

# DISTRIBUTOR PRICE BOOK



**THE LEADER  
IN LIFTGATES**

Best Products.  
Best Selection.  
Best Support.

Effective  
August 1, 2017





Our Promise

**A Letter from the Maxon Family Management Team**

There are times when we are asked, “In this day and age, what are the benefits of working with a family-owned company like Maxon?”

And we understand the question. We don’t expect you to choose Maxon because we’re a family-owned business. We expect you to choose Maxon based on the merits of our products and the quality of our service above all.

But, being a family-owned business is directly reflected in our ongoing drive to innovate, to create the best possible products for your needs, and to support them with a seamless network of industry professionals, so you can keep your delivery schedules, day in and day out. Since 1957, when Max Lugash developed the first Tuk-A-Way gate, this has been our singular focus. It’s all we do.

When you look a little closer, though, you’ll see there are many benefits to working with a family-owned company. First and foremost, we don’t have to wait for approval to come from afar, so you don’t have to worry that company leaders half a globe away will misunderstand your needs.

Second, you have instant access to the family management team of Maxine, Casey, and Brent, for decisions that affect your ability to do business. Simply pick up the phone and talk to us. We promise fast answers, meaningful conversations, and hard work to meet and exceed your expectations.

Finally, you can count on us to continue our drive to innovate and bring you the best possible liftgates—that same drive which has led to us becoming the largest single-brand manufacturer of liftgates in the world.

With warmest regards,

Casey Lugash

Maxine Lugash Stratton

Brent Stratton

The Maxon Family Management Team



# TABLE OF CONTENTS

Quick Ship Program ..... 5

**LIGHT DUTY** ..... **6**

    Me2 Pickups *(GALVANIZED Option in 2017)* ..... 6

    Me2 Pickup Options..... 7

    Me2 Service /Utility Body *(GALVANIZED Option in 2017)* ..... **8**

    Me2 Service/Utility Body Options..... 9

    M2 Flatbed, Stake & Van Body *(GALVANIZED Option in 2017)* ..... **10**

    M2 Flatbed, Stake & Van Body Options..... 11

    PC X1-LD & GPC X1-LDF for Cargo Vans ..... 12

**RAILIFT** ..... **13**

    DMD..... 13

    RC..... 14

    RCT..... 15

**CONVENTIONAL** ..... **16**

    GPC ..... 16

**TUK-A-WAY®** ..... **17**

    72-150/TE-20 ..... 17

    TE-25/TE-30 *(New in 2017)* ..... 18

    TE-33 ..... 19

    GPT *(GALVANIZED Standard in 2017)* ..... 20

    GPTWR *(GALVANIZED Standard in 2017)* ..... 21

    GPTLR *(GALVANIZED Standard in 2017)* ..... 22

**SLIDELIFT** ..... **23**

    GPS ..... 23

    GPSLR..... 24

    GPST ..... 25

    RA ..... 26



# TABLE OF CONTENTS

**COLUMNLIFT ..... 27**  
 BMR ..... 27  
 BMR Options..... 28  
**GAS BOTTLE ..... 29**  
 BMR-CS ..... 29  
 RC-CS..... 30  
**AUXILIARY BATTERY CHARGING OPTIONS..... 31**  
 Auxiliary Battery Charging Solutions - Trucks..... 31  
 Auxiliary Battery Charging Solutions - Trailers..... 32  
**Other Electrical & Miscellaneous OPTIONS ..... 34**  
 Other Electrical & Miscellaneous Options ..... 34  
**APPENDIX..... 35**  
 Warranty Information ..... 35

# QUICK SHIP PROGRAM

Elkhart, Indiana Warehouse



## Product Features

- All gates in this program come fully assembled
- 96" wide bolt-on extension plates
- Bolt-on steps with rubber bumpers
- Hydraulic lock valves
- MaxPro® Paint
- Every gate including all options is packed into a shipping crate

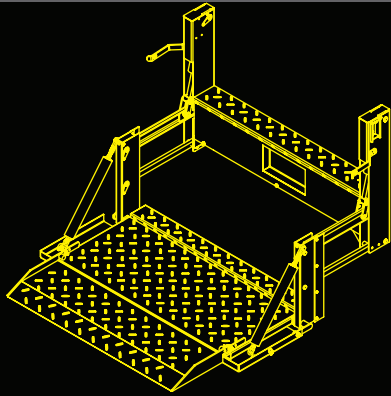
MODEL	CAPACITY	PLATFORM MATERIAL	PLATFORM SIZE	BED HEIGHT	RAMP	RIDE	PRICE
GPT-3 GALVANIZED	3,000 LBS	ALUMINUM	60" X 80"	46" MIN. LADEN 55" MAX. UNLADEN	WEDGE	POWER DOWN/ LEVEL RAMPING	\$5,729
TE-33	3,300 LBS	STEEL	52" X 84"	44" MIN. LADEN 54" MAX. UNLADEN	WEDGE	GRAVITY DOWN/ STANDARD	\$3,818
TE-25	2,500 LBS	STEEL	48" X 80"	44" MIN. LADEN 54" MAX. UNLADEN	WEDGE	GRAVITY DOWN/ STANDARD	\$2,571
TE-25L	2,500 LBS	STEEL	48" X 80"	38" MIN. LADEN 44" MAX. UNLADEN	WEDGE	GRAVITY DOWN/ STANDARD	\$2,571
TE-20	2,000 LBS	STEEL	32" X 72+4"	36" MIN. LADEN 54" MAX. UNLADEN	4" FIXED RAMP	GRAVITY DOWN/ STANDARD	\$1,984

### PROGRAM POLICIES:

- Program consist of the gates listed above and come packaged into an LTL shippable crate
- Orders requiring other options will have to be shipped from other warehouses and fall outside this Quick Ship program
- Maximum order of 5 gates (of one configuration) per order
- Time from order placement to "need-by-date" cannot exceed 10 business days
- Prices are set and not subject to discounts
- Flat rate shipping program of \$220 for IN, MI, OH, PA, NY (excluding NYC & Long Island), WV, VA, NC, KY, TN, AR, MO, IL, IA, WI
  - > Flat rate of \$350 for all other states including New York City and Long Island, NY
- Gates can also be "will called"

Note: Gates ship with 96" wide bed extension plate which can be mounted on 96" or 102" wide vehicles. A 102" wide extension kit can be shipped by request, but is not required.

# Light Duty Series



## Me2 - for Full Size Pickups

### Me2 standard features

- Dual hydraulic lifting cylinders
- Maintenance-free components
- Protected / recessed main control with time-out feature
- Steel and aluminum platforms
- Fully-enclosed hydraulic system

	Model No.	Load Area	Ramp	Travel	Weight	Price
1300 lbs	<b>Steel Platform</b>					
	C2-60-1342 TP27	55" X 27"	4"	28" to 42"	460 lbs	\$1,270
	C2-60-1342 TP38	55" X 38"	4"		510 lbs	\$1,380
	C2-60-1342 TP42	55" X 42"	7"		535 lbs	\$1,440
	<b>Aluminum Platform</b>					
	C2-60-1342 EA27	55" X 27"	6"	28" to 42"	435 lbs	\$1,777
	C2-60-1342 EA38	55" X 38"	6"		465 lbs	\$1,790
	C2-60-1342 EA48	55" X 48"	6"		495 lbs	\$1,980
	<b>Grip Strut Platform</b>					
	C2-60-1342 GS27	55" X 27"	4"	28" to 42"	460 lbs	\$1,351
<b>Bar Grate Platform</b>						
C2-60-1342 BG27	55" X 27"	4"	28" to 42"	460 lbs	\$1,420	
1500 lbs	<b>Steel Platform</b>					
	C2-60-1542 TP27	55" X 27"	4"	28" to 42"	460 lbs	\$1,380
	C2-60-1542 TP38	55" X 38"	4"		510 lbs	\$1,500
	C2-60-1542 TP42	55" X 42"	7"		535 lbs	\$1,550
	<b>Aluminum Platform</b>					
	C2-60-1542 EA27	55" X 27"	4"	28" to 42"	435 lbs	\$1,903
	C2-60-1542 EA38	55" X 38"	6"		465 lbs	\$1,910
	C2-60-1542 EA48	55" X 48"	6"		495 lbs	\$2,100
	<b>Grip Strut Platform</b>					
	C2-60-1542 GS27	55" X 27"	4"	28" to 42"	460 lbs	\$1,469
<b>Bar Grate Platform</b>						
C2-60-1542 BG27	55" X 27"	4"	28" to 42"	460 lbs	\$1,538	
<b>Options</b>		<b>Description</b>				<b>Price</b>
4-light Light Kit		4-Light add-on system (T-57) - 2 red, 2 white each side				\$118
6-light Light Kit		6-Light add-on system (T-57) - 4 red, 2 white each side				\$148
4-light, LED Light Kit		4-Light add-on system (T-57) - 2 red, 2 white each side				\$182
6-light, LED Light Kit		6-Light add-on system (T-57) - 4 red, 2 white each side				\$221
Remote Pendant Control		In place of standard curb-side fixed control				\$99
Hand Held Control Kit		6 Pins Hand Held Control Kit				\$99
Tire Rack Assy		Pickup models w/ diamond plate, AL extruded & grip strut platform				\$136
Tire Rack Assy		Pickup models w/ grating bar platform				\$136
Mounting Kits		Extra mounting kit (one set included)				\$75
Backup Camera Bar		Allows to reposition rear camera and sensors				\$48
4 piece Rubber Bumper set						\$19
6 piece Rubber Bumper set (for AL Platform only)						\$19
Galvanized Finish (for Aluminum, Grip Strut and Bar Grate platform models)						<b>No Charge</b>

# Light Duty Series

## ME2 FULL-SIZE PICKUP



### INSTALL BRACKET KITS<sup>1</sup>

Manufacturer	Model Year	Body Style	Bracket
Chevrolet / GMC	2007 - 2017	1500	T-170
	2007 - 2017	2500	T-170
	2007 - 2017	3500	T-170
	2007	1500 Classic	T-160
	2007	2500 Classic	T-160
	2007	3500 Classic	T-160
	1999 - 2006	1500	T-160
	2001 - 2006	2500	T-160
	2001 - 2006	3500	T-160
Dodge / Ram	2002 - 2017	1500	T-330
	2003 - 2017	2500	T-330
	2003- 2017	3500	T-330
	1995 - 2002	2500	T-300
	1995 - 2002	3500	T-300
	1995 - 2001	1500	T-300
Ford	2017	Superduty Series	T-285
	1997 - 2014	F-150	T-250
	2015 - 2016	F-150	T-270
	2002 - 2014	F-250	T-260
	2002 - 2014	F-350	T-260
	2015 - 2016	F-450	T-260
	1999 - 2016	Superduty Series	T-260
Toyota	2007 - 2017	TUNDRA	T-500

#### Financial Terms

- Net 30 terms apply in addition to the quantity discount
- Quantities can be any combination of Me2 models
- Applies only to M2 liftgates ordered together, not cumulative orders
- Quantity discounts do not apply to repair parts, freight, or warehouse fees
- Usual credit practices apply
- Usual return and restocking policies apply

#### Municipal Discounts

- All Me2 liftgates sold to a municipality are eligible a minimum 5% discount
- Me2 liftgates sold to a municipality in quantity of 8 or more are eligible for the above discounts in lieu of the 5% municipal discount
- All of the above parameters also apply to municipal orders
- All necessary documentation, showing that the order is a government entity municipality, must be supplied in order to receive quantity discount

\* Maxon reserves the right to modify or terminate the Quantity Discount program without obligation or prior notice and is the final arbiter for the program

#### Notes

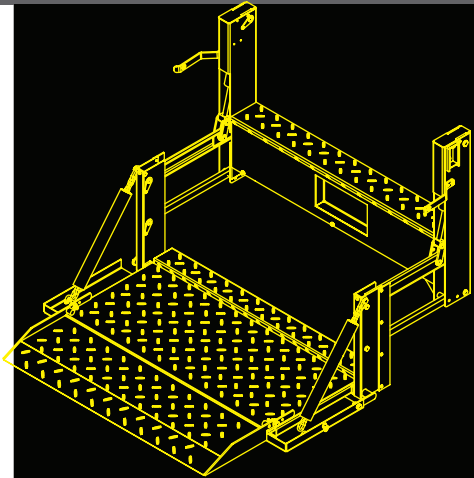
1. Last 12 model years shown. For additional applications, visit [www.maxonlift.com](http://www.maxonlift.com)

#### Quantity Discount

Effective July 1, 2015. The following discount will be offered on M2 Series liftgates.\*

Units	Discount
4 - 7	5%
8 - 11	6%
12 - 15	7%
16+	8%

# Light Duty Series



## Me2 for Service/Utility Bodies

### Me2 standard features

- Dual hydraulic lifting cylinders
- Maintenance-free components
- Protected / recessed main control with time-out feature
- Steel and aluminum platforms
- Fully-enclosed hydraulic system

### Models for Bodies With 48" - 55" Opening

	Model No.	Load Area	Ramp	Travel	Weight	Price
1300 lbs	<b>Steel Platform</b>					
	C2-54-1342 TP27	49" X 27"	4"	28" to 42"	475 lbs	\$1,261
	C2-54-1342 TP38	49" X 38"				\$1,380
	C2-54-1342 TP42	49" X 42"	7"			\$1,510
	<b>Aluminum Platform</b>					
	C2-54-1342 EA27	49" X 27"	6"	28" to 42"	430 lbs	\$1,684
	C2-54-1342 EA38	49" X 38"				\$1,790
	C2-54-1342 EA48	49" X 48"				\$1,973
	<b>Grip Strut Platform</b>					
	C2-54-1342 GS27	50" X 27"	4"	28" to 42"	475 lbs	\$1,351
<b>Bar Grate Platform</b>						
C2-54-1342 BG27	50" X 27"	4"	28" to 42"	475 lbs	\$1,420	
1600 lbs	<b>Steel Platform</b>					
	C2-54-1642 TP27	49" X 27"	4"	28" to 42"	475 lbs	\$1,379
	C2-54-1642 TP38	49" X 38"				\$1,500
	C2-54-1642 TP42	49" X 42"	7"			\$1,546
	<b>Aluminum Platform</b>					
	C2-54-1642 EA27	49" X 27"	6"	28" to 42"	430 lbs	\$1,803
	C2-54-1642 EA38	49" X 38"				\$1,910
	C2-54-1642 EA48	49" X 48"				\$2,093
	<b>Grip Strut Platform</b>					
	C2-54-1642 GS27	50" X 27"	4"	28" to 42"	475 lbs	\$1,469
<b>Bar Grate Platform</b>						
C2-54-1642 BG27	50" X 27"	4"	28" to 42"	475 lbs	\$1,538	
<b>Options</b>		<b>Description</b>				<b>Price</b>
4-light Light Kit		4-Light add-on system (T-57) - 2 red, 2 white each side				\$118
6-light Light Kit		6-Light add-on system (T-57) - 4 red, 2 white each side				\$148
4-light, LED Light Kit		4-Light add-on system (T-57) - 2 red, 2 white each side				\$182
6-light, LED Light Kit		6-Light add-on system (T-57) - 4 red, 2 white each side				\$221
Remote Pendant Control		In place of standard curb-side fixed control				\$99
Hand Held Control Kit		6 Pins Hand Held Control Kit				\$99
Tire Rack Assy		Service body models w/ diamond plate, AL extruded & grip strut platform				\$136
Tire Rack Assy		Service body models w/ grating bar platform				\$136
4 piece Rubber Bumper set						\$19
6 piece Rubber Bumper set (for AL Platform only)						\$19
Galvanized Finish (for Aluminum, Grip Strut and Bar Grate platform models)						<b>No Charge</b>

Effective August 1, 2017



# Light Duty Series

## ME2 SERVICE/UTILITY BODY



### Financial Terms

- Net 30 terms apply in addition to the quantity discount
- Quantities can be any combination of Me2 models
- Applies only to M2 liftgates ordered together, not cumulative orders
- Quantity discounts do not apply to repair parts, freight, or warehouse fees
- Usual credit practices apply
- Usual return and restocking policies apply

### Municipal Discounts

- All Me2 liftgates sold to a municipality are eligible a minimum 5% discount
- Me2 liftgates sold to a municipality in quantity of 8 or more are eligible for the above discounts in lieu of the 5% municipal discount
- All of the above parameters also apply to municipal orders
- All necessary documentation, showing that the order is a government entity municipality, must be supplied in order to receive quantity discount

\* Maxon reserves the right to modify or terminate the Quantity Discount program without obligation or prior notice and is the final arbiter for the program

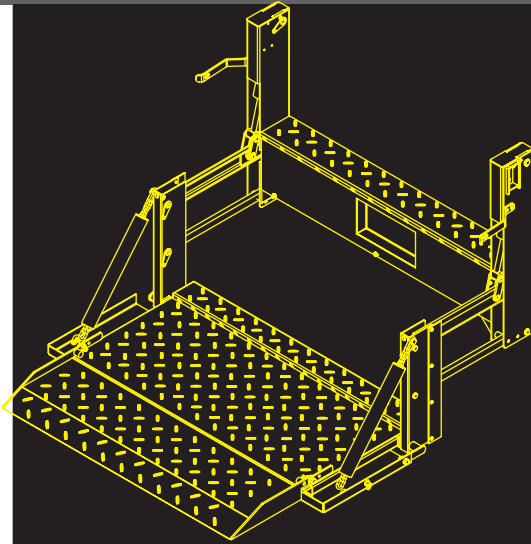
### Notes

- EA48 platform extends 10" above liftgate mainframe when closed.

### Quantity Discount

Effective July 1, 2015. The following discount will be offered on M2 Series liftgates.\*

Units	Discount
4 - 7	5%
8 - 11	6%
12 - 15	7%
16+	8%



## Me2 - for Flatbed, Stake & Van Body

### Me2 standard features

- Dual hydraulic lifting cylinders
- Maintenance-free components
- Protected / recessed main control with time-out feature
- Steel and aluminum platforms
- Fully-enclosed hydraulic system

### Models for 96" Wide Bodies\*

	Model No.	Load Area	Ramp	Travel	Weight	Price
1600 lbs	<b>Steel Platform</b>					
	C2-92-1650 TP35	87" X 35"	6"	30" to 50"	628 lbs	\$1,600
	C2-92-1650 TP41	87" X 41"	6"		655 lbs	\$1,750
	<b>Aluminum Platform</b>					
	C2-92-1650 EA37	87" X 37"	6"	30" to 50"	561 lbs	\$2,030
	C2-92-1650 EA41	87" X 41"	6"		577 lbs	\$2,240
	<b>Grip Strut Platform</b>					
	C2-92-1650 GS33	87" X 33"	6"	30" to 50"	628 lbs	\$1,691
	<b>Bar Grate Platform</b>					
	C2-92-1650 BG33	87" X 33"	6"	30" to 50"	628 lbs	\$1,750

\*Available additional Body sizes: 90", 85", 80" (corresponds to model designations 87, 81 and 73). Prices are identical to the 92 models.

Options	Description	Price
4-light Light Kit	4-Light add-on system (T-57) - 2 red, 2 white each side	\$118
6-light Light Kit	6-Light add-on system (T-57) - 4 red, 2 white each side	\$148
4-light, LED Light Kit	4-Light add-on system (T-57) - 2 red, 2 white each side	\$182
6-light, LED Light Kit	6-Light add-on system (T-57) - 4 red, 2 white each side	\$221
Remote Pendant Control	In place of standard curb-side fixed control	\$99
Rubber Platform Bumpers	Set of four (1 piece platform), set of 6 (two-piece platform)	\$19
Tire Rack Assy	Stake bed w/ diamond plate, AL extruded & grip strut platform	\$136
Tire Rack Assy	Stake bed w/ grating bar platform	\$136
Galvanized Finish (for Aluminum, Grip Strut and Bar Grate platform models)		<b>No Charge</b>

# Light Duty Series

## FLATBED, STAKE & VAN BODY



### Financial Terms

- Net 30 terms apply in addition to the quantity discount
- Quantities can be any combination of Me2 models
- Applies only to M2 liftgates ordered together, not cumulative orders
- Quantity discounts do not apply to repair parts, freight, or warehouse fees
- Usual credit practices apply
- Usual return and restocking policies apply

### Municipal Discounts


- All Me2 liftgates sold to a municipality are eligible a minimum 5% discount
- Me2 liftgates sold to a municipality in quantity of 8 or more are eligible for the above discounts in lieu of the 5% municipal discount
- All of the above parameters also apply to municipal orders
- All necessary documentation, showing that the order is a government entity municipality, must be supplied in order to receive quantity discount

\* Maxon reserves the right to modify or terminate the Quantity Discount program without obligation or prior notice and is the final arbiter for the program

### Quantity Discount

Effective July 1, 2015. The following discount will be offered on M2 Series liftgates.\*

Units	Discount
4 - 7	5%
8 - 11	6%
12 - 15	7%
16+	8%



## Cargo Van GPC X1-LD Cargo Van GPC X1-LDF

### Standard Features

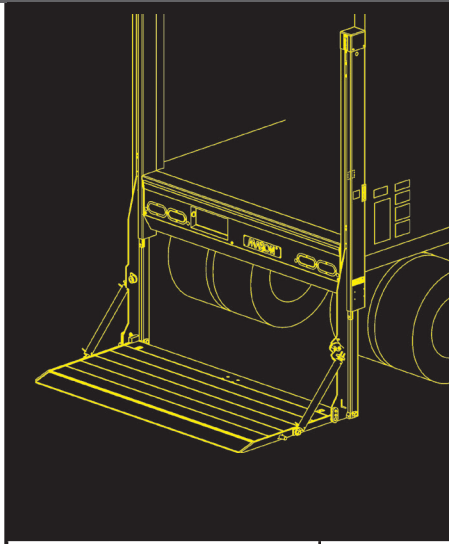
- 0.2" Flat Main Control
- Handheld remote control
- Quiet Power Pack with Thermo Switch
- Automatic Tilt-up and Tilt-down at Ground Level
- Maintenance-free Bushings
- Warning Flashlights on Platform Corners
- Bridge Plate
- Bolt-on Installation Brackets\*

Est. Install Time: 4-12 hours\*\*

Model	Lifting Capacity	Aluminum Platform Size 63" X 53"
GPC X1-LD	1300 lbs.	<b>\$4,100</b> 322 lbs.
GPC X1-LDF	1300 lbs.	<b>\$4,800</b> 415 lbs.

\* Kits available for Mercedes Sprinter & Ford Transit Vans

\*\* If the van comes equipped with a liftgate package then the whole install can be done in 4-5 hours. If there is no liftgate then it can take up to 12 hours.



## DMD RAILIFT

### Standard Features

- Fully Hydraulic Direct Lift
- Twin Cylinders
- Level Ride
- All Aluminum Platforms
- Recessed License Plate Holder

Note: The "above bed" feature requires an SOR (main housing is set based on the actual bed height requirements)

Available for 96" & 102" wide vehicles\*\*

(Dimensions and prices are shown for 96" wide version. Note: 2 piece platforms are 5" narrower due to torsion spring)

Est. Install Time: 4 hours

Model	Lifting Capacity	One-Piece Aluminum Platforms				Two-Piece Aluminum Platforms 6" Ramp				
		30" x 90" + 6" or 12" Ramp	36" x 90" + 6" or 12" Ramp	42" x 90" + 6" or 12" Ramp	48" x 90" + 6" * Ramp	48" x 90" (30" + 18") + 6" Ramp	54" x 90" (36" + 18") + 6" Ramp	60" x 90" (36" + 24") + 6" Ramp	72" x 90" (42" + 30") + 6" Ramp	
DMD 22	2200 lbs Price Approx. Wt.	\$4,378 620 lbs	\$4,450 635 lbs	\$4,522 650 lbs	\$4,625 665 lbs	\$4,965 675 lbs	\$5,099 690 lbs	\$5,346 705 lbs	\$5,552 720 lbs	
DMD 33	3300 lbs Price Approx. Wt.	\$4,563 630 lbs	\$4,645 645 lbs	\$4,717 660 lbs	\$4,831 675 lbs	\$5,181 685 lbs	\$5,325 700 lbs	\$5,583 715 lbs	\$5,799 730 lbs	
		One Piece Platform with Power Closure				Two-Piece Aluminum Platforms 12" Ramp*				
		48" x 90 +12" Fixed Ramp	54" x 90 +12" Fixed Ramp	60" x 90 +12" Fixed Ramp	66" x 90 +12" Fixed Ramp	72" x 90 +12" Fixed Ramp	42" x 90" (30" + 12") + 12" Ramp	48" x 90" (36" + 12") + 12" Ramp	54" x 90" (36" + 18") + 12" Ramp	66" x 90" (42" + 24") + 12" Ramp
DMD 22		\$5,232 675 lbs	\$5,366 690 lbs	\$5,614 705 lbs	\$5,686 715 lbs	\$5,820 720 lbs	\$4,522 675 lbs	\$4,965 690 lbs	\$5,099 705 lbs	\$5,418 720 lbs
DMD 33		\$5,449 685 lbs	\$5,593 700 lbs	\$5,850 715 lbs	\$5,923 725 lbs	\$6,067 730 lbs	\$4,717 685 lbs	\$5,181 700 lbs	\$5,325 715 lbs	\$5,655 730 lbs
Bed Height Min. = Laden Max. = Unladen		30" to 54"								

### Must Pick ONE Cover Assembly

	Price
Main Frame Cover without Lights	Included
Main Frame Cover with Domestic Chassis - 4 Lights (2 Red & 2 White)	\$155
Main Frame Cover with Foreign Chassis - 6 Lights (2 Red, 2 Yellow & 2 White)	\$248
Main Frame Cover with Foreign Chassis - 6 Lights (4 Red & 2 White)	\$248

### Options

	Price
102" Wide Version	\$361
90" Wide Version	Same as 96" wide versions
Single or Dual Cart Stop	\$361
10" Aluminum Retention Ramp (only available on one-piece platforms)	\$402
10" Dual Aluminum Retention Ramp (only available on one-piece platforms)	\$505
MAXGRIP™ (Knurled Platform Surface for Increased Slip Resistance)	\$103
Cab Cut off Switch	\$93
Hand Held Control with Coiled Cord	\$176
Street Side Control Kit	\$176
Time Lock Out Feature Kit	\$88
Back Up Alarm Installation Kit	\$88
Platform Extension Kit - available for 36" & 42" platforms only (manual add-on piece that can be deployed for oversized items)	\$335
Above Bed Travel (SOR)	\$433 (SOR)

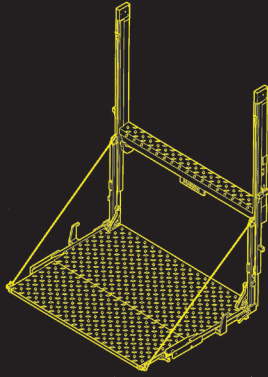
### SOR - Special Order Request

\* Main section is 90"; Flipover is 85" due to torsion spring

\*\* Other widths available via SOR

Note: Install time does not include vehicle preparation and options install.

Effective August 1, 2017



## RC RAILIFT

### Standard Features

- Level Ride
- Heavy Duty Cable Lift
- Easily Handles Palletized or Cart Loads

Available in 96" & 102" widths  
(dimensions and prices are shown for 96" wide version)

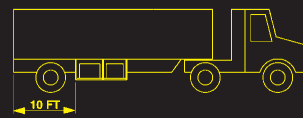
		Platform Sizes Without Ramps			Includes Factory Installed 16" Aluminum Retention Ramp	Est. Hrs to Install
Model	Lifting Capacity	42" X 90"	66" X 90" (42" + 24")	72" X 90" (42" + 30")	84" X 90" (42" + 42")	
Bed Height Min - Max		44" to 56"*	44" to 56"	44" to 56"	44" to 56"	6
RC-2	2000 lbs. Price/Approx. Wt.	\$5,114 1210 lbs.				
RC-3	3000 lbs. Price/Approx. Wt.	\$6,134 1278 lbs.	\$7,050 1518 lbs.	\$7,514 1660 lbs.		
RC-4	4000 lbs. Price/Approx. Wt.		\$7,720 1597 lbs.	\$8,183 1697 lbs.		
RC-5	5000 lbs. Price/Approx. Wt.		\$9,718 2062 lbs.	\$10,135 2182 lbs.	\$11,562 2452 lbs.	
RC-6	6000 lbs. Price/Approx. Wt.		\$10,892 2207 lbs.	\$12,231 2477 lbs.		

### Ramps & Retention Ramp Options

6" Fixed Steel	\$175	50 lbs	
12" Fixed Steel	\$210		75 lbs
12" Hinged Steel	\$328		85 lbs
12" Fixed Ramp + 4" Cart Stop			
Single	\$595		100 lbs
Dual	\$712		
16" Aluminum Retention	\$595		65 lbs

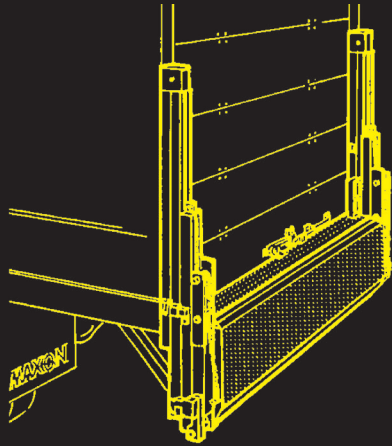
Options	Price
102" Wide Version	\$587
Auxiliary Hand Pump Kit (consider additional install time for these items) - Cam Closer	\$211
Hydraulic Closer	\$421
Hydraulic Platform Closer	\$330
Street Side Control	\$150
Hand Held Coiled Remote Control - Cam Closer	\$176
Hydraulic Closer	\$211
Cab Power Cut Off Switch	\$93

Select Install & Charge Line Kit	Price
10 Foot Extension Kit - Used when Pump is mounted a maximum of 10' from the rear of the trailer.	CAM Closing \$109
	HYDRAULIC Closing \$227
20 Foot Extension Kit - Used when Pump is mounted a maximum of 20' from the rear of the trailer.	CAM Closing \$155
	HYDRAULIC Closing \$289
Truck Charge Line Kit Includes: 40 ft. of 2 Gauge Cable with a circuit breaker. Frame Clips	\$67



\*Addition of fixed ramp on the 42" one-piece platform will change minimum bed height requirement. Refer to charging section on pages 31 - 34 for available auxiliary battery charging options.

Note: Install time does not include vehicle preparation and options install.



## RCT RAILIFT

### Standard Features

- Heavy Duty Cable Lift
- Large, Low Profile, Level Ride
- Fully Automatic Operation
- Hydraulic Platform Closer

Available in 96" & 102" widths  
(dimensions and prices are shown for 96" wide version)

Model	Lifting Capacity	60" X 90" (30" + 30")	Includes Factory Installed 16" Aluminum Retention Ramp
RCT-3	3000 lbs. Price Approx. Wt.	\$8,858 1560 lbs.	6 Est. Hrs to Install
RCT-4	4000 lbs. Price Approx. Wt.	\$9,631 1640 lbs.	
Bed Height Min.=Laden Max.=Unladen		48" to 56"	

All platforms stow below and at bed height. All RCT models include integrated lights and hydraulic closer.

### Options

Options	Price
102" Wide Version	\$587
Auxiliary Hand Pump Kit (consider additional install time for these items)	\$421
Street Side Control	\$150
Hand Held Coiled Remote Control	\$211
Cab Power Cut Off Switch	\$93

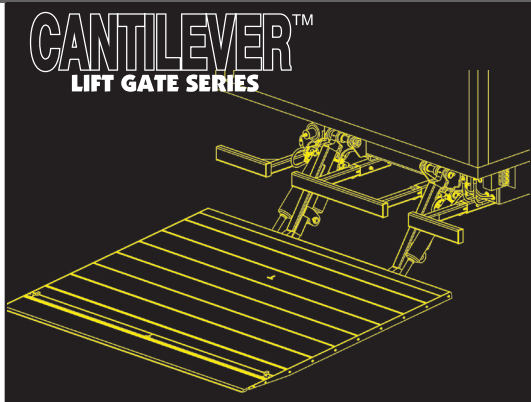
### Select Install & Charge Line Kit

Select Install & Charge Line Kit	Price
10 Foot Extension Kit - Used when Pump is mounted a maximum of 10' from the rear of the trailer.	 HYDRAULIC Closing \$227
20 Foot Extension Kit - Used when Pump is mounted a maximum of 20' from the rear of the trailer.	 HYDRAULIC Closing \$289
Truck Charge Line Kit Includes: 40 ft. of 2 Gauge Cable with a circuit breaker. Frame Clips	 \$67

Refer to charging section on pages 31 - 34 for available auxiliary battery charging options.

Note: Install time does not include vehicle preparation and options install.

# CONVENTIONAL LIFTGATE SERIES



## GPC Conventional

The only 100% North American Made Cantilever on the Market

### Standard Features

- 2 Tilt and 2 Lift Cylinders
- Heavy Duty Motor with Thermal Protection
- Wedge Platform Design
- Dual Cart Stops
- Lock Valves on all Cylinders

Est. Install Time: 8 hours

Aluminum Platforms (prices shown are for mid-arm configurations)*								
Model	Lifting Capacity	Bed Height*	46" x 94.5"	46" X 98.5"	55" x 94.5"	55" x 98.5"		
GPC-22	2200 lbs.	42.3" Laden	\$5,349	\$5,381	\$5,423	\$5,455		
		56.6" Unladen	1070 lbs	1080 lbs	1070 lbs	1100 lbs		
			64" x 94.5"	64" x 98.5"	73" x 94.5"	73" x 98.5"	82" x 94.5"	82" x 98.5"
GPC-33	3300 lbs.	42.3" Laden	\$6,833	\$6,886	\$6,949	\$7,002	\$7,118	\$7,171
		56.6" Unladen	1130 lbs	1140 lbs	1170 lbs	1170 lbs	1210 lbs	1230 lbs
			82" x 94.5"	82" x 98.5"	91" x 94.5"	91" x 98.5"		
GPC-44	4400 lbs.	42.3" Laden	\$7,129	\$7,181	\$7,213	\$7,276		
		56.6" Unladen	1270 lbs	1290 lbs	1300 lbs	1320 lbs		

Steel Platforms (prices shown are for mid-arm configurations)*								
Model	Lifting Capacity	Bed Height*	48" x 94.5"	48" x 98.5"				
GPC-22	2200 lbs.	42.3" Laden	\$5,359	\$5,413				
		56.6" Unladen	1170 lbs	1190 lbs				
			73" x 94.5"	73" x 98.5"	85" x 94.5"	85" x 98.5"		
GPC-33	3300 lbs.	42.3" Laden	\$6,717	\$6,770	\$6,928	\$7,012		
		56.6" Unladen	1380 lbs	1380 lbs	1480 lbs	1510 lbs		
			73" x 94.5"	73" x 98.5"	85" x 94.5"	85" x 98.5"	96" x 94.5"	96" x 98.5"
GPC-44	4400 lbs.	42.3" Laden	\$6,811	\$6,865	\$6,938	\$7,023	\$7,199	\$7,262
		56.6" Unladen	1440 lbs	1460 lbs	1540 lbs	1570 lbs	1620 lbs	1640 lbs

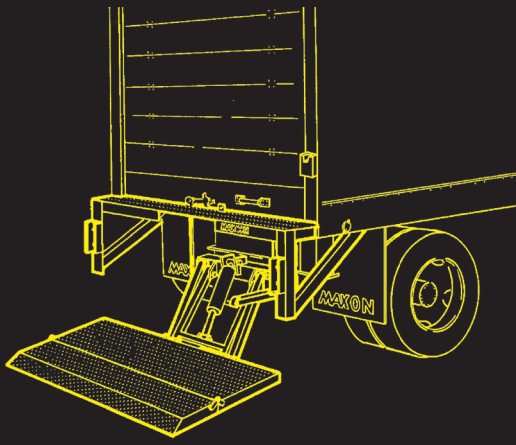
\*Contact Customer Service for short and long arm versions:  
**Long Arm for Bedheights 52.3" Laden - 60.4" Unladen**  
**Short Arm for Bedheights 37.4" Laden - 49.6" Unladen**

Options	Price
Flashing Platform Lights	\$225
Platform Autotilt Function (enables automatic tilt-down when platform reaches the ground)	\$927
Cab Power Cut-Off Switch	\$85
Rear Closure Seal Kit* (order when platform doubles as rear door)	\$124
GPC Flip-Up Door Kit, 42" x 102" (order when platform doubles as rear door BUT doesn't cover the full height)	\$773
GPC Flip-Up Door Kit, 42" x 96" (order when platform doubles as rear door BUT doesn't cover the full height)	\$773
GPC Flip-Up Door Kit, 31" x 102" (order when platform doubles as rear door BUT doesn't cover the full height)	\$773
GPC Flip-Up Door Kit, 31" x 96" (order when platform doubles as rear door BUT doesn't cover the full height)	\$773
GPC Flip-Up Door Kit, 19" x 102" (order when platform doubles as rear door BUT doesn't cover the full height)	\$773
GPC Flip-Up Door Kit, 19" x 96" (order when platform doubles as rear door BUT doesn't cover the full height)	\$773

\*Please be sure to specify dimensions of rear door opening when ordering this option.  
Refer to charging section on pages 31 - 34 for available auxillary battery charging options.

Note: Install time does not include vehicle preparation and options install.





## 72-150/TE-20 TUK-A-WAY®

### Standard Features

- Vertical Pump
- Center Arm
- Standard Ride
- Low Bed Height Applicable
- 38 Foot Charge Line Kit with a Circuit Breaker

Est. Install Time: 5.5 hours

Approx. Install Weights: (72-150) 72" Ramp & Wedge - 542 lbs  
 (72-150) 84" Ramp & Wedge - 567 lbs  
 (TE-20) 72" Ramp & Wedge - 551 lbs  
 (TE-20) 84" Ramp & Wedge - 570 lbs

#### Platform Size (Reinforced Steel Diamond Plate)

Model	Lifting Capacity		32" X 72" with 4" Ramp	32" X 84" with 4" Ramp	36" X 72" with Wedge	36" X 84" with Wedge
72-150	1500 lbs.	Price	\$1,720	\$1,823	\$1,720	\$1,823
TE-20	2000 lbs.	Price	\$1,772	\$1,875	\$1,772	\$1,875
Bed Height - Min.=Laden Max.=Unladen			38"* to 54"		44"* to 54"	
<b>Aluminum Platform Size</b>						
			36" x 72" + 6"		36" X 84" + 6"	
72-150		Price	\$2,019		\$2,122	
TE-20		Price	\$2,070		\$2,173	
Bed Height - Min.=Laden Max.=Unladen			38"* to 54"			

### Options

### Price

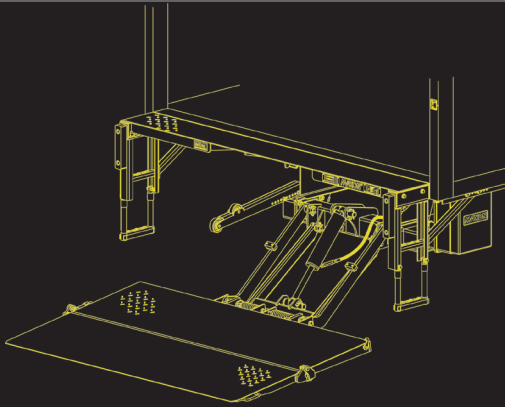
Power Down Option	\$443
Steel Dock Bumpers - Heavy Duty Bumper 2 Step HD Bumper	\$62 \$150
Rubber Pads for Dock Bumper	\$62
102" Kit for Extension Plate	\$93
Street Side Controls	\$176
Dual Control (Additional switch)	\$176
Hand Held Remote with Coiled Cord and Plug and Socket	\$211
Hand Pump for Gravity Down Units	\$397
Cycle Counter	\$123
Cab Cut Off Switch	\$93
24 Volt System Pump/Motor	\$62
Light Kit - D.O.T. Light Brackets for 60 Series Lights - Pair (Lights not included)	\$67
Pump Relocation Mounting Kit Gravity Down Power Down	\$201 \$258
Galvanized Finish (Note: includes design upgrades such as Lock Valve, Bolt-on Steps, and Bolt-on Extension Plate)	\$567
38' Ground Cable Kit	\$145
Bolt-on hardware kit (works for 96" and 102" wide bolt-on extension plates)	No Charge

\* 36" Bed Height is available as a Special Order Request (SOR) process.

\*\* A wedge platform model that works at 38" minimum laden bed height is available via our SOR process.

Refer to charging section on pages 31 - 34 for available auxiliary battery charging options.

Note: Install time does not include vehicle preparation and options install.



## TE-25/TE-30 TUK-A-WAY®

### Standard Features

- Torsion Spring Assisted
- Molded Switch
- Standard Ride
- Low Bed Height Compatible
- 38 Foot Charge Line Kit

Est. Install Time: 6 hours

Approx. Install Weights: TE-25 - 555 lbs - 655 lbs  
TE-30 - 585 lbs - 685 lbs

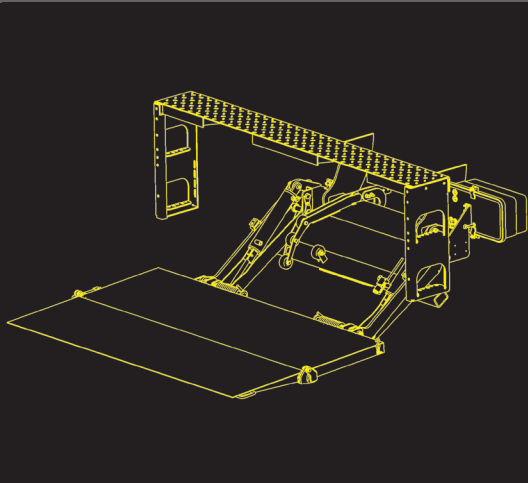
Model	Lifting Capacity	Steel Platform		Steel / Aluminum Platform		Aluminum / Aluminum Platform	
		36" X 80"	48" X 80"	48" X 80"	52" X 80"	48" X 80"	52" X 80"
TE-25/TE-25L*	2,500 lbs.	\$2,100	\$2,359	\$2,859	\$3,059	\$3,359	\$3,559
TE-30/TE-30L*	3,000 lbs.	\$2,300	\$2,559	\$3,059	\$3,259	\$3,559	\$3,759
TE-25/30	Bedheight	42" - 54"	42" - 54"	42" - 54"	42" - 54"	42" - 54"	42" - 54"
TE-25L/30L*	Bedheight	36" - 44"	38" - 44"	38" - 44"	N/A	38" - 44"	N/A

\* Use single step for low bed height (L) models

Options	Price
102" Wide Extension Plate	\$93
Dual Steps (Bolt-on)	\$238
Dual Step with Lower Flex Step (Bolt-on)	\$291
2-Step Bolt-On HD Dock Bumpers w/ Light Cut Outs	\$291
Single Step (Bolt-on)	\$198
Weld-on Steel Dock Bumpers - Heavy Duty Bumper 2 Step HD Bumper	\$62 \$150
Rubber or Polyethylene Pads for Dock Bumpers or Steps	\$62
Single Cart Stop (Available on ST/AL and AL/AL platforms only)	\$422
Dual Cart Stops (Available on ST/AL and AL/AL platforms only)	\$505
Power Down Option	\$443
Street Side Controls	\$176
Dual Control (Additional switch)	\$176
Hand Held Remote with Coiled Cord and Plug and Socket - For Power Down Units For Gravity Down Units	\$211 \$211
Hand Pump for Gravity Down Units	\$397
Cycle Counter	\$123
Cab Cut Off Switch	\$93
24 Volt System Pump/Motor	\$62
Light Kit - D.O.T. Light Brackets for 60 Series Lights - Pair (Lights not included)	\$67
Galvanized Finish	\$361
38' Ground Cable Kit	\$145
Bolt-on hardware kit (works for 96" and 102" wide bolt-on extension plates)	No Charge

CCS - Contact Customer Service

Note: Install time does not include vehicle preparation and options install.



## TE-33 TUK-A-WAY®

### Standard Features

- Dual Cylinders
- Hydraulic Locking
- Bolt-On/Weld-On Extension Plate
- Bolt-On Steps
- Grease Fittings at All Critical Rotation Points
- ICC Bumper
- 38 Foot Charge Line Kit with a Circuit Breaker

Est. Install Time: 6 hours

Approx. Install Weights: 48" platform - 990 lbs  
52" platform - 1,020 lbs

Model	Lifting Capacity	Steel Wedge Platform		Steel with Aluminum Flip-Over Platform	
		Platform: 48" X 84"	Platform: 52" X 84"	Platform: 48" X 84"	Platform: 52" X 84"
TE-33	3,300 lbs.	Bedheight: 44" Laden 54" Unladen	Bedheight: 44" Laden 54" Unladen	Bedheight: 44" Laden 54" Unladen	Bedheight: 44" Laden 54" Unladen
		\$3,534	\$3,740	\$3,864	\$4,070
		TE-33L*	3,300 lbs.	Bedheight: 38" Laden 44" Unladen	Bedheight: 40" Laden 44" Unladen
		\$3,534	\$3,740	\$3,864	\$4,070
TE-33WR**	3,300 lbs.	Bedheight: 44" Laden 54" Unladen	Bedheight: 46" Laden 54" Unladen	Bedheight: 44" Laden 54" Unladen	Bedheight: 46" Laden 54" Unladen
		\$3,699	\$3,905	\$4,028	\$4,234

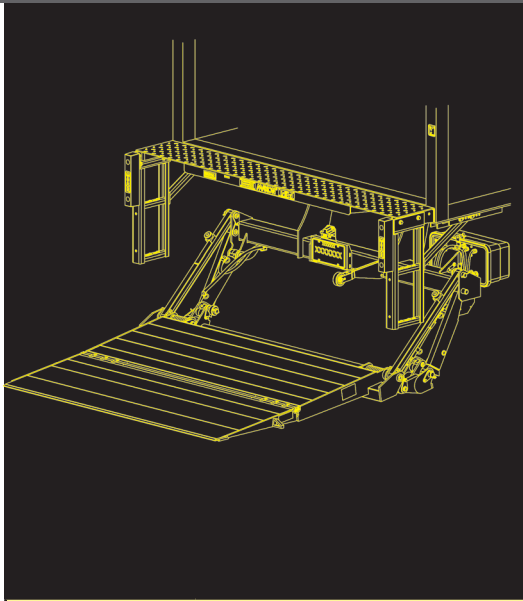
\*L - Low bed height models

\*\*WR - Walk ramp models

Options	Price
Bolt-on hardware kit (works for 96" and 102" wide bolt-on extension plates)	No Charge
Single Step	CCS
Flex Step	\$53
Single Cart Stop (Available for steel with aluminum flip-over platforms only)	\$422
Dual Cart Stops (Available for steel with aluminum flip-over platforms only)	\$505
102" Wide Extension Plate (Gate will ship with a factory built 102" extension plate)	\$93
Wing Kit (Extends a 96" wide extension plate to 102" by bridging the gap)	\$93
Power Down Option	\$443
12" Long Rubber Dock Bumpers	\$62
24" Long Rubber Dock Bumpers (Already included on WR version)	\$78
Street Side Controls	\$176
Dual Control (Additional switch)	\$176
Hand Held Remote with Coiled Cord and Plug and Socket	\$211
Cycle Counter	\$123
Cab Cut Off Switch	\$93
Mounting Brackets for 2 Oval Lights (Lights not included)	\$67
38' Ground Cable Kit	\$145
Galvanized Finish	\$361

### CCS - Contact Customer Service

Note: Install time does not include vehicle preparation and options install.



## GPT TUK-A-WAY®

### Standard Features

- **GALVANIZED STANDARD!**
- Extruded All Aluminum Platform
- SmartSpace Feature\*
- Level Ramping Ride
- Power Down & Power Tilt
- Bolt-On/Weld-On Extension Plate
- Bolt-On Steps
- License Plate Holder
- 14" Long Rubber or 13.5" Plastic Dock Bumper
- Fixed Underride Bar
- Greasable Pins

Est. Install Time: 6.5 hours

Approx. Install Weights: GPT-25/3 - 1115 lbs, GPT-4/5 - 1140 lbs

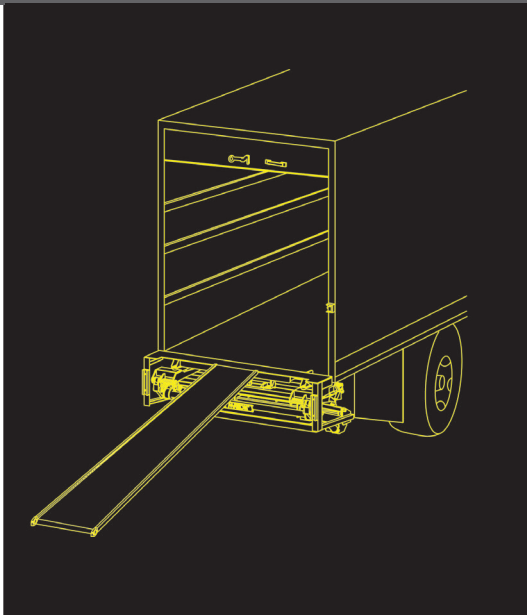
			Platform Size (Fully Extruded Aluminum Platform)
Model	Lifting Capacity		60" X 80" Wedge
GPT-25	2500 lbs.		\$5,367
GPT-3	3000 lbs.		\$5,676
GPT-4	4000 lbs.		\$6,912
GPT-5	5000 lbs.		\$8,190
Bed Height	Min.=Laden	Max.=Unladen	46" to 55"

Options		Price
Bolt-on hardware kit (works for 96" and 102" wide bolt-on extension plates)		No Charge
14" Long Rubber or 13.5" Plastic Bumper Kit (if additional kit needed to cover full length of steps)		\$62
2-Step Bolt-On HD Dock Bumpers w/ Light Cut Outs (in lieu of standard bolt-on steps) (Contact CS for correct bumper selection)		\$53
Flexible Cable Steps (in lieu of standard bolt-on steps)		\$53
3/8" Thick Extension Plate (Standard is 0.25")		\$100
102" Wide Extension Plate (Gate will ship with a factory built 102" extension plate)		\$93
Wing Kit (extends a 96" wide extension plate to 102" by bridging gap)		\$93
Cart Stop	- Single	\$422
	Dual	\$505
MAXGRIP™ (Knurled Platform Surface for Increased Slip Resistance)		\$103
Cab Cut Off Switch		\$93
Street Side Controls		\$176
Dual Control (additional switch)		\$176
Hand Held Remote with Coiled Cord		\$211
Hand Pump		\$397
Cycle Counter		\$123
24 Volt System Pump/Motor		\$62
Mounting Brackets for 2 Oval Lights (Lights not included)		\$72
38' Ground Cable Kit		\$145
Flashing Platform Lights, Top or Side Mount		\$205
Galvanized Finish		<b>INCLUDED!</b>
Trailer Install Options		Price
Trailer Under Ride Device - NHTSA FMVSS-224		\$482 (Galvanized)
CMVSS (Canadian Motor Vehicle Safety Standard)-223 (available for GPT-4/5 only)		\$482 (Galvanized)
MAX On-Lok® Receiver Kit (Dock Lock Compatible Underride)		\$979 (Galvanized)
Sub-Frame Mounting Kit - Frameless Trailers		\$236 (Painted)   \$295 (Galvanized)

\* Refer to install manual for correct install method (install different from predecessor version)

Refer to charging section on pages 31 - 34 for available auxillary battery charging options.

Note: Install time does not include vehicle preparation and options install.



## GPTWR TUK-A-WAY®

### Standard Features

- **GALVANIZED STANDARD!**
- Walk Ramp Ready
- Extruded All Aluminum Platform
- SmartSpace Feature\*
- Level Ramping Ride
- Power Down & Power Tilt
- Bolt-On/Weld-On Extension Plate
- Bolt-On Steps
- License Plate Holder
- 14" Long Rubber or 13.5" Plastic Dock Bumper
- Fixed Underride Bar
- Greasable Pins

Est. Install Time: 6.5 hours

Approx. Install Weights: GPTWR-25/3 - 1130 lbs

GPTWR-4/5 - 1155 lbs

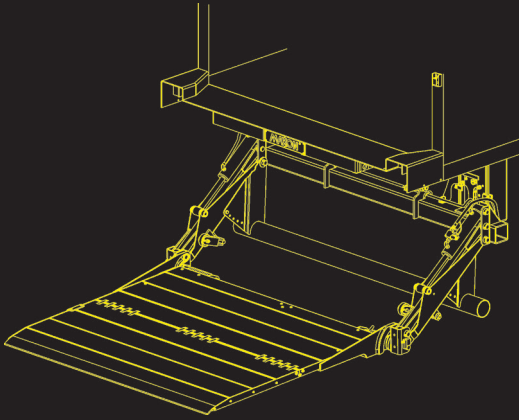
		Platform Size (Fully Extruded Aluminum Platform)
<b>Model</b>	<b>Lifting Capacity</b>	<b>60" X 80" Wedge</b>
GPTWR-25	2500 lbs.	<b>\$5,635</b>
GPTWR-3	3000 lbs.	<b>\$5,954</b>
GPTWR-4	4000 lbs.	<b>\$7,273</b>
GPTWR-5	5000 lbs.	<b>\$8,591</b>
Bed Height	Min.=Laden    Max.=Unladen	49" to 55" (25/3), 49.5" to 55" (4/5)

Options	Price
Bolt-on hardware kit (works for 96" and 102" wide bolt-on extension plates)	No Charge
14" Long Rubber or 13.5" Plastic Bumper Kit (if additional kit needed to cover full length of steps)	\$62
2-Step Bolt-On HD Dock Bumpers w/ Light Cut Outs (in lieu of standard bolt-on steps) (Contact CS for correct bumper selection)	\$53
Flexible Cable Steps (in lieu of standard bolt-on steps)	\$53
102" Wide Extension Plate (Gate will ship with a factory built 102" extension plate)	\$93
Wing Kit (extends a 96" wide extension plate to 102" by bridging gap)	\$93
Cart Stop	- Single \$422 Dual \$505
MAXGRIP™ (Knurled Platform Surface for Increased Slip Resistance)	\$103
Cab Cut Off Switch	\$93
Street Side Controls	\$176
Dual Control (additional switch)	\$176
Hand Held Remote with Coiled Cord	\$211
Hand Pump	\$397
Cycle Counter	\$123
24 Volt System Pump/Motor	\$62
MAX On-Lok® Receiver Kit(Dock Lock Compatible Underride)	\$979 (Galvanized)
Mounting Brackets for 2 Oval Lights (Lights not included)	\$72
38' Ground Cable Kit	\$145
Flashing Platform Lights, Top or Side Mount	\$205
Galvanized Finish	<b>INCLUDED!</b>

\* Refer to install manual for correct install method (install different from predecessor version)

Refer to charging section on pages 31 - 34 for available auxiliary battery charging options.

Note: Install time does not include vehicle preparation and options install.



## GPTLR TUK-A-WAY®

### Standard Features

- **GALVANIZED STANDARD!**
- Recessed Hinge on Platform
- Wide Arm
- Level Ride
- Largest Platform Tuk-A-Way®
- 38 Foot Charge Line Kit with Circuit Breaker
- ICC Bumper

**Note:** When ordering, please specify the truck body or trailer overall width. The GPTLR will not work with some dock plates on 96" wide bodies or trailers. The gate is not designed for flatbed, swing door or refrigerated applications. Check with your Maxon sales representative prior to ordering.

**Est. Install Time:** Truck - 8 hours / Trailer - 12 hours

**Approx. Install Weights:** GPTLR-25/33 - 1294 lbs  
GPTLR-44/55 - 1459 lbs

#### Platform Size for 102" Wide Bodies

Model	Lifting Capacity	Steel	Aluminum	
		52" X 86" (10" Fixed Ramp)	60" X 86" (10" Fixed Ramp)	68" X 86" (10"ARR)
GPTLR-25	2,500 lbs.	\$3,533	\$5,057	\$5,932
GPTLR-33	3,300 lbs.	\$4,563	\$6,087	\$6,962
GPTLR-44	4,400 lbs.	\$5,284	\$6,808	\$7,683
GPTLR-55	5,500 lbs.	\$6,562	\$8,086	\$8,961
Bed Height	Min.=Laden    Max.=Unladen	44" to 55"		

### Options

### Price

96" Wide Version - Available upon request	CCS
Steel Dock Bumpers - 2 Step HD Bumper 2 Step Folding Steps	\$247 \$93 per side
Cart Stop - Single (Only available on 60" Aluminum) Dual (Only available on 60" Aluminum)	\$422 \$505
For Aluminum 68" X 86" (10" ARR) models only: Dual Retention Ramp (instead of single) Cart Stop (in combination with single or dual retention ramp)	\$403 \$422
MAXGRIP® (Knurled Surface)	\$103
Power Down Option	\$443
Street Side Controls	\$176
Dual Control (additional switch)	\$176
Hand Held Remote w/ Coiled Cord	\$211
Hand Pump	\$386
Cycle Counter	\$123
Cab Cut Off Switch	\$93
Mounting Brackets for 2 Oval Lights (Lights not included)	\$72
38' Ground Cable Kit	\$145
Galvanized Finish	<b>INCLUDED!</b>

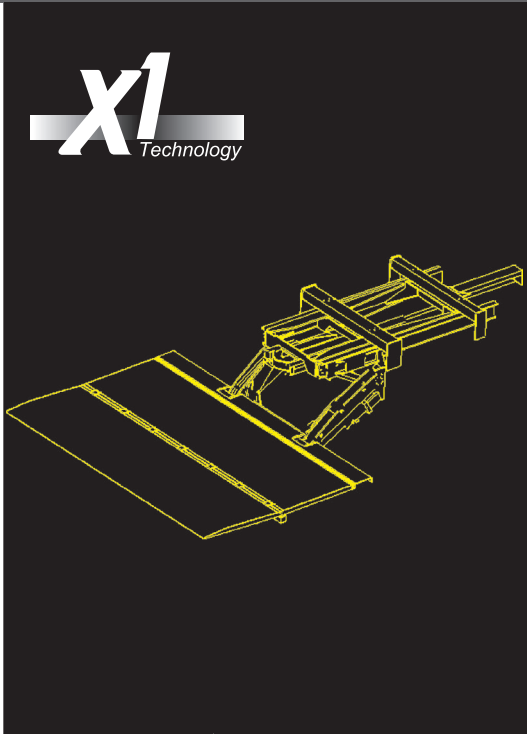
### Trailer Install Options

### Price

Trailer Under Ride Device - NHTSA FMVSS-224 (Std on 44/55 AL version) CMVSS*-223	\$482 (Galvanized) \$482 (Galvanized)
Max On-Lok® Receiver Kit (Dock lock compatible underride only available on GPTLR 44 & 55 models)	\$979 (Galvanized)
Sub-Frame Mounting Kit - Frameless Trailers	\$236 (Painted)    \$295 (Galvanized)

\*Canadian Motor Vehicle Safety Standard  
CCS - Contact Customer Service  
ARR - Aluminum Retention Ramp

**Note:** Install time does not include vehicle preparation and options install.



**GPS Slidelift**  
**Standard Features**

- Autotilt
- Dual Cart Stop (6" From Platform Edge)
- Foot Controls
- Grease Free-Self Lube Bushings
- Hand Control Box with Toggle Switches
- Main Frame Powder Coated Black
- Warning Lights
- Mounting Kit (to Bolt-On Trailer Chassis)
- 25 Foot Cables for Power & Ground
- Dual Pump & Motor
- DOT Compliant Underride

**Note:** SlideLift is shipped completely assembled, no loose parts. Units available upon request to fit 55" Bed Height Vehicles (for Long Arm configuration). Please call Customer Service with bed height and slider position prior to placing order.

Platform Sizes					
Model	Lifting Capacity		72" X 96" Wedge	82" X 96" Wedge	Est. Hrs to Install
GPS-55 X1	5500 lbs.	Price Approx. Wt.	<b>\$11,845</b> 1730 lbs.	<b>\$12,092</b> 1780 lbs.	8
Bed Height Min. = Laden Max.=Unladen		34" to 49"*			

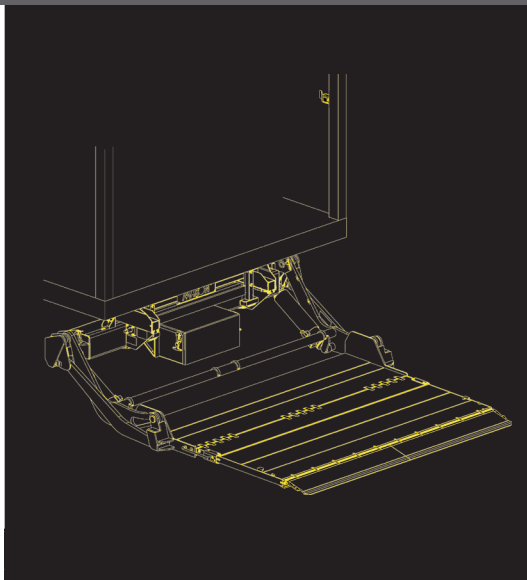
\* Long Arm version which accommodates bed heights from 37" to 55" is available via Special Order Request (SOR) process.

Options	Price
Sub-Frame Kit	\$236
CMVSS** - 223 Compliant Underride available via Special Order Request	SOR

\*\* Canadian Motor Vehicle Safety Standard

Contact Customer Service for other capacities or bed height ranges.  
Refer to charging section on pages 31 - 34 for available auxillary battery charging options.

Note: Install time does not include vehicle preparation and options install.



## GPSLR Slidelift

### Standard Features

- Flush Mount Trailer Rear Door Slide Lift
- Level Ride
- Hydraulic Locking System
- Platform with a Lightweight Aluminum Flip Over

Est. Install Time: 6.5 hours  
Weights: 1,690 lbs - 1,715 lbs

#### Platform Size (Aluminum Platform)

Model	Lifting Capacity	Platform Size (Aluminum Platform)			
		51" X 86" (25" + 26") + 9" Fixed Ramp	60" X 86" (25" + 35") Single 9" AL Retention Ramp	63" X 86" (37" + 26") +9" Fixed Ramp	72" X 86" (37" + 35") Single 9" AL Retention Ramp
GPSLR-33	3300 lbs.	<b>\$7,519</b>	<b>\$7,983</b>	<b>\$7,828</b>	<b>\$8,384</b>
GPSLR-44	4400 lbs.	<b>\$8,137</b>	<b>\$8,601</b>	<b>\$8,446</b>	<b>\$9,013</b>
Bed Height Min.=Laden      Max.=Unladen		46" to 53"			

### Must Select ONE Battery Cable Option:

GPSLR Battery Installation Kit (Battery Cable Line from Battery Box to Lift)	3 Foot <b>\$62</b>	10 Foot <b>\$124</b>	20 Foot <b>\$176</b>	60 Foot <b>\$444</b>
--	--------------------	----------------------	----------------------	----------------------


Options	Price
SmartStow™ (One-Button Stowing)	\$608
Substitute Dual Aluminum 9" Retention Ramp for Single Aluminum Retention Ramp	\$93
Single Cart Stop (available on Fixed Ramp Platforms Only)	\$423
Dual Cart Stop (available on Fixed Ramp Platforms Only)	\$505
MAXGRIP™ (Knurled Platform Surface for Increased Slip Resistance)	\$103
Cycle Counter Kit	\$55
Jig Assembly Installation Kit	\$299
Galvanized Finish	\$361 (SOR)

**Note: Retention ramps and cart stops cannot be combined.**

Refer to charging section on pages 31 - 34 for available auxillary battery charging options.

Note: Install time does not include vehicle preparation and options install.





## GPST Slidelift for Trucks

### Standard Features

- Steel Main Section with Aluminum Flip Over
- Torsion Spring Assisted Aluminum Flip Over
- Foot Control
- Warning Lights
- Dual Cart Stops

Est. Install Time: 8 hours  
Weight: 1,654 lbs

### Aluminum Platform

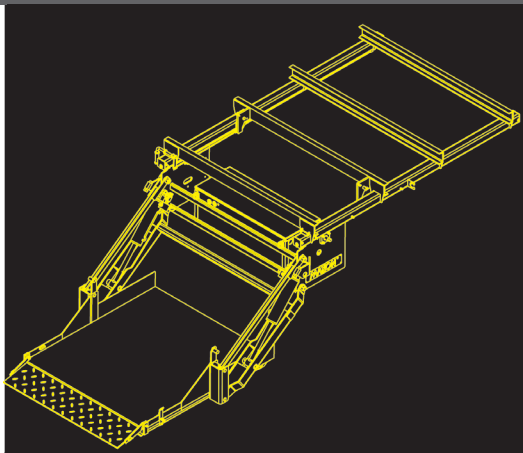
Model	Lifting Capacity	Price	59" X 94.5"	67" X 94.5"
GPST-33	3300 lbs.	Price	<b>\$8,137</b>	
GPST-44	4400 lbs.	Price		<b>\$8,755</b>
Bed Height Min.=Laden    Max.=Unladen		38" to 56"		

### Options

### Price

Dual Pump & Motor	CCS
-------------------	-----

Note: Install time does not include vehicle preparation and options install.



## RA Trailer Side Door

### Standard Features

- **GALVANIZED STANDARD!**
- All steel components are hot-dip galvanized
- Galvanized finish Completely Pre-Assembled
- Grease-able Pins and Bushings on All Pivot Points
- Power Pack Enclosure with Space for Batteries
- Main Control Station Plus 2 Wall Switches

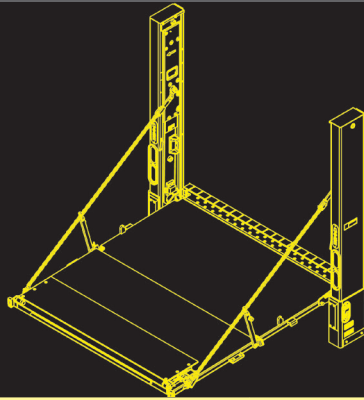
		Platform Sizes							Est. Hrs. to Install
		10" Flip Over Ramp			Single or Dual Retention Ramp				
Model	Lifting Capacity	55" X 48"	55" X 60"	55" X 82"	79" (55+24) X 48"	79" (55+24) X 60"	79" (55+24) X 82"		
RA-35	3500 lbs. Price Approx. Wt.	<b>\$8,374</b> 1,105 lbs.	<b>\$8,652</b> 1,105 lbs.	<b>\$9,280</b> 1,105 lbs.	<b>\$9,425</b> 1,105 lbs.	<b>\$9,703</b> 1,105 lbs.	<b>\$10,331</b> 1,105 lbs.	12	
RA-45	4500 lbs. Price Approx. Wt.	<b>\$9,219</b> 1,115 lbs.	<b>\$9,517</b> 1,115 lbs.	<b>\$10,218</b> 1,115 lbs.	<b>\$10,269</b> 1,115 lbs.	<b>\$10,568</b> 1,115 lbs.	<b>\$11,268</b> 1,115 lbs.		
Bed Height Min = Laden Max = Unladen		46" to 60"							

Options	Price
Hand Held Control	\$298
Cab Cut Off Switch	\$93
Cycle Counter Kit	\$120
Mud Guard Assembly	\$229
4 Battery Connection Kit* (Only includes cables - does not include batteries); Only for 82" wide units	\$70
Wall Switches Kit (Recessed)	\$176
Outside Switches (Not recessed)	\$608
Flashing Light Kit for 82" Platforms	\$285
Flashing Light Kit for 60" Platforms	\$285
Flashing Light Kit for 48" Platforms	\$285
Work Light Kit	\$475
Trailer Front Light Kit	\$285

Battery Cable Options	Price
16' Battery Installation Kit	\$114
26' Battery Installation Kit	\$176
36' Battery Installation Kit	\$237
46' Battery Installation Kit	\$309

\* Only works on the 82" wide gates

Note: Install time does not include vehicle preparation and options install.



## Next Generation BMR COLUMNLIFT

### Standard Features

- **GALVANIZED STANDARD!**
- Heavy Duty Direct Lift
- Single Pump
- Rollers or Slide Pads
- Gravity Down
- Available in 96" and 102" widths

Note: Platform Dimensions are shown for 102" wide version  
 Est. Install Time: 8 hours

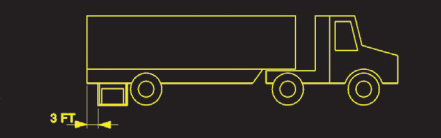
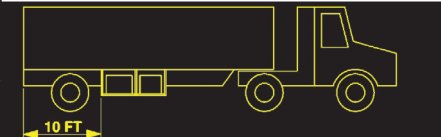


			With 16" Aluminum Retention Ramp (ARR)						
Model	Lifting Capacity		60" x 85" (30"+30")	72" x 85" (36"+36")	84" x 85" (42"+42")	60" x 85" (36"+24")	72" x 85" (42"+30")		
Bed Height : Min - Max			44" to 56"	44" to 56"	44" to 56"	44" to 56"	44" to 56"		
BMR-35	3500 lbs.	Price Approx. Wt.	<b>\$7,861</b> 1,928 lbs.	<b>\$8,170</b> 2,079 lbs.	<b>\$8,693</b> 2,228 lbs.	<b>\$7,861</b> 1,957 lbs.	<b>\$8,170</b> 2,076 lbs.		
BMR-44	4400 lbs.	Price Approx. Wt.	<b>\$8,718</b> 1,928 lbs.	<b>\$9,027</b> 2,079 lbs.	<b>\$9,550</b> 2,228 lbs.	<b>\$8,718</b> 1,957 lbs.	<b>\$9,027</b> 2,076 lbs.		
BMR-55	5500 lbs.	Price Approx. Wt.	<b>\$9,756</b> 1,940 lbs.	<b>\$10,065</b> 2,091 lbs.	<b>\$10,588</b> 2,240 lbs.	<b>\$9,756</b> 1,969 lbs.	<b>\$10,065</b> 2,088 lbs.		
BMR-66	6600 lbs.	Price Approx. Wt.	<b>\$11,015</b> 1,940 lbs.	<b>\$11,324</b> 2,091 lbs.	<b>\$11,847</b> 2,240 lbs.	<b>\$11,015</b> 1,969 lbs.	<b>\$11,324</b> 2,088 lbs.		
			With 12" Fixed Ramp		With Single Cart Stop	With Dual Cart Stop	With ACS**		
Model	Lifting Capacity		60" x 85" (36"+24")	72" x 85" (42"+30")	60" x 85" (36"+24")	72" x 85" (42"+30")	60" x 85" (36"+24")	72" x 85" (42"+30")	72" x 85" (42"+30")
Bed Height : Min - Max			44" to 56"	44" to 56"	44" to 56"	44" to 56"	44" to 56"	44" to 56"	44" to 56"
BMR-35	3500 lbs.	Price Approx. Wt.	<b>\$7,441</b> 1,959 lbs.	<b>\$7,750</b> 2,080 lbs.	<b>\$7,861</b> 1,959 lbs.	<b>\$8,170</b> 2,080 lbs.	<b>\$7,978</b> 1,962 lbs.	<b>\$8,287</b> 2,083 lbs.	<b>\$7,998</b> 2,125 lbs.
BMR-44	4400 lbs.	Price Approx. Wt.	<b>\$8,298</b> 1,959 lbs.	<b>\$8,607</b> 2,080 lbs.	<b>\$8,718</b> 1,959 lbs.	<b>\$9,027</b> 2,080 lbs.	<b>\$8,835</b> 1,962 lbs.	<b>\$9,144</b> 2,083 lbs.	<b>\$8,855</b> 2,125 lbs.
BMR-55	5500 lbs.	Price Approx. Wt.	<b>\$9,336</b> 1,971 lbs.	<b>\$9,645</b> 2,092 lbs.	<b>\$9,756</b> 1,971 lbs.	<b>\$10,065</b> 2,092 lbs.	<b>\$9,873</b> 1,974 lbs.	<b>\$10,182</b> 2,095 lbs.	<b>\$9,893</b> 2,137 lbs.
BMR-66	6600 lbs.	Price Approx. Wt.	<b>\$10,595</b> 1,971 lbs.	<b>\$10,904</b> 2,092 lbs.	<b>\$11,015</b> 1,971 lbs.	<b>\$11,324</b> 2,092 lbs.	<b>\$11,132</b> 1,974 lbs.	<b>\$11,441</b> 2,095 lbs.	<b>\$11,152</b> 2,137 lbs.
			With 16" Aluminum Retention Ramp (ARR)						
Model	Lifting Capacity		60" x 85" (30"+30")	72" x 85" (36"+36")	84" x 85" (42"+42")	60" x 85" (36"+24")	72" x 85" (42"+30")		
Bed Height: Min - Max			44" to 56"	44" to 56"	44" to 56"	44" to 56"	44" to 56"		
BMR-35	3500 lbs.	Price Approx. Wt.	<b>\$7,861</b> 1,902 lbs.	<b>\$8,170</b> 2,019 lbs.	<b>\$8,693</b> 2,133 lbs.	<b>\$7,861</b> 1,900 lbs.	<b>\$8,170</b> 2,018 lbs.		
BMR-44	4400 lbs.	Price Approx. Wt.	<b>\$8,718</b> 1,902 lbs.	<b>\$9,027</b> 2,019 lbs.	<b>\$9,550</b> 2,133 lbs.	<b>\$8,718</b> 1,900 lbs.	<b>\$9,027</b> 2,018 lbs.		
BMR-55	5500 lbs.	Price Approx. Wt.	<b>\$9,756</b> 1,914 lbs.	<b>\$10,065</b> 2,031 lbs.	<b>\$10,588</b> 2,145 lbs.	<b>\$9,756</b> 1,912 lbs.	<b>\$10,065</b> 2,030 lbs.		
BMR-66	6600 lbs.	Price Approx. Wt.	<b>\$11,015</b> 1,914 lbs.	<b>\$11,324</b> 2,031 lbs.	<b>\$11,847</b> 2,145 lbs.	<b>\$11,015</b> 1,912 lbs.	<b>\$11,324</b> 2,030 lbs.		
			With 16" ARR		With 12" Fixed Ramp	With ACS**			
Model	Lifting Capacity		60" x 85" (30"+30")	72" x 85" (36"+36")	84" x 85" (42"+42")	60" x 85" (36"+24")	72" x 85" (42"+30")	72" x 85" (42"+30")	
Bed Height: Min - Max			44" to 56"	44" to 56"	44" to 56"	44" to 56"	44" to 56"	44" to 56"	
BMR-35	3500 lbs.	Price Approx. Wt.	<b>\$8,760</b> 1,523 lbs.	<b>\$9,128</b> 1,573 lbs.	<b>\$9,733</b> 1,622 lbs.	<b>\$8,340</b> 1,494 lbs.	<b>\$8,708</b> 1,546 lbs.	<b>\$8,956</b> 1,585 lbs.	
BMR-44	4400 lbs.	Price Approx. Wt.	<b>\$9,617</b> 1,523 lbs.	<b>\$9,985</b> 1,573 lbs.	<b>\$10,590</b> 1,622 lbs.	<b>\$9,197</b> 1,494 lbs.	<b>\$9,565</b> 1,546 lbs.	<b>\$9,813</b> 1,585 lbs.	
BMR-55	5500 lbs.	Price Approx. Wt.	<b>\$10,655</b> 1,535 lbs.	<b>\$11,023</b> 1,585 lbs.	<b>\$11,628</b> 1,634 lbs.	<b>\$10,235</b> 1,506 lbs.	<b>\$10,603</b> 1,558 lbs.	<b>\$10,851</b> 1,597 lbs.	
BMR-66	6600 lbs.	Price Approx. Wt.	<b>\$11,914</b> 1,535 lbs.	<b>\$12,282</b> 1,585 lbs.	<b>\$12,887</b> 1,634 lbs.	<b>\$11,494</b> 1,506 lbs.	<b>\$11,862</b> 1,558 lbs.	<b>\$12,110</b> 1,597 lbs.	

All standard BMR units require the purchase of an Installation Kit, Hanger Assembly, and Charge Line.  
 See page 28 for additional information. For Auxiliary Battery Charging options, see pages 30 - 33.

\* A painted version can be ordered via the Special Order Request (SOR) process

\*\*ACS stands for "Automatic Cart Stop"

Note: Install time does not include vehicle preparation and options install.

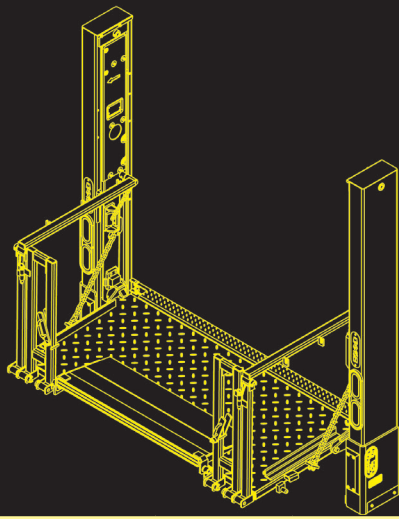
BMR Options		Price
Rollers or Slide Pads		No Charge
Dual Pump		\$750
Power Down On Demand (NEW: activation at main control as well as runner switch) Note: MAXON recommends PDOD for AL Platforms in colder climates		\$300
Bolt-On Installation Kits - Mount Plates & Extension Plate		
- Mild Steel / Painted Black		\$258
- Mild Steel / Unpainted		\$258
- Stainless Steel		\$567
MAXGRIP™ - Available on AL Platforms ONLY (Knurled Platform Surface for Increased Slip Resistance)		\$103
Dock Seal Header Kit (Galvanized)		\$328
Deluxe Dock Seal Header Kit (Galvanized) - Features provision for Dome Light (light not included)		\$502
LED Dome Light (5.8"x18.3")		\$212
20 Feet Dome Timer Switch Kit		\$333
3 Feet Dome Time Switch Kit		\$222
Stationary Street Side Control (control comes with plastic storage box)		
- For Gravity Down System		\$234
- For Power Down On Demand System		\$262
Auxiliary Controls System (extra control unit that can replace main control station; control comes with plastic storage box)		
- For Gravity Down System		\$234
- For Power Down On Demand System		\$262
Hand Held Remote Control		\$298
Cab Cut Off Switch		\$93
Pump Pressure Gauge		\$100
Cycle Counter		\$123
Conspicuity Tape		\$25
Select Install Kit, Hanger Frame and Charge Line Kit		Price
Battery Box for 2 Batteries		\$236
Lock bar for battery box with 2 batteries		\$15
Battery Box for 3 Batteries		\$371
Lock bar for battery box with 3 batteries		\$27
Single Hanger Frame* for 2 Battery Box or Single/Dual Pump Assembly		\$150
Single Hanger Frame* for 3 Battery Box		\$165
Dual Hanger Frames*		
- 2 Battery Box and Single or Dual Pump Assembly		\$195
- 3 Battery Box and Single or Dual Pump Assembly		\$225
<b>3 Foot Extension Kit - Used when Pump is mounted behind the wheels on Trailers or Truck Application.</b>		
Includes all necessary hydraulic and electrical components to install pump assy 3' from rear of vehicle.		
		W/O Power Down \$176
		With Power Down \$211
<b>10 Foot Extension Kit - Used when Pump is mounted a maximum of 10' from the rear of the Vehicle. Battery Box Not Included.</b>		
Includes all necessary hydraulic and electrical components to install pump assy 10' from rear of vehicle.		
		W/O Power Down \$272
		With Power Down \$298
<b>20 Foot Extension Kit - Used when Pump is mounted a maximum of 20' from the rear of the vehicle. Battery Box Not Included.</b>		
Includes all necessary hydraulic and electrical components to install pump assy 20' from rear of vehicle.		
		W/O Power Down \$359
		With Power Down \$421
<b>28 Foot Extension Kit - Used when Pump is mounted a maximum of 28' from the rear of the vehicle. Battery Box Not Included.</b>		
Includes all necessary hydraulic and electrical components to install pump assy 28' from rear of vehicle.		
		\$421 W/O Power Down
		\$483 With Power Down
<b>BMR Truck Charge Line Kit</b>		
Includes: 40 ft. of 2 Gauge Cable with a circuit breaker. Frame Clips		\$67
<b>Ground Cable Kit</b>		
(note: only works in combination with the truck charge line kit)		\$50

\* Hanger Frames come Galvanized Standard

For Auxiliary Battery Charging options, see pages 31 - 34.

Note: Install time does not include vehicle preparation and options install.

# GAS BOTTLE LIFTGATE SERIES



## Next Generation BMR-CS COLUMNLIFT

### Standard Features

- **GALVANIZED STANDARD!**
- Full Hydraulic Operation
- Level Ride
- Automatic Hydraulic Safety Locks
- Single Pump & Motor Assembly
- Rollers or Slide Pads

### Steel Platforms

Model	Lifting Capacity		36" X 80"+ 18" ARR	42" X 80"+ 18" ARR	Est. Hrs. to install
BMR-CS-35	3500 lbs.	Price Approx. Wt.	<b>\$6,827</b> 1,763 lbs.	<b>\$7,023</b> 1,802 lbs.	8
BMR-CS-44	4400 lbs.	Price Approx. Wt.	<b>\$7,684</b> 1,794 lbs.	<b>\$7,880</b> 1,833 lbs.	

### Aluminum Platforms

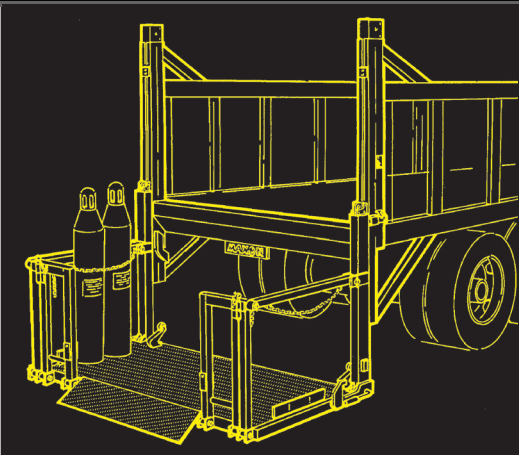
			36" X 80"+ 16" ARR	42" X 80"+ 20" ARR	Est. Hrs. to install
BMR-CS-35	3500 lbs.	Price Approx. Wt.	<b>\$7,421</b> 1,675 lbs.	<b>\$7,671</b> 1,712 lbs.	8
BMR-CS-44	4400 lbs.	Price Approx. Wt.	<b>\$8,278</b> 1,704 lbs.	<b>\$8,528</b> 1,741 lbs.	
Bed Height	Min.=Laden Max.=Unladen		44" to 56"	44" to 56"	

Options	Price
102" Wide Version (Platform width increases to 85" when selecting the 102" wide version)	\$587
Rollers or Slide Pads	No Charge
Dual Pump	\$750
Power Down On Demand (NEW: activation at main control as well as runner switch) Note: MAXON recommends PDOD for AL Platforms in colder climates	\$300
Stationary Street Side Control (control comes with plastic storage box) - For Gravity Down System - For Power Down On Demand System	\$234 \$262
Auxiliary Controls System (extra control unit that can replace main control station; control comes with plastic storage box) - For Gravity Down System - For Power Down On Demand System	\$234 \$262
Hand Held Remote Control	\$298
Cab Cut Off Switch	\$93
Pump Pressure Gauge	\$100
Cycle Counter	\$123
Conspicuity Tape	\$25

**Select Install Kit, Hanger Frame & Charge Line Kit - from page 28**

\* A painted version can be ordered via the Special Order Request (SOR) process  
 \*\* Hanger Frames come Galvanized standard  
 Refer to charging section on pages 31 - 34 for available auxiliary battery charging options.  
 Note: Install time does not include vehicle preparation and options install.

# GAS BOTTLE LIFTGATE SERIES



## RC-CS\* RAILIFT

### Standard Features

- Heavy Duty Cable Lift
- Level Ride
- Automatic Fold Retention Railing

\*Only for 96" wide application. Power down not available.

		Platform Size			Est. Hrs. to install
Model	Lifting Capacity	24" X 90" 12" Hinged	36" X 90" 12" Hinged	42" X 90" 12" Hinged	
RC-CS-3	3000 lbs. Price Approx. Wt.	\$6,510 1375 lbs.	\$6,870 1505 lbs.		9
RC-CS-4	4000 lbs. Price Approx. Wt.			\$8,755 1680 lbs.	
Bed Height Min.=Laden    Max.=Unladen		30" to 56"	39" to 56"	45" to 56"	

### Options, Install Kit and Charge Line

	Price
Auxiliary Hand Pump - Cam Closer	\$210
Hydraulic Closer	\$420
Hydraulic Platform Closer (Standard on RCT)	\$330
Street Side Control	\$150
Hand Held Coiled Remote Control - Cam Closer	\$176
Hydraulic Closer	\$211
Cab Power Cut Off Switch	\$93

### Select Install & Charge Line Kit

		Price
10 Foot Extension Kit - Used when Pump is mounted a maximum of 10' from the rear of the trailer.		CAM Closing \$109
		HYDRAULIC Closing \$227
20 Foot Extension Kit - Used when Pump is mounted a maximum of 20' from the rear of the trailer.		CAM Closing \$155
		HYDRAULIC Closing \$289
Truck Charge Line Kit Includes: 40 ft. of 2 Gauge Cable with a circuit breaker. Frame Clips		\$67

\*Addition of fixed ramp on the 42" one-piece platform will change minimum bed height requirement. Refer to charging section on pages 31 - 34 for available auxiliary battery charging options.

Note: Install time does not include vehicle preparation and options install.

# AUXILIARY BATTERY CHARGING SOLUTIONS - TRUCKS



Battery Box & Hanger Frame Options		Price
Battery Box for 2 Batteries		\$236
Lock Bar for Battery Box with 2 Batteries		\$15
Battery Box for 3 Batteries		\$371
Lock Bar for Battery Box with 3 Batteries		\$27
Optima AGM 12 Volt Battery (2 Required)		\$272 ea
Single Hanger Frame** for 2 Battery Box or Single/Dual Pump Assembly		\$150
Single Hanger Frame** for 3 Battery Box		\$165

DC/DC Converter Based Auxiliary Battery Recharge Solution**		Price
<p><b>Direct™-04 Truck Liftgate Charging System</b></p> <p>Direct™ is a single power source liftgate charging system that controls and extends the charge time via a DC/DC Converter.</p> <p><b>** Prices include battery box plus the installed Charging Kit (batteries not included)</b></p>		\$1,100** (2 Battery Box)
		\$1,230** (3 Battery Box)

\* Hanger Frames come Galvanized standard

# AUXILIARY BATTERY CHARGING SOLUTIONS - TRAILERS



Battery Box & Hanger Frame Options		Price
Battery Box for 2 Batteries		\$236
Lock Bar for Battery Box with 2 Batteries		\$15
Battery Box for 3 Batteries		\$371
Lock Bar for Battery Box with 3 Batteries		\$27
Single Hanger Frame* for 2 Battery Box or Single/Dual Pump Assembly		\$150
Single Hanger Frame* for 3 Battery Box		\$165
Dual Hanger Frames* - 2 Battery Box and Single or Dual Pump Assembly - 3 Battery Box and Single or Dual Pump Assembly		\$195
		\$225
Recharge Kit Options		Price
<b>Trailer Kit - Single Pole</b> Includes: 60 ft. of 2 Gauge Cable, Clamps and Single Pole Socket Assy.		\$93
<b>Trailer Kit - Dual Pole</b> Includes: 60 ft. of 2 Gauge Cable, Clamps and Dual Pole Socket Assy.		\$164
<b>Trailer Kit - Single &amp; Dual Pole</b> Includes: 60 ft. of 2 Gauge Cable, Clamps, Single & Dual Pole Socket Assy's, & mounting box.		\$236
<b>Tractor Kit 1 - Single Pole</b> <b>Single Pole</b> , Coiled Cord with Ground extended working length of 15', Single Pole Socket with Bracket, Ground Cable and Positive Cable.		\$176
<b>Tractor Kit 2 - Dual Pole</b> <b>Dual Pole</b> , Coiled Cord with Ground extended working length of 15', Dual Pole Socket with Bracket, Ground Cable and Positive Cable.		\$211
<b>Tractor Kit 3 - Dual Adapter</b> <b>Dual Pole</b> , with Single Adapter Coiled Cord with Ground extended working length of 19', Dual Socket with Bracket, Ground Cable and Positive Cable.		\$421

\* Hanger Frames come Galvanized Standard



# AUXILIARY BATTERY CHARGING SOLUTIONS - TRAILERS (Cont'd)




DC/DC Converter Based Auxiliary Battery Recharge Solution		Price
<p><b>Direct™ Auxiliary Battery Charging System</b></p> <p>Direct™ is a single power source liftgate charging system that controls and extends the charge time.</p> <p><b>DIRECT-01</b> — With Dual Pole Connection  <b>DIRECT-02</b> — With Dual Combo Connection 50' Harness  <b>DIRECT-03</b> — With 7-Way Connection</p>		\$1,100* (2 Battery Box)
		\$1,230* (3 Battery Box)
<p><b>Select™ Auxiliary Battery Charging System</b></p> <p>The Select™ is a multiple power source liftgate charging system. The best source is selected to maximize charge time utilizing patented technology.</p> <p><b>SELECT-21</b> — With Reefer and Dual Pole Connections  <b>SELECT-24</b> — With Dual Pole and 7-Way Connections  <b>SELECT-25</b> — With Dual Combo and 7-Way Connections  <b>SELECT-32</b> — With Dual Pole Combo, Reefer and 7-Way Connections</p>		\$1,530* (2 Battery Box)
		\$1,660* (3 Battery Box)
<p><b>Charging System Bypass Kit</b></p> <p>This kit allows to bypass the DC/DC converter based system</p>		\$310

Prices include battery box plus the installed Charging Kit (batteries not included)

# OTHER ELECTRICAL & MISCELLANEOUS OPTIONS



Other Electrical & Miscellaneous Options		
Optima AGM 12 Volt Battery (2 or 3 Required)		\$272 ea.
Battery State of Charge Indicator		\$57
Circuit Breaker Kit		\$62
Master Battery Disconnect Switch Kit		\$71
Traffic Cone Kit		\$54
MAXPRO® Paint Touch-up Kit		\$55
Hydraulic Oil (1 Gallon)		\$38
UNIVIS HVI / Multi-Temperature Hydraulic Oil		\$59
Manual Holder Kit (goes into auxiliary battery box)		\$26



## WARRANTY / RMA POLICY & PROCEDURE

### LIFTGATE WARRANTY

Type of Warranty: Full Parts and Labor  
Term of Warranty: Standard Liftgates - 2 years from ship date or 6,000 cycles  
Premium Liftgates - 2 years from ship date or 10,000 cycles

This warranty shall not apply unless the product is installed, operated and maintained in accordance with MAXON Lift's specifications as set forth in MAXON Lift's Installation, Operation and Maintenance manuals. This warranty does not cover normal wear, maintenance or adjustments, damage or malfunction caused by improper handling, installation, abuse, misuse, negligence, or carelessness of operation. In addition, this warranty does not cover equipment that has had unauthorized modifications or alterations made to the product.

MAXON agrees to replace any components which are found to be defective during the warranty period, and will reimburse for labor based on MAXON's Liftgate Warranty Flat Rate Schedule. (Copy of the Flat Rate is available at [www.maxonlift.com](http://www.maxonlift.com).)

All warranty repairs must be performed by an authorized MAXON warranty facility. For any repairs that may exceed \$500, including parts and labor, MAXON's Technical Service Department must be notified and an "Authorization Number" obtained.

All claims for warranty must be received within 30 Days of the repair date, and include the following information:

1. Liftgate Model Number and Serial Number
2. The End User must be referenced on the claim
3. Detailed Description of Problem
4. Corrective Action Taken, and Date of Repair
5. Parts used for Repair, Including MAXON Part Number(s)
6. MAXON R.M.A. # and/or Authorization # if applicable (see below)
7. Person contacted at MAXON if applicable
8. Claim must show detailed information i.e. Labor rate and hours of work performed

Warranty claims can also be placed on-line at [www.maxonlift.com](http://www.maxonlift.com). On-line claims will be given priority processing.

All claims for warranty will be denied if paperwork has not been received or claim submitted via Maxon website for processing by MAXON's Warranty Department within 30 days of repair date.

All components may be subject to return for inspection, prior to the claim being processed. MAXON products may not be returned without prior written approval from MAXON's Technical Service Department. Returns must be accompanied by a copy of the original invoice or reference with original invoice number and are subject to a credit deduction to cover handling charges and any necessary reconditioning costs. Unauthorized returns will be refused and will become the responsibility of the returnee.

Any goods being returned to MAXON Lift must be pre-approved for return, and have the R.M.A. number written on the outside of the package in plain view, and returned freight prepaid. All returns are subject to a 30% handling charge.

Defective Parts requested for return must be returned within 30 days of the claim date for consideration to:

MAXON Lift Corp.  
10321 Greenleaf, Santa Fe Springs, CA 90670  
Attn: RMA#\_\_

MAXON's warranty policy does not include the reimbursement for travel time, towing, vehicle rental, service calls, oil, batteries or loss of income due to downtime. Fabrication or use of non Maxon parts, which are available from MAXON, are also not covered.

MAXON's Flat Rate Labor Schedule takes into consideration the time required for diagnosis of a problem.

All Liftgates returned are subject to inspection and a 30% restocking fee. Any returned Liftgates or components that have been installed or not returned in new condition will be subject to an additional reworking charge which will be based upon the labor and material cost required to return the Liftgate or component to new condition.

### PURCHASE PART WARRANTY

Term of Warranty: 1 Year from Date of Purchase

Type of Warranty: Part replacement only

MAXON will guarantee all returned genuine MAXON replacement parts upon receipt and inspection of parts and original invoice. All warranty replacements parts will be sent out via ground freight. If a Rush Shipment is requested all freight charges will be billed to the requesting party.

## **WAREHOUSE “WILL CALL” POLICY**

All “Will Call” orders will be held for pickup at the warehouse for a maximum of two weeks following the warehouse receipt date or the customer required date, whichever is later.

When you place your “Will Call” order or later change an order to “Will Call”, MAXON’s Customer Service will tell you if the policy applies and will remind you then of policy terms and notification procedures. We will ask you for an in-house date.

You may change your required date any time prior to the unit(s) going into production. During any part of the production phase, up to and including receipt at our finished goods warehouses, you may extend your required date up to a maximum of 7 days from the original required date.

Prior to scheduling the units on trailers for delivery to our warehouses, we will contact you to confirm your required date. If you confirm the date, or request a new date within 2 weeks of the old one, we will ship your unit(s) to our warehouse for pick up.

If you do not pick up within 7 days of the Warehouse receipt date or the required date, a handling fee may be assessed.

If you still have not picked up your order we will contact you and:

- Advise that the pick up period allowance has expired and what the next availability is for your ordered models.
- Ask whether you want to (1) confirm immediate pickup; (2) delay the order until the next availability date or a new required date, or (3) cancel your order, (which is subject to a 5% cancellation fee except for model groups 72-150, TE-20, 72-25, 72-30 and selected RCM’s)

## **ORDER CANCELLATION POLICY**

Any request to change or cancel a standard order after production has been started, may be treated as a finished goods return and subject to a 30% restocking fee.

Non-standard (SOR) product orders may only be cancelled or changed 3 business days from order date.

Any request to cancel a non-standard order after production has been initiated, will not be accepted. Due to the nature of these orders, the purchaser shall be responsible for the full amount of the order.

## ORDERING INFORMATION

PLACE YOUR ORDERS ON-LINE OR WITH MAXON'S CUSTOMER SERVICE:

WWW.MAXONLIFT.COM  
(800) 227-4116 (562) 464-0099  
Fax (888) 771-7713  
M-F 6:00 A.M. - 5:00 P.M. (Pacific Time)

### Shipping Warehouses:

Santa Fe Springs (Greenleaf), CA

Rome, NY

Atlanta, GA

Elkheart, IN

## IMPORTANT NOTICE

- 1) TERMS: Net Thirty (30) days on approved accounts
- 2) MAXON reserves the right, without notice, to change prices, price discounts, specifications, or construction, and to obsolete or discontinue the manufacture of any product.
- 3) Orders returned must be sent back to MAXON, 10321 Greenleaf Ave., Santa Fe Springs, CA 90670, freight prepaid, and are subject to a restocking charge:
  - 0% if due to Maxon error as determined by Maxon
  - 30% restocking fee (except for Maxon errors)
  - 60% restocking fee if:
    - Material is returned without clearly marking all packages with the RMA number
    - Serial number of the gate does not match the serial number on the claim

PRIOR AUTHORIZATION FROM MAXON'S CUSTOMER SERVICE DEPARTMENT IS REQUIRED ON ALL RETURNED LIFTGATES.  
Visit [www.maxonlift.com](http://www.maxonlift.com) for complete RMA policy and procedures.



**THE LEADER IN LIFTGATES**

Maxon Lift Corp.  
11921 Slauson Ave.  
Santa Fe Springs, CA 90670

[www.maxonlift.com](http://www.maxonlift.com)

1.800.227.4116