

SPEC SHEET COMING SOON

MAXON®

COLUMNLIFT™ SERIES

The Next Generation BMR

MAXON®

BMR SPECIFICATIONS

The best selling direct lift in North America just got better

- New Optional Bottom Design
- New Platform Opening / Closing Mechanism
- Rollers Off Side Pad Configurations
- New Column Impact Guard
- New Main Control Location
- New "Power Down on Demand" Activation
- Mechanical Platform Adjustment
- New Chain Anchor Position
- New Retention Ramp Locking Mechanism
- Flashing platform lights
- MAX GRIP® and Cycle Counter standard
- New Plastic Pump Box and Hydraulic Set up
- New Battery Box Option with Built-in DC/DC Converter & Resettable Circuit Breaker
- Galvanized Finish - STANDARD!



New Grated Platform

Model	Lifting Capacity	Min. Height	Max. Height
CL-25	2,500 lbs.	48" to 50"	12' 2"
CL-30	3,000 lbs.	48" to 50"	12' 2"
CL-35	3,500 lbs.	48" to 50"	12' 2"
CL-40	4,000 lbs.	48" to 50"	12' 2"
CL-45	4,500 lbs.	48" to 50"	12' 2"
CL-50	5,000 lbs.	48" to 50"	12' 2"

Maxon Lift Corp.
800.227.4116

RAILIFT™ SERIES

The DMD Series

MAXON®

DMD WITH DOCK IMPACT BUMPERS SPECIFICATIONS

The DMD is a medium-duty, fully hydraulic direct lift that utilizes a twin cylinder design to ensure efficient performance

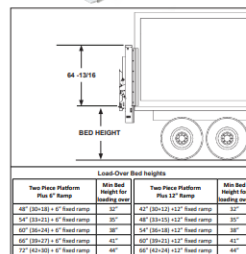
- The DMD with Dock Impact Bumpers features Aluminum columns paired with galvanized steel runners
- The DMD utilizes a unique twin cylinder lifting design that eliminates the maintenance costs associated with other chain or cable equipped liftgates
- The pump and motor assembly is housed within the liftgate's main structural enclosure
- The DMD features fully sealed switches and harnesses to protect them against corrosion
- All aluminum platforms
- MAX GRIP® and Cycle Counter standard



DMD WITH DOCK IMPACT BUMPERS

Model	Body Width	Platform Size*	Total Weight	Bed Height
DMD 18	36"	36" x 48"	900 lbs.	48"

*One-piece platform: 36" x 48"



Maxon Lift Corp.
800.227.4116

TUK-A-WAY® SERIES


The MXT-25 & MXT-33 Series

MAXON®

MXT-25 & MXT-33 SPECIFICATIONS

MAXON's MXT-25 & MXT-33 liftgate models combine low bedheight application with a premium level-ramping ride feature

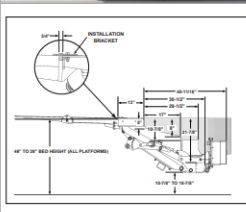
- Level-ramping ride platform travel pattern
- Steel, Steel/Aluminum as well as all Aluminum platforms
- Bolt-on extension plate and steps
- Hydraulic locking
- Grease fittings at all critical rotation points
- All steel components come hot-dip galvanized **STANDARD!**



Model	Capacity	Platform Size	Total Weight	Bed Height
MXT-25	2,500 lbs.	84" x 48" (24'24")	900 lbs. - ST/ST 900 lbs. - AL/AL	38" Min. Laden 48" Max. Unladen
MXT-33	3,300 lbs.	84" x 48" (24'24")	900 lbs. - ST/ST 900 lbs. - AL/AL	38" Min. Laden 48" Max. Unladen

*ST - Steel
AL - Aluminum

NOTE: Please review appropriate liftgate installation manual for full vehicle and or body requirements to ensure proper fitment.



Lift Dimensions and Mounting Requirements
Refer to retail manual for MXT-25 & MXT-33

Maxon Lift Corp. 11921 Slauson Ave., Santa Fe Springs, CA 90670
800.227.4116 Fax 888.771.7713, www.maxonlift.com