

To search for your Maxon parts in this document, press Ctrl + F for Windows or Command + F for macOS to open the Search Box.



**MAXON**<sup>®</sup>

This parts manual covers all RA's manufactured September 2017 to October 2020. If your model is older then please contact Maxon CS at 800.227.4116 or [parts@maxonlift.com](mailto:parts@maxonlift.com).

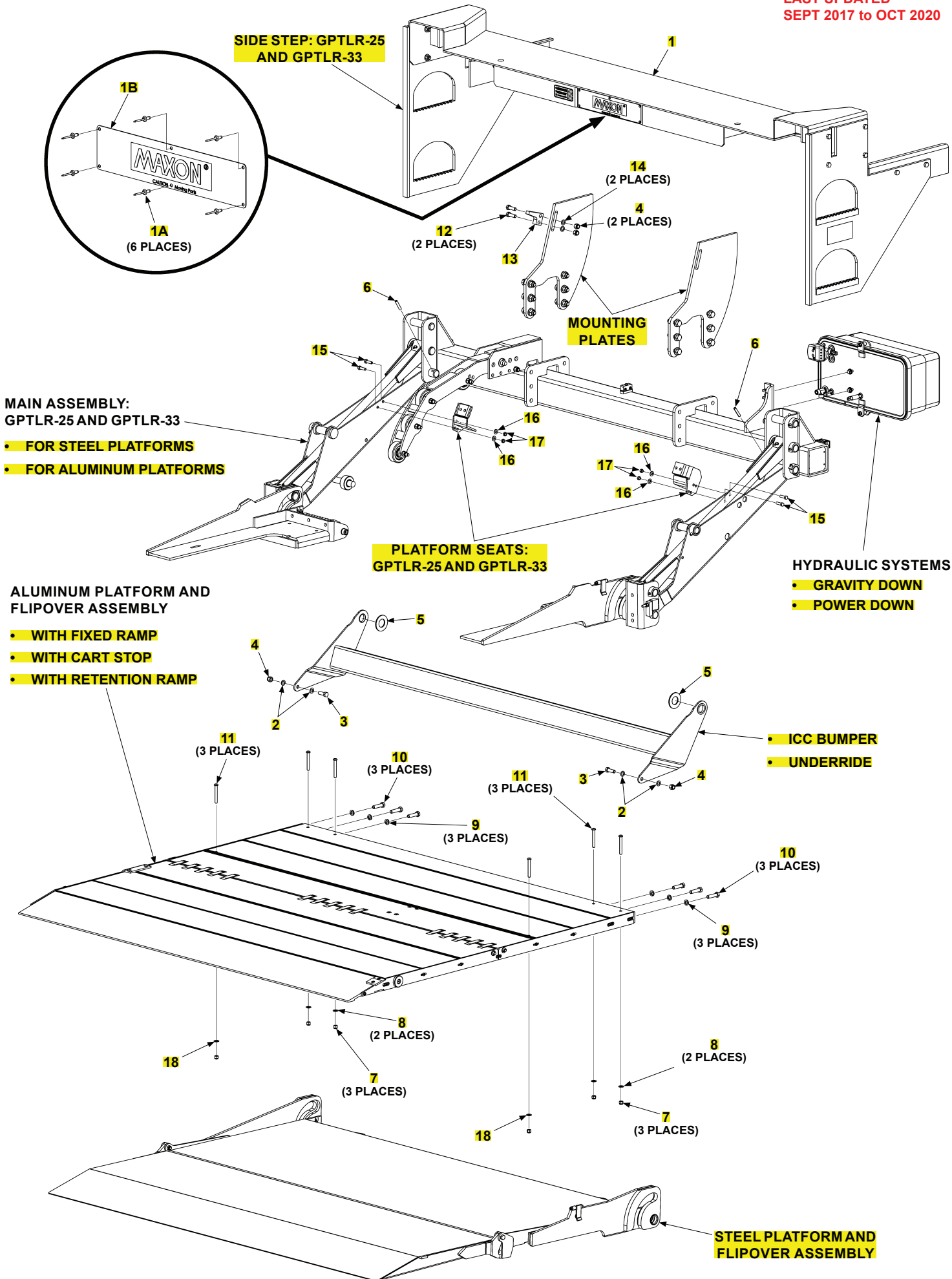
**TUK-A-WAY<sup>®</sup>  
GPTLR**

**PARTS BREAKDOWN**



**FINAL ASSEMBLY: GPTLR-25 AND GPTLR-33**

**LAST UPDATED  
SEPT 2017 to OCT 2020**

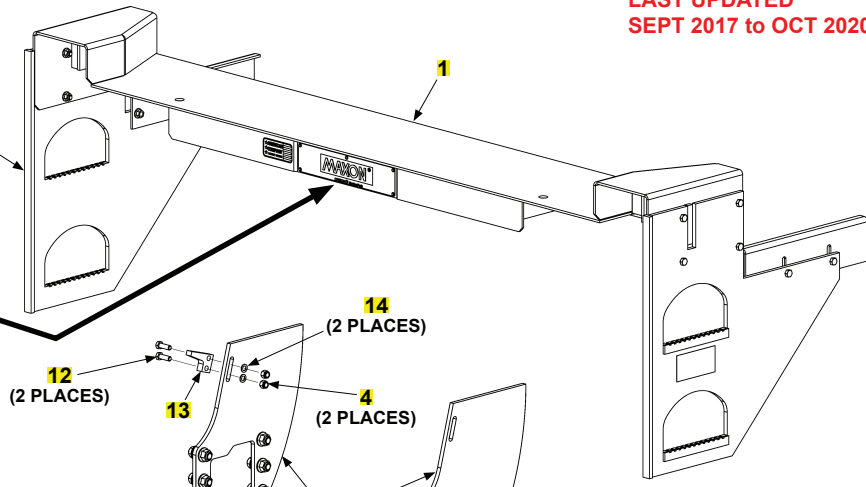
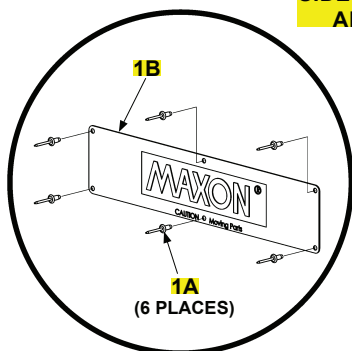


ITEM	QTY.	PART NO.	DESCRIPTION
1	1	281090-01G	EXTENSION PLATE ASSEMBLY (96" WIDE), GALVANIZED
		281090-02G	EXTENSION PLATE ASSEMBLY (102" WIDE), GALVANIZED
1A	6	207644	RIVET, 3/16" X .40" GRIP
1B	1	266705-01	PLATE, MAXON, 3.25 X 15, BLK
2	4	902000-14	FLAT WASHER, 1/2"
3	2	900035-3	CAP SCREW, 1/2"-13 X 1-1/2" LG.
4	4	901010	LOCK NUT, 1/2"-13
5	2	902013-21	FLAT WASHER, 1-3/8"
6	2	904717-06	PIN ROLL .38 X 2 ZINC
7	6	901002	LOCK NUT, 3/8"-16
8	6	902013-11	FLAT WASHER, 3/8"
9	6	902011-6	LOCK WASHER, 1/2"
10	6	900035-5	CAP SCREW, 1/2"-13 X 2" LG, GRADE 8
11	6	900064-08	BUTTONHEAD SCREW, 3/8"-16 X 3-1/4" LG.
12	2	900035-7	CAP SCREW, 1/2"-13 X 2-1/2" LG.
13	1	281673-01	STOP BLOCK
14	2	902000-16	FLAT WASHER, 5/8"
15	4	900014-5	CAP SCREW, 3/8"-16 X 1-1/4" LG, GR 8
16	4	902000-10	FLAT WASHER, 3/8"
17	4	901016-4	LOCK NUT, 3/8"-16, THIN HEAD
18	2	902001-1	WASHER, FLAT.375 I.D. .125 THK

# FINAL ASSEMBLY: GPTLR-44 AND GPTLR-55

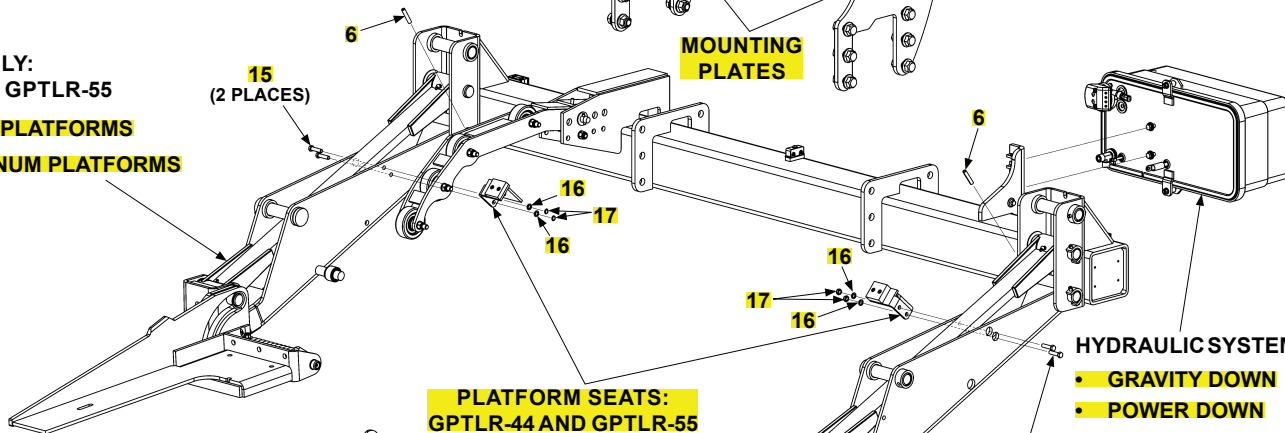
LAST UPDATED  
SEPT 2017 to OCT 2020

## SIDE STEP: GPTLR-44 AND GPTLR-55



## MAIN ASSEMBLY: GPTLR-44 AND GPTLR-55

- FOR STEEL PLATFORMS
- FOR ALUMINUM PLATFORMS

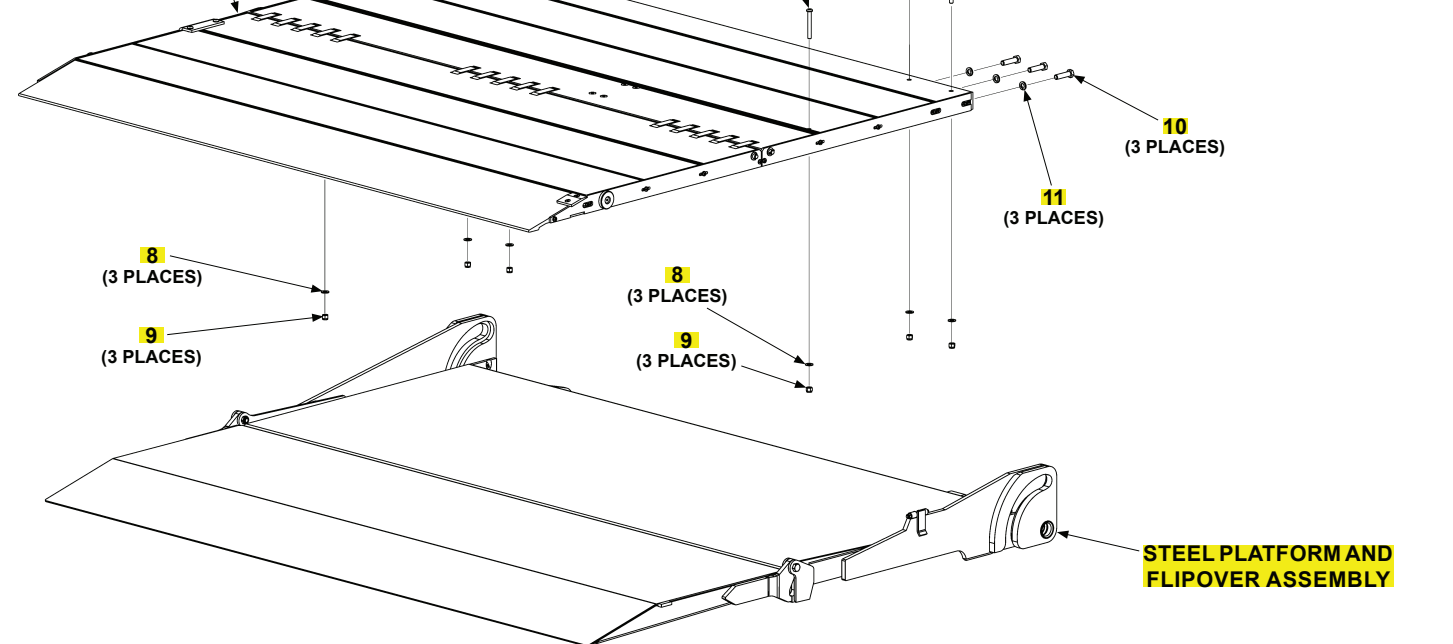
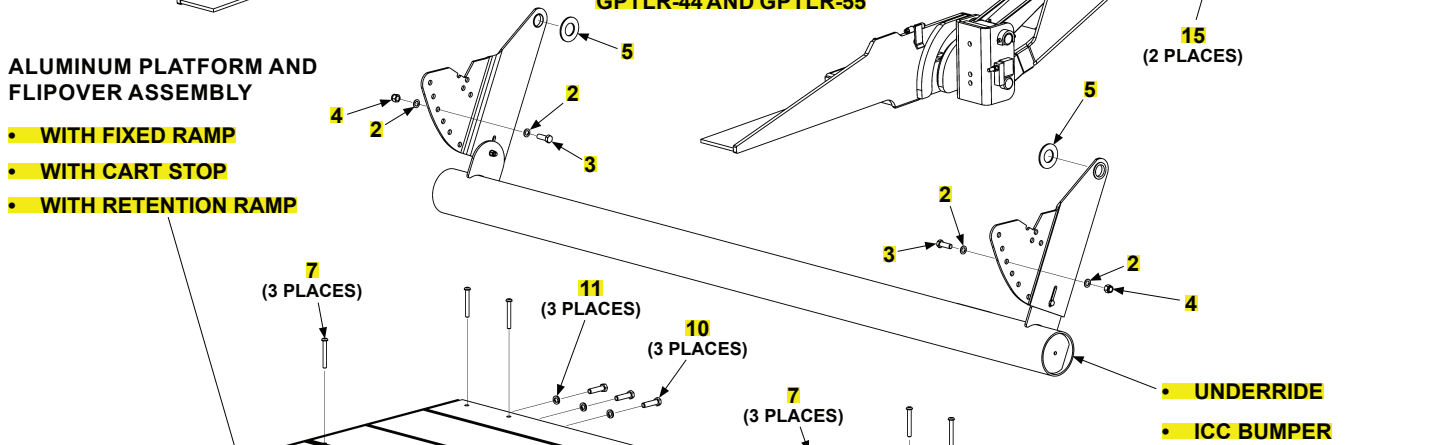


## PLATFORM SEATS: GPTLR-44 AND GPTLR-55

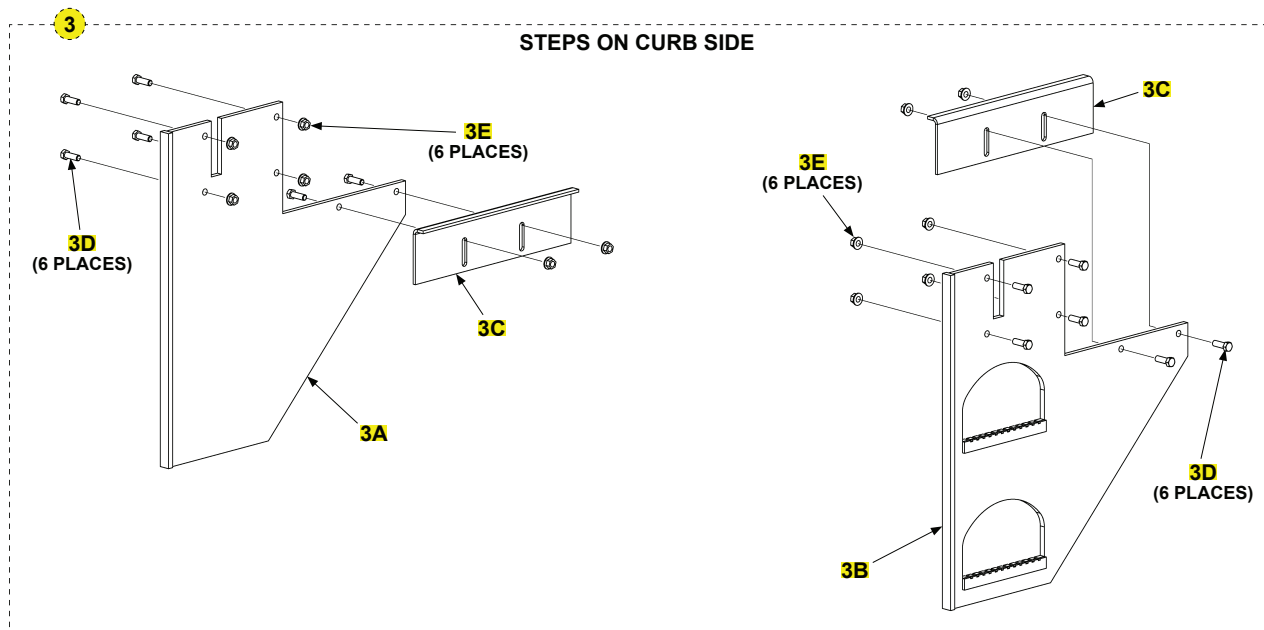
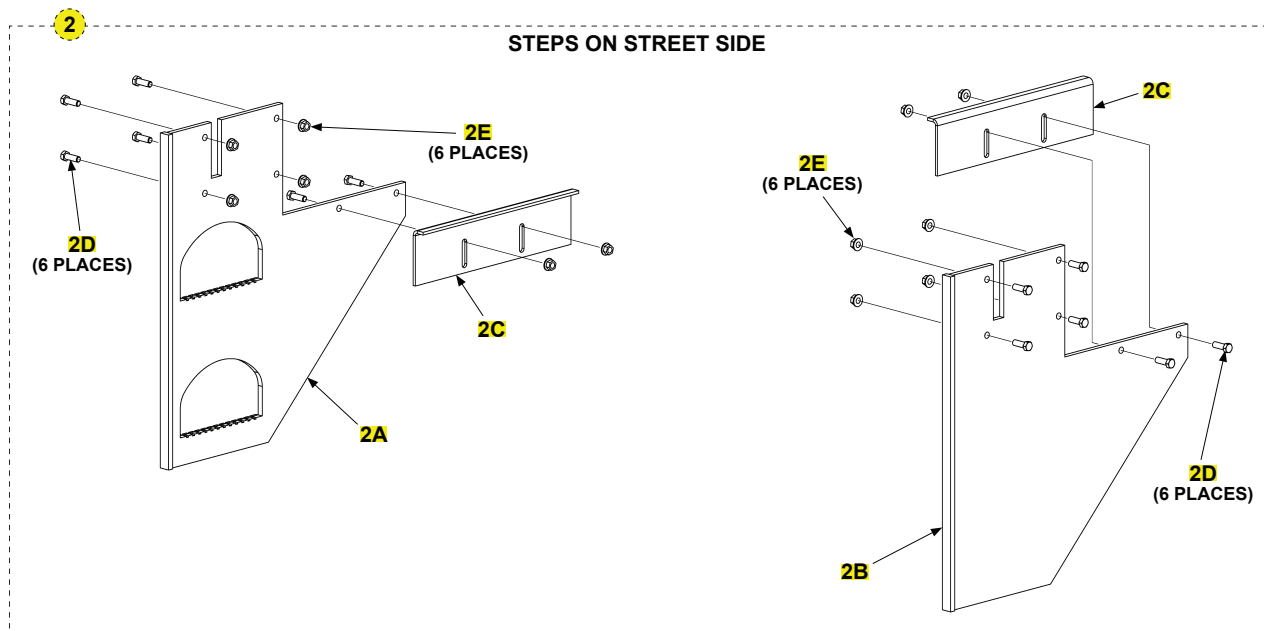
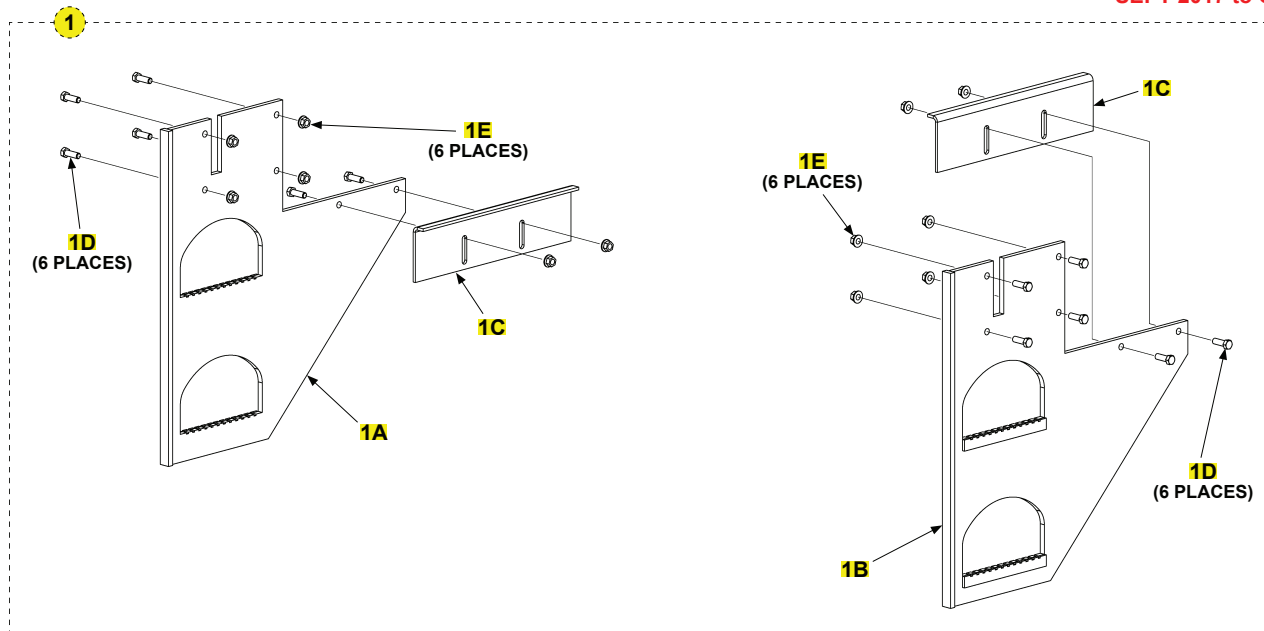
- ### HYDRAULIC SYSTEMS
- GRAVITY DOWN
  - POWER DOWN

## ALUMINUM PLATFORM AND FLIPOVER ASSEMBLY

- WITH FIXED RAMP
- WITH CART STOP
- WITH RETENTION RAMP



ITEM	QTY.	PART NO.	DESCRIPTION
1	1	281120-01G	EXTENSION PLATE ASSEMBLY (96" WIDE), GALVANIZED
		281120-02G	EXTENSION PLATE ASSEMBLY (102" WIDE), GALVANIZED
1A	6	207644	RIVET, 3/16" X .40" GRIP
1B	1	266705-01	PLATE, MAXON, 3.25 X 15, BLK
2	4	902000-14	FLAT WASHER, 1/2"
3	2	900035-3	CAP SCREW, 1/2"-13 X 1-1/2" LG.
4	4	901010	LOCK NUT, 1/2"-13
5	2	902013-21	FLAT WASHER, 1-3/8"
6	2	904717-06	PIN ROLL .38 X 2 ZINC
7	6	900064-08	BUTTONHEAD SCREW, 3/8"-16 X 3-1/4" LG.
8	6	902013-11	FLAT WASHER, 3/8"
9	6	901002	LOCK NUT, 3/8"-16
10	6	900035-5	CAP SCREW, 1/2"-13 X 2" LG, GRADE 8
11	6	902011-6	LOCK WASHER, 1/2"
12	2	900035-7	CAP SCREW, 1/2"-13 X 2-1/2" LG.
13	1	281673-01	STOP BLOCK
14	2	902000-16	FLAT WASHER, 5/8"
15	4	900014-5	CAP SCREW, 3/8"-16 X 1-1/4" LG, GR 8
16	4	902000-10	FLAT WASHER, 3/8"
17	4	901016-4	LOCK NUT, 3/8"-16, THIN HEAD



**SIDE STEP: GPTLR-25 AND GPTLR-33**

**LAST UPDATED  
SEPT 2017 to OCT 2020**

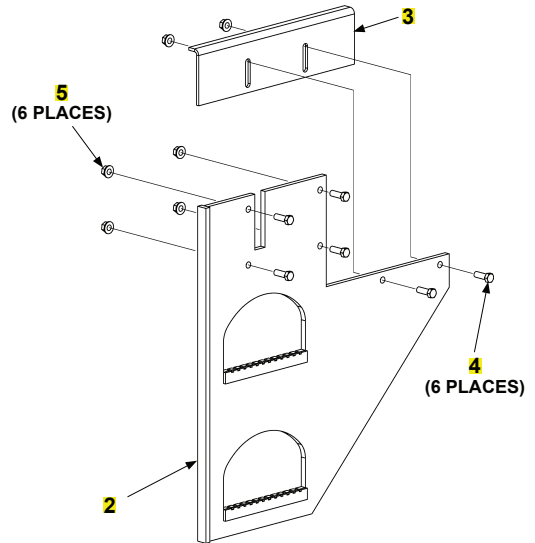
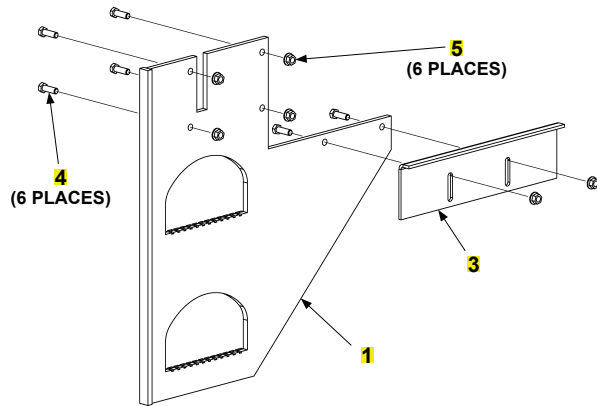
ITEM	QTY.	PART NO.	DESCRIPTION
1	1	281312-01G	KIT,DUAL STEP,GPTLR-25/33, GAL
1A	1	281313-01G	D/STEP,WLDMT,LH,GPTLR-25/33,GAL
1B	1	281313-02G	D/STEP,WLDMT,RH,GPTLR-25/33,GAL
1C	2	281099-01G	ANGLE HOLDER SIDE PLATE, GAL
1D	12	900035-3	SCREW,CAP HXHD.5-13UNC-2A 1.50
1E	12	901023	FLANGE LOCK NUT
2	1	281312-02G	KIT,DUAL SS STP,GPTLR25/33,GAL
2A	1	281313-01G	D/STEP,WLDMT,LH,GPTLR-25/33,GAL
2B	1	281313-04G	P/WLDMT,N/STP,RH,GPTLR-25/33,G
2C	2	281099-01G	ANGLE HOLDER SIDE PLATE, GAL
2D	12	900035-3	SCREW,CAP HXHD.5-13UNC-2A 1.50
2E	12	901023	FLANGE LOCK NUT
3	1	281312-03G	KIT,DUAL CS STP,GPTLR25/33,GAL
3A	1	281313-03G	P/WLDMT,N/STP,LH,GPTLR-25/33,G
3B	1	281313-02G	D/STEP,WLDMT,RH,GPTLR-25/33,GAL
3C	2	281099-01G	ANGLE HOLDER SIDE PLATE, GAL
3D	12	900035-3	SCREW,CAP HXHD.5-13UNC-2A 1.50
3E	12	901023	FLANGE LOCK NUT

# SIDE STEP: GPTLR-44 AND GPTLR-55

COMPLETE ASSEMBLY:

LAST UPDATED  
SEPT 2017 to OCT 2020

**SIDE STEP: GPTLR-44 AND GPTLR-55**

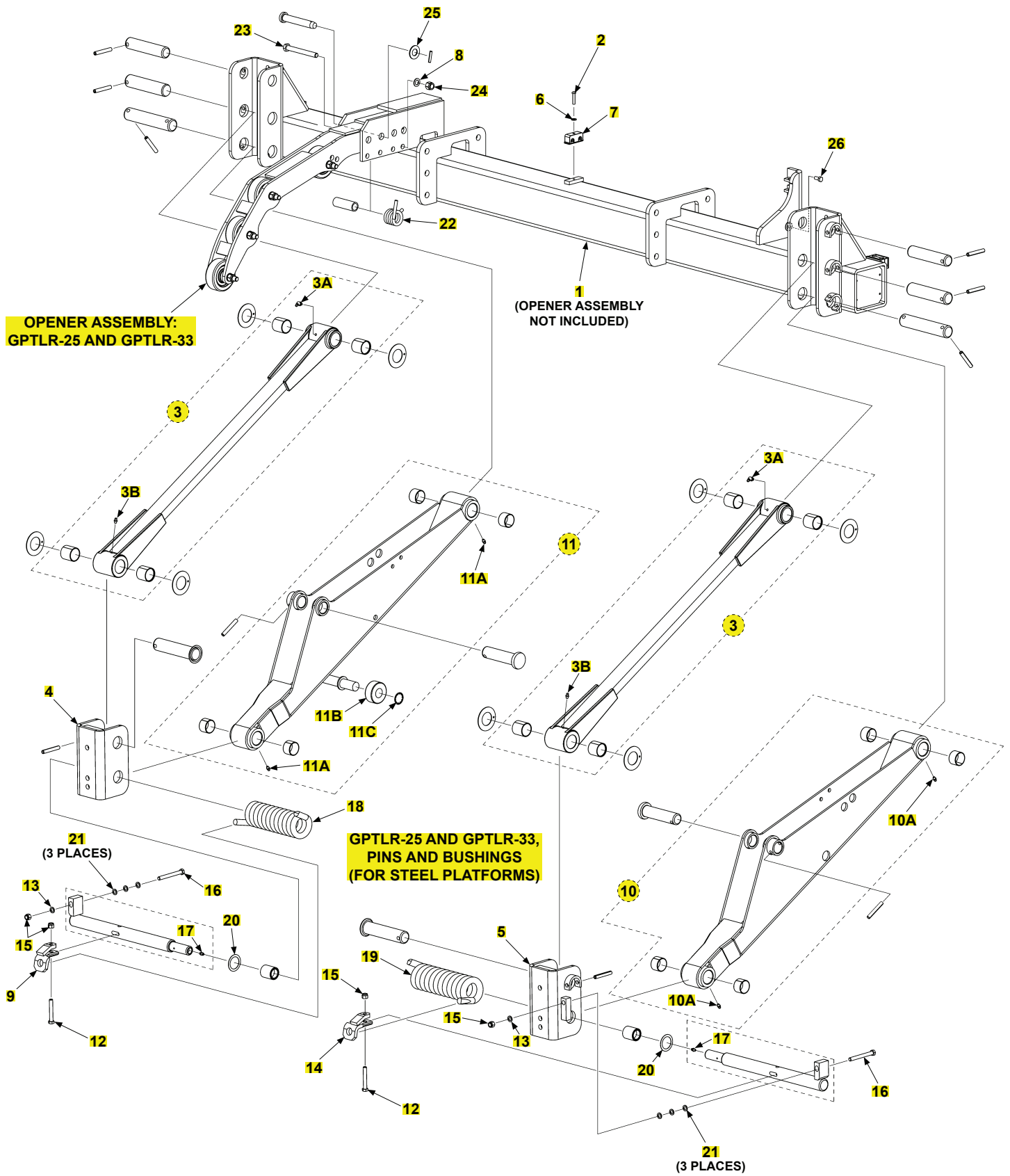


ITEM	QTY.	PART NO.	DESCRIPTION
REF	1	281311-01G	KIT,DUAL STEP,GPTLR-44/55,GAL
1	1	281299-01G	D/STEP,WLDMT,LH,GPTLR44/55,GAL
2	1	281299-02G	D/STEP WLDMT,RH,GPTLR44/55,GAL
3	2	281099-01G	ANGLE HOLDER SIDE PLATE, GAL
4	12	900035-3	SCREW,CAP HXHD.5-13UNC-2A 1.50
5	12	901023	FLANGE LOCK NUT



**MAIN ASSEMBLY: GPTLR-25 AND GPTLR-33  
(FOR STEEL PLATFORM)**

**LAST UPDATED  
SEPT 2017 to OCT 2020**



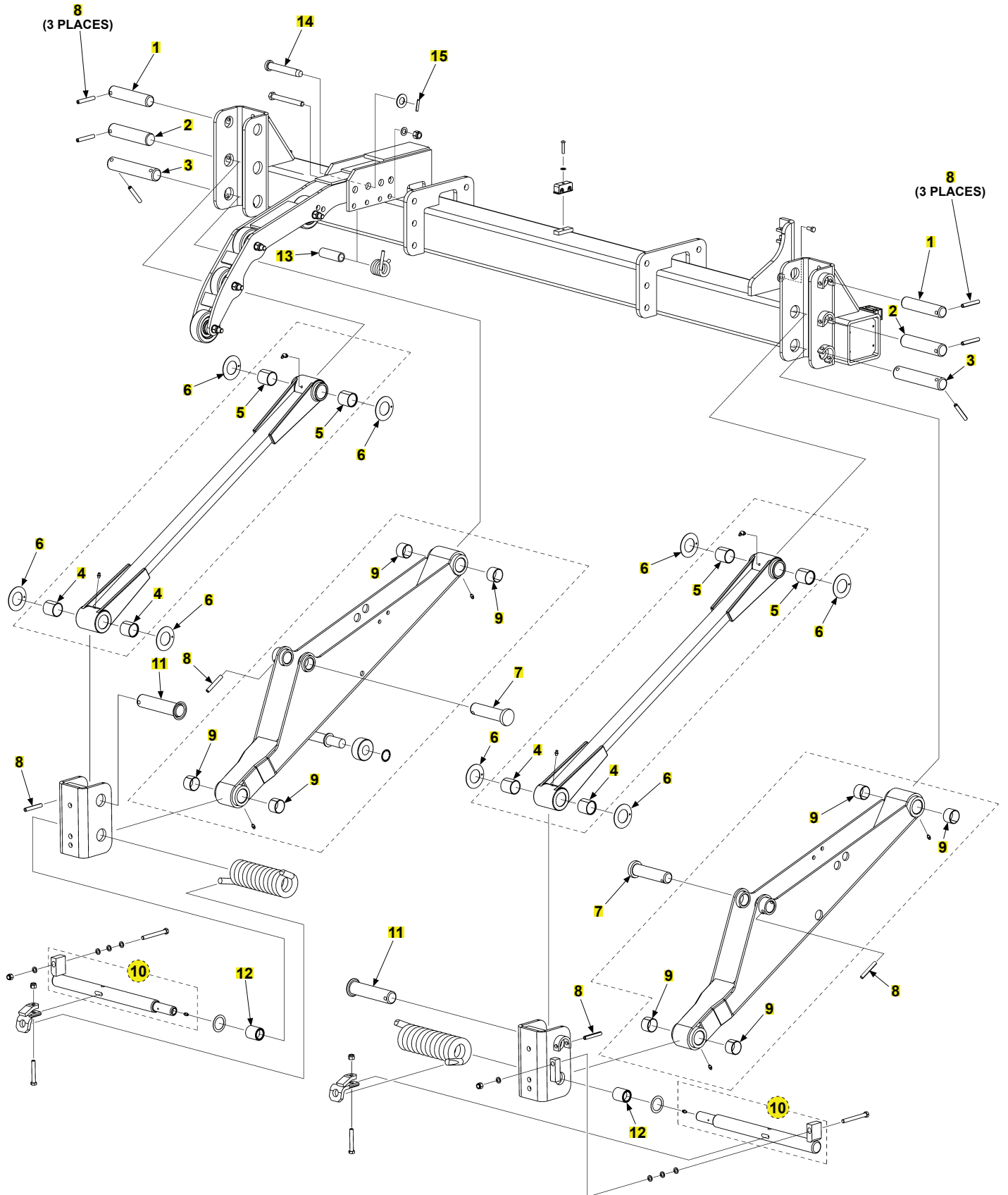
**MAIN ASSEMBLY: GPTLR-25 AND GPTLR-33  
(FOR STEEL PLATFORM)**

LAST UPDATED  
SEPT 2017 to OCT 2020

ITEM	QTY.	PART NO.	DESCRIPTION
1	1	297315-01G	M/F WLDMT,96"EXT,GPTLR25/33,G
		297315-02G	M/F WLDMT,102"EXT,GPTLR25/33,G
2	1	900719-08	BUTTON SCREW, 1/4"-20 X 1 1/4" LG.
3	2	282435-01G	PARALLEL ARMS, GALVANIZED
3A	1	906796-01	45° LUBE FITTING
3B	1	224342	LUBE FITTING
4	1	280971-02G	SHACKLE, LH, GALVANIZED
5	1	280971-01G	SHACKLE, RH, GALVANIZED
6	1	903412-01	FLAT WASHER, 1/4"
7	1	905071-03	DOUBLE LINE PLASTIC CLAMP
8	1	902000-14	FLAT WASHER, 1/2"
9	1	287767-01	REINFORCEMENT BRACKET (FOR USE ON LH SIDE)
10	1	282440-01G	LIFT ARM, RH, GALVANIZED
10A	2	224342	LUBE FITTING
11	1	282440-02G	LIFT ARM, LH, GALVANIZED
11A	2	224342	GREASE FITTING, 1/4" SELF-DRILLING
11B	1	282747-04	ROLLER, 1"
11C	1	903420-02	RETAINING RING, 1"
12	2	900014-10	CAP SCREW, 3/8"-16 X 2-1/2" LG, GR8
13	2	902000-10	FLAT WASHER, 3/8"
14	1	287767-02	REINFORCEMENT BRACKET (FOR USE ON RH SIDE)
15	4	901002	LOCK NUT, 3/8"-16
16	2	900014-13	SCREW,HEX CAP.38-16X3.5 GR8,ZC
17	1	224342	LUBE FITTING
18	1	280950-01	TORSION SPRING, LH
19	1	281319-02	TORSION SPRING, RH
20	2	903407-02	SHIM, 1 7/8"
21	6	903447-02	FLAT WASHER, 3/8" (IF REQUIRED TO SHIM GAP)
22	1	282272-01	SPRING,TORSION,OPENER
23	1	900035-12	CAP SCREW, 1/2"-13 X 4-1/2" LG.
24	1	901010	LOCK NUT, 1/2"-13
25	1	902000-20	FLAT WASHER, 3/4"
26	1	900009-3	SCREW, CAP .31-18X.75 GR8 ZC

**MAIN ASSEMBLY: GPTLR-25 AND GPTLR-33, PINS AND BUSHINGS  
(FOR STEEL PLATFORMS)**

**LAST UPDATED  
SEPT 2017 to OCT 2020**



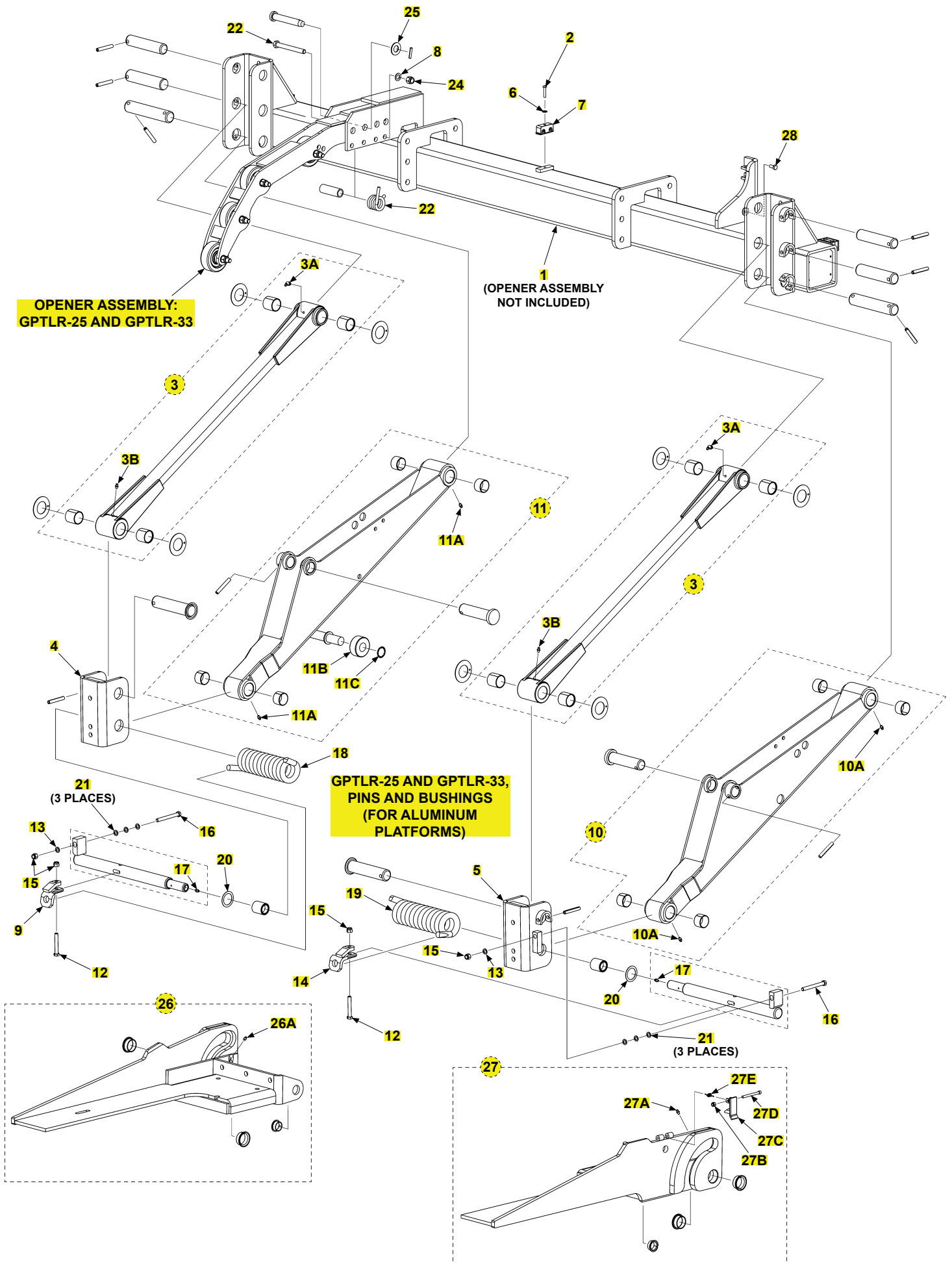
**MAIN ASSEMBLY: GPTLR-25 AND GPTLR-33, PINS AND BUSHINGS  
(FOR STEEL PLATFORMS)**

**LAST UPDATED  
SEPT 2017 to OCT 2020**

<b>ITEM</b>	<b>QTY.</b>	<b>PART NO.</b>	<b>DESCRIPTION</b>
1	2	280969-02	PIN, 1-1/4" DIA. X 5-13/16" LG.
2	2	280968-01	PIN, 1-3/8" DIA. X 5-7/8" LG.
3	2	281005-01	PIN, LIFT ARM, 7" LG.
4	4	905112-03	BEARING, SELF-LUBE, 1-3/8" LG.
5	4	905112-04	BEARING, SELF-LUBE, 1-1/2" LG.
6	8	908059-01	BEARING, THRUST
7	2	281127-01	PIN, CYLINDER
8	10	904717-08	ROLL PIN, 3/8" X 2-1/2" LG.
9	8	908047-02	BEARING, SELF-LUBE
10	2	287680-01	PIN, SPRING
11	2	280976-01	PIN, 1-3/8" X 5-13/16" LG.
12	2	285098-01	BUSHING, PLATFORM SPRING
13	1	092046-10	BUSHING
14	1	282277-01	PIN (OPENER)
15	1	905033-2	ROLL PIN, 1/4" X 1-1/4"

MAIN ASSEMBLY: GPTLR-25 AND GPTLR-33  
(FOR ALUMINUM PLATFORM)

LAST UPDATED  
SEPT 2017 to OCT 2020



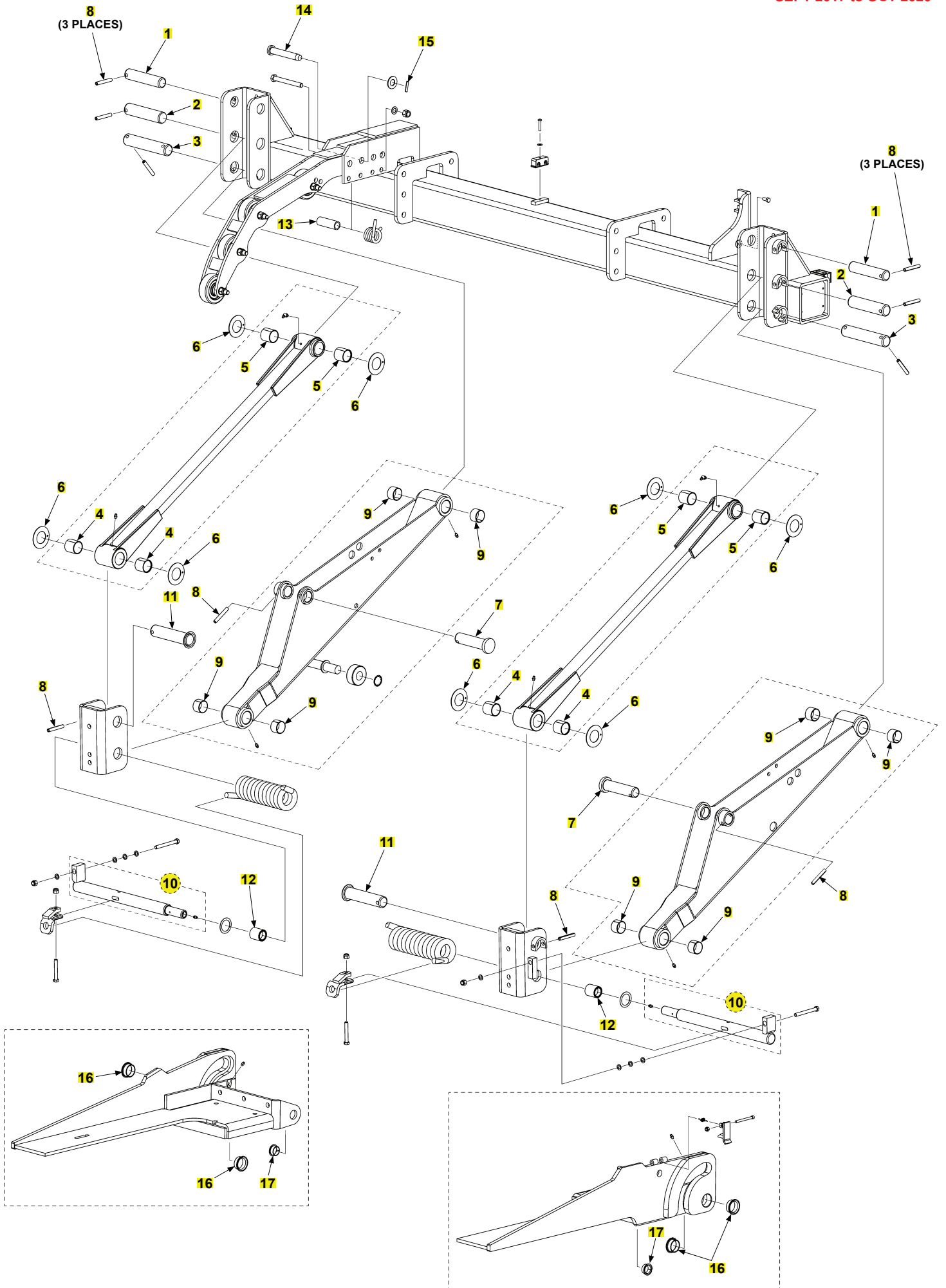
**MAIN ASSEMBLY: GPTLR-25 AND GPTLR-33  
(FOR ALUMINUM PLATFORM)**

**LAST UPDATED  
SEPT 2017 to OCT 2020**

ITEM	QTY.	PART NO.	DESCRIPTION
1	1	297315-01G	M/F WLDMT,96"EXT,GPTLR25/33,G
		297315-02G	M/F WLDMT,102"EXT,GPTLR25/33,G
2	1	900719-08	BUTTON SCREW, 1/4"-20 X 1 1/4" LG.
3	2	282435-01G	PARALLEL ARMS, GALVANIZED
3A	1	906796-01	45° LUBE FITTING
3B	1	224342	LUBE FITTING
4	1	280971-02G	SHACKLE, LH, GALVANIZED
5	1	280971-01G	SHACKLE, RH, GALVANIZED
6	1	903412-01	FLAT WASHER, 1/4"
7	1	905071-03	DOUBLE LINE PLASTIC CLAMP
8	1	902000-14	FLAT WASHER, 1/2"
9	1	287767-01	REINFORCEMENT BRACKET (FOR USE ON LH SIDE)
10	1	282440-01G	LIFT ARM, RH, GALVANIZED
10A	2	224342	LUBE FITTING
11	1	282440-02G	LIFT ARM, LH, GALVANIZED
11A	2	224342	GREASE FITTING, 1/4" SELF-DRILLING
11B	1	282747-04	ROLLER, 1"
11C	1	903420-02	RETAINING RING, 1"
12	2	900014-10	CAP SCREW, 3/8"-16 X 2-1/2" LG, GR8
13	2	902000-10	FLAT WASHER, 3/8"
14	1	287767-02	REINFORCEMENT BRACKET (FOR USE ON RH SIDE)
15	4	901002	LOCK NUT, 3/8"-16
16	2	900014-13	SCREW,HEX CAP.38-16X3.5 GR8,ZC
17	1	224342	LUBE FITTING
18	1	280950-01	TORSION SPRING, LH
19	1	281319-02	TORSION SPRING, RH
20	2	903407-02	SHIM, 1 7/8"
21	6	903447-02	FLAT WASHER, 3/8" (IF REQUIRED TO SHIM GAP)
22	1	282272-01	SPRING,TORSION,OPENER
23	1	900035-12	CAP SCREW, 1/2"-13 X 4-1/2" LG.
24	1	901010	LOCK NUT, 1/2"-13
25	1	902000-20	FLAT WASHER, 3/4"
26	1	287684-01G	P/F SPRT,ASSY,LH,GPTLR25, GALV
26A	1	224342	GREASE FITTING, 1/4" SELF-DRILLING
27	1	287684-02G	P/F SPRT,ASSY,RH,GPTLR25, GALV
27A	1	224342	GREASE FITTING, 1/4" SELF-DRILLING
27B	1	903137-01	LOCK NUT, 1/4"-20 NYLON
27C	1	284645-01	LATCH WELDMENT, GPTLR PLATFORM
27D	1	900732-14	SOCKET HEAD SCREW, 1/4"-20 X 2-3/4' LG.
27E	1	284568-01	TORSION SPRING, 3/8" O.D.
28	1	900009-3	SCREW, CAP .31-18X.75 GR8 ZC

# MAIN ASSEMBLY: GPTLR-25 AND GPTLR-33, PINS AND BUSHINGS (FOR ALUMINUM PLATFORMS)

LAST UPDATED  
SEPT 2017 to OCT 2020



**MAIN ASSEMBLY: GPTLR-25 AND GPTLR-33, PINS AND BUSHINGS  
(FOR ALUMINUM PLATFORMS)**

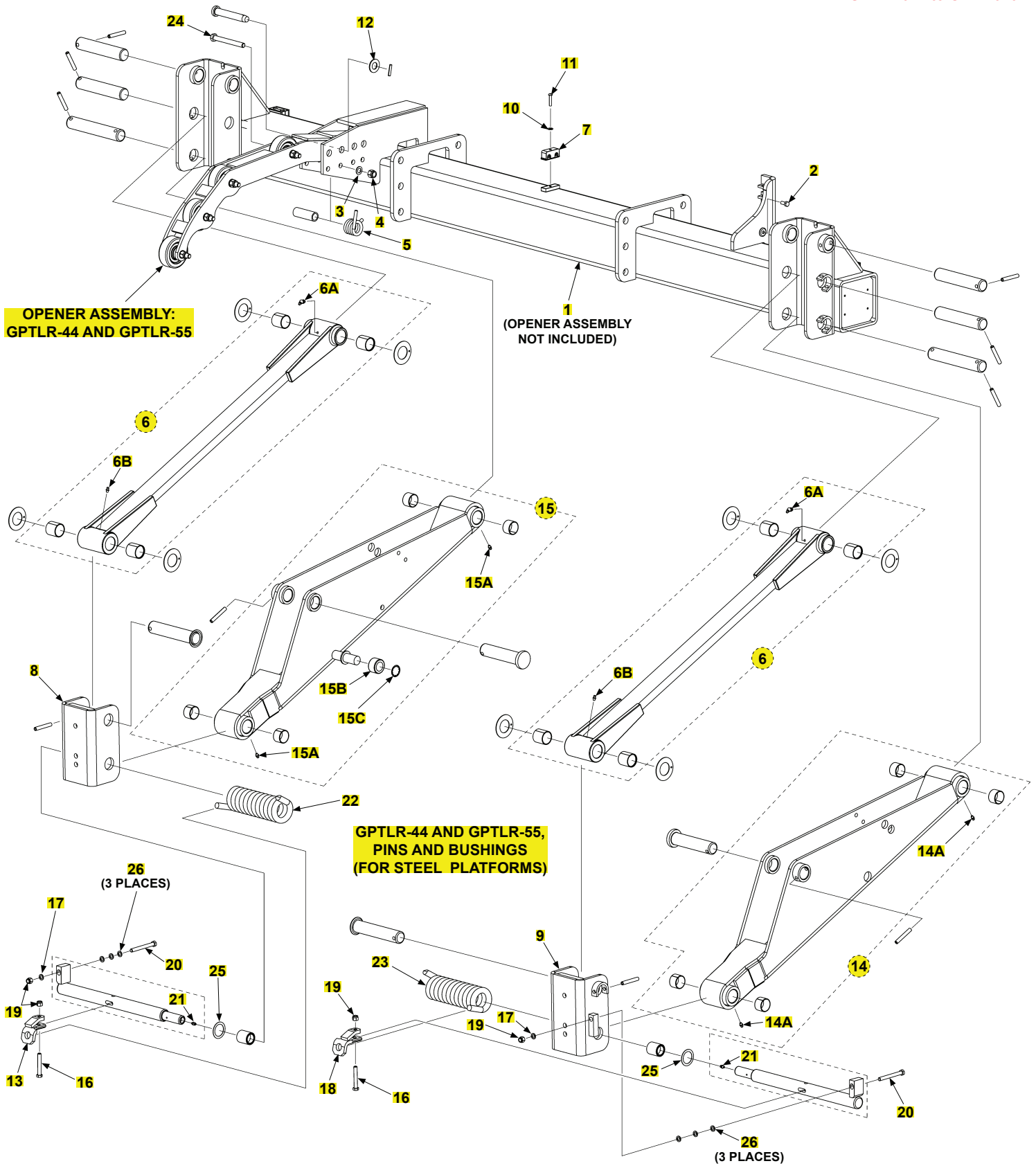
**LAST UPDATED  
SEPT 2017 to OCT 2020**

<b>ITEM</b>	<b>QTY.</b>	<b>PART NO.</b>	<b>DESCRIPTION</b>
1	2	280969-02	PIN, 1-1/4" DIA. X 5-13/16" LG.
2	2	280968-01	PIN, 1-3/8" DIA. X 5-7/8" LG.
3	2	281005-01	PIN, LIFT ARM, 7" LG.
4	4	905112-03	BEARING, SELF-LUBE, 1-3/8" LG.
5	4	905112-04	BEARING, SELF-LUBE, 1-1/2" LG.
6	8	908059-01	BEARING, THRUST
7	2	281127-01	PIN, CYLINDER
8	10	904717-08	ROLL PIN, 3/8" X 2-1/2" LG.
9	8	908047-02	BEARING, SELF-LUBE
10	2	287680-01	PIN, SPRING
11	2	280976-01	PIN, 1-3/8" X 5-13/16" LG.
12	2	285098-01	BUSHING, PLATFORM SPRING
13	1	092046-10	BUSHING
14	1	282277-01	PIN (OPENER)
15	1	905033-2	ROLL PIN, 1/4" X 1-1/4"
16	4	908008-02	BEARING, FLANGED 1.375 SHFT X .63 LG
17	2	908002-03	BEARING SELF LUB Ø1 IDX.5LG



**MAIN ASSEMBLY: GPTLR-44 AND GPTLR-55  
(FOR STEEL PLATFORMS)**

**LAST UPDATED  
SEPT 2017 to OCT 2020**



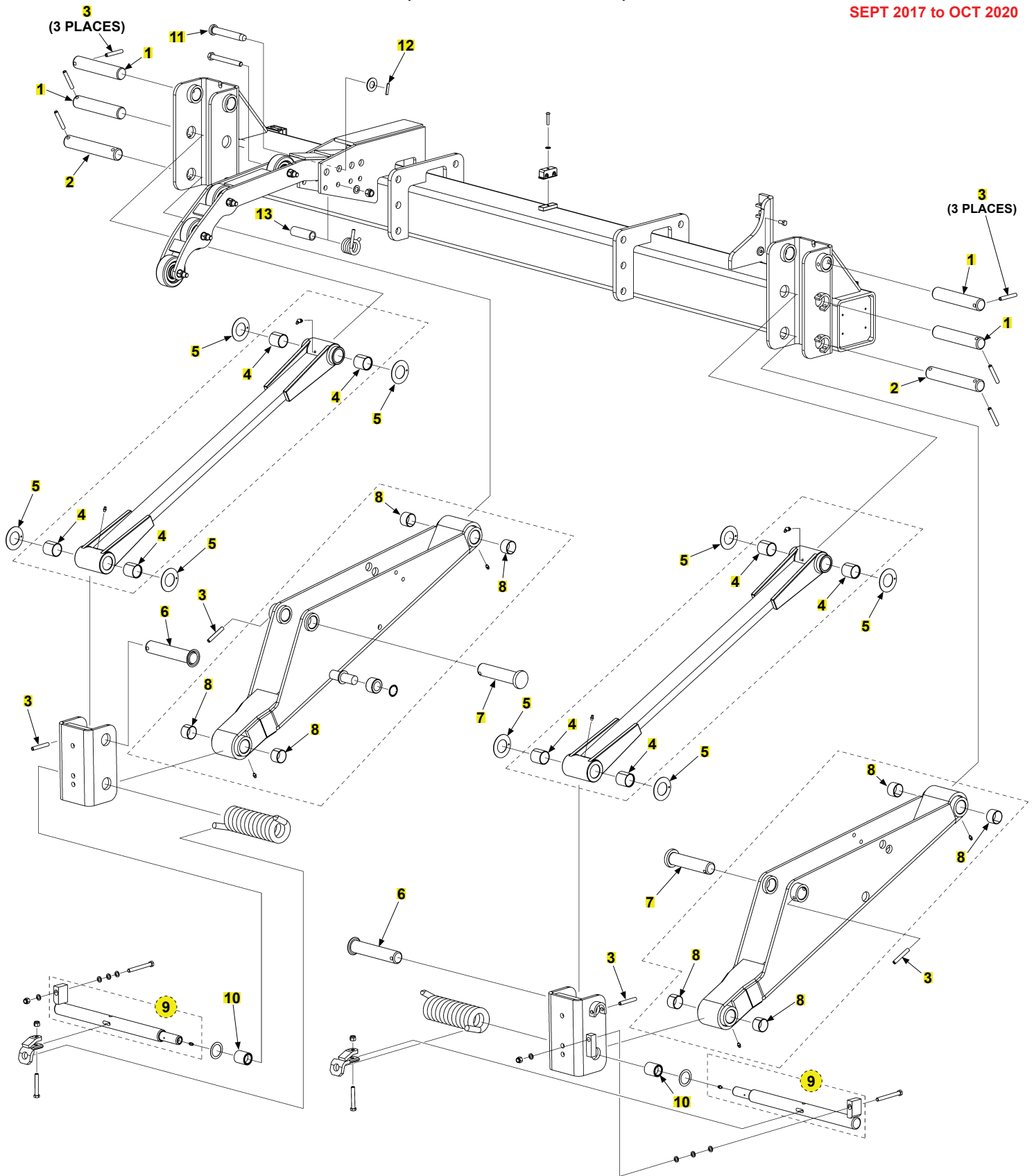
**MAIN ASSEMBLY: GPTLR-44 AND GPTLR-55  
(FOR STEEL PLATFORMS)**

**LAST UPDATED  
SEPT 2017 to OCT 2020**

ITEM	QTY.	PART NO.	DESCRIPTION
1	1	297355-01G	M/F WLDMT, 96" EXT, GPTLR 4/5, G
		297355-02G	M/F WLDMT, 102" EXT, GPTLR 4/5, G
2	1	900009-3	SCREW, CAP .31-18X.75 GR8 ZC
3	1	902000-14	FLAT WASHER, 1/2"
4	1	901010	LOCK NUT, 1/2"-13
5	1	282272-01	SPRING, TORSION, OPENER
6	2	282546-01G	PARALLEL ARMS, GALVANIZED
6A	1	906796-01	45° LUBE FITTING
6B	1	224342	GREASE FITTING, 1/4" SELF-DRILLING
7	1	905071-03	DOUBLE LINE PLASTIC CLAMP
8	1	281033-02G	SHACKLE, LH, GALVANIZED
9	1	281033-01G	SHACKLE, RH, GALVANIZED
10	1	903412-01	FLAT WASHER, 1/4"
11	1	900719-08	BUTTON SCREW, 1/4"-20 X 1 1/4" LG.
12	1	902000-20	FLAT WASHER, 3/4"
13	1	287767-01	REINFORCEMENT BRACKET (FOR USE ON LH SIDE)
14	1	282543-01G	LIFT ARM, RH, GALVANIZED
14A	2	224342	LUBE FITTING
15	1	282543-02G	LIFT ARM, LH, GALVANIZED
15A	2	224342	LUBE FITTING
15B	1	282747-05	ROLLER, P/F SPRT, 1.63ODX1.05ID
15C	1	903420-02	RETAINING RING, 1"
16	2	900014-10	CAP SCREW, 3/8"-16 X 2-1/2" LG, GRADE 8
17	2	902000-10	FLAT WASHER, 3/8"
18	1	287767-02	REINFORCEMENT BRACKET (FOR USE ON RH SIDE)
19	4	901002	LOCK NUT, 3/8"-16
20	2	900014-13	CAP SCREW, 3/8"-16 X 3 1/2" LG.
21	2	224342	FITTING, GREASE 1/4" SELF DRILL
22	1	280950-01	TORSION SPRING, RH
23	1	281319-02	TORSION SPRING, LH
24	1	900035-12	SCREW, CAP HXHD.5-13UNC-2A 4.50
25	2	903407-02	SHIM, 1 7/8"
26	6	903447-02	FLAT WASHER, 3/8" (IF REQUIRED TO SHIM GAP)

**MAIN ASSEMBLY: GPTLR-44 AND GPTLR-55, PINS AND BUSHINGS  
(FOR STEEL PLATFORMS)**

**LAST UPDATED  
SEPT 2017 to OCT 2020**



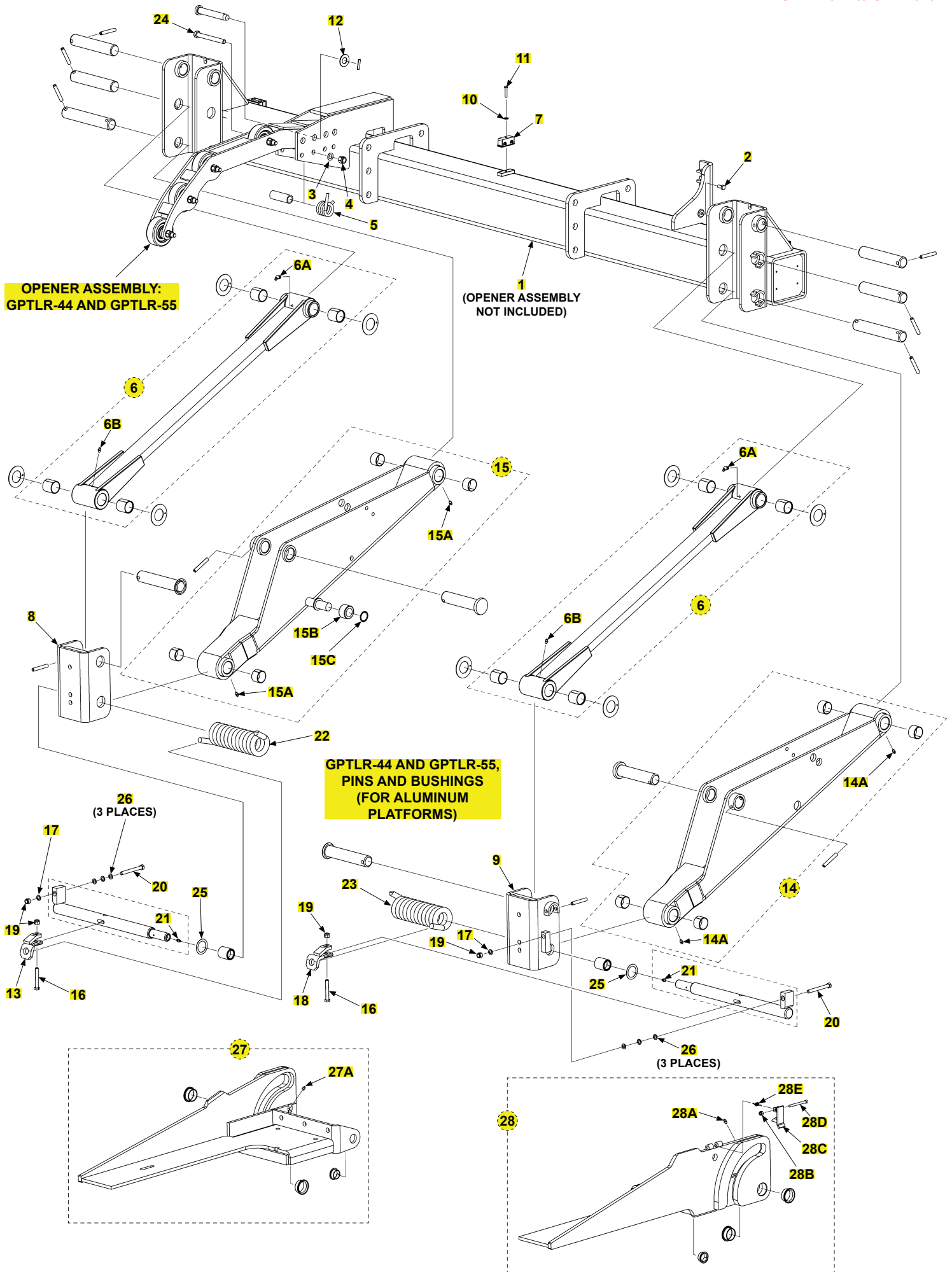
**MAIN ASSEMBLY: GPTLR-44 AND GPTLR-55, PINS AND BUSHINGS  
(FOR STEEL PLATFORMS)**

**LAST UPDATED  
SEPT 2017 to OCT 2020**

<b>ITEM</b>	<b>QTY.</b>	<b>PART NO.</b>	<b>DESCRIPTION</b>
1	4	280968-04	PIN, 1-3/8" DIA X 7-1/8" LG.
2	2	281005-02	PIN, 8-1/16" LG.
3	10	904717-08	ROLL PIN, 3/8" X 2-1/2" LG.
4	8	905112-04	BEARING, SELF-LUBE, 1-1/2" LG.
5	8	908059-01	BEARING, THRUST
6	2	280976-02	PIN, 7" LG.
7	2	281119-01	PIN, CYLINDER
8	8	908047-02	BEARING, SELF-LUBE
9	2	287772-01	PIN, SPRING
10	2	285098-01	BUSHING, PLATFORM SPRING
11	1	282277-01	PIN (OPENER)
12	1	905033-2	ROLL PIN, 1/4" X 1-1/4"
13	1	092046-10	BUSHING

**MAIN ASSEMBLY: GPTLR-44 AND GPTLR-55  
(FOR ALUMINUM PLATFORMS)**

**LAST UPDATED  
SEPT 2017 to OCT 2020**



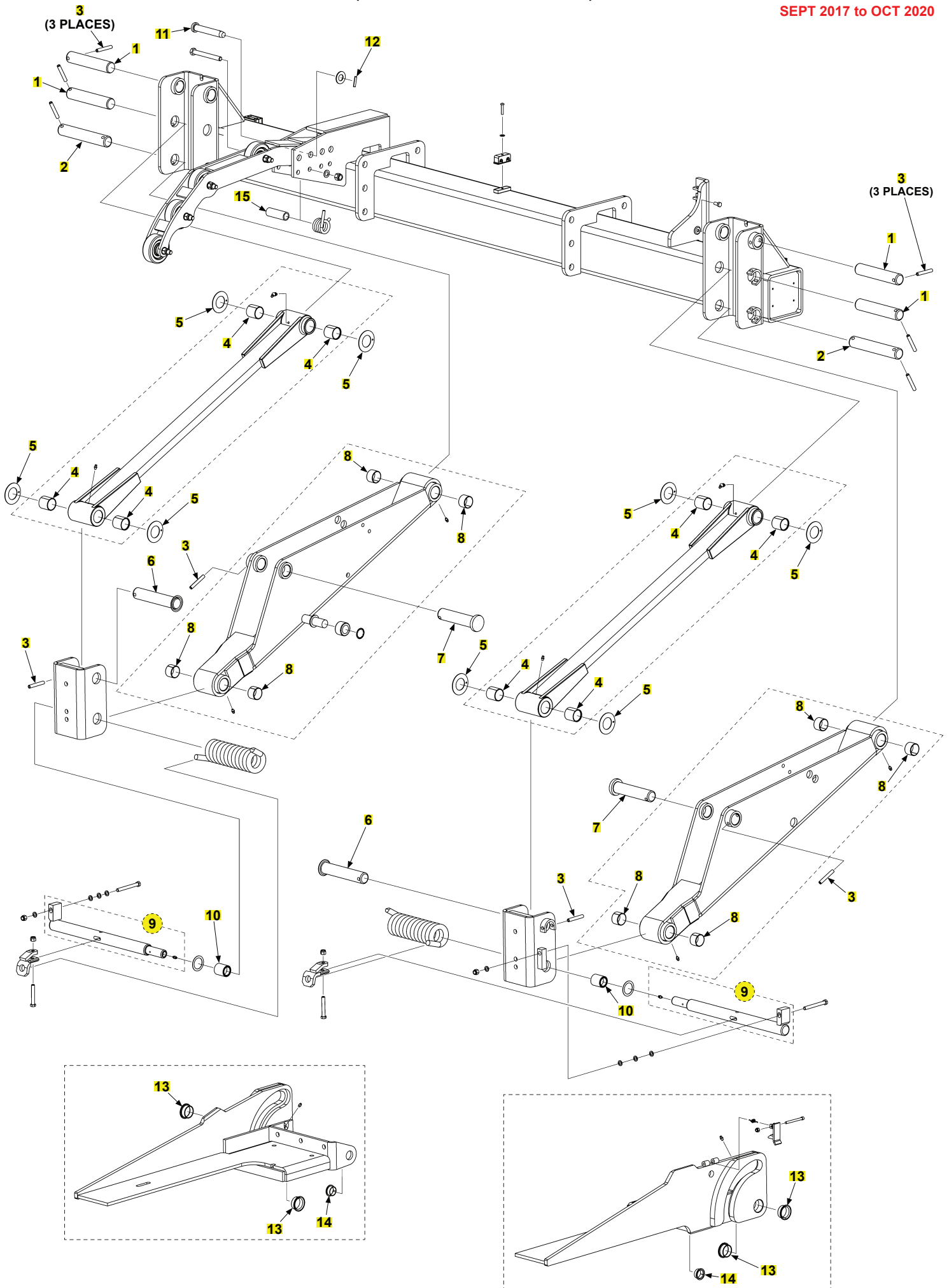
**MAIN ASSEMBLY: GPTLR-44 AND GPTLR-55  
(FOR ALUMINUM PLATFORMS)**

LAST UPDATED  
SEPT 2017 to OCT 2020

ITEM	QTY.	PART NO.	DESCRIPTION
1	1	297355-01G	M/F WLDMT, 96" EXT, GPTLR 4/5, G
		297355-02G	M/F WLDMT, 102" EXT, GPTLR 4/5, G
2	1	900009-3	SCREW, CAP .31-18X.75 GR8 ZC
3	1	902000-14	FLAT WASHER, 1/2"
4	1	901010	LOCK NUT, 1/2"-13
5	1	282272-01	SPRING, TORSION, OPENER
6	2	282546-01G	PARALLEL ARMS, GALVANIZED
6A	1	906796-01	45° LUBE FITTING
6B	1	224342	GREASE FITTING, 1/4" SELF-DRILLING
7	1	905071-03	DOUBLE LINE PLASTIC CLAMP
8	1	281033-02G	SHACKLE, LH, GALVANIZED
9	1	281033-01G	SHACKLE, RH, GALVANIZED
10	1	903412-01	FLAT WASHER, 1/4"
11	1	900719-08	BUTTON SCREW, 1/4"-20 X 1 1/4" LG.
12	1	902000-20	FLAT WASHER, 3/4"
13	1	287767-01	REINFORCEMENT BRACKET (FOR USE ON LH SIDE)
14	1	282543-01G	LIFT ARM, RH, GALVANIZED
14A	2	224342	LUBE FITTING
15	1	282543-02G	LIFT ARM, LH, GALVANIZED
15A	2	224342	LUBE FITTING
15B	1	282747-05	ROLLER, P/F SPRT, 1.63ODX1.05ID
15C	1	903420-02	RETAINING RING, 1"
16	2	900014-10	CAP SCREW, 3/8"-16 X 2-1/2" LG, GRADE 8
17	2	902000-10	FLAT WASHER, 3/8"
18	1	287767-02	REINFORCEMENT BRACKET (FOR USE ON RH SIDE)
19	4	901002	LOCK NUT, 3/8"-16
20	2	900014-13	CAP SCREW, 3/8"-16 X 3 1/2" LG.
21	2	224342	FITTING, GREASE 1/4" SELF DRILL
22	1	280950-01	TORSION SPRING, RH
23	1	281319-02	TORSION SPRING, LH
24	1	900035-12	SCREW, CAP HXHD.5-13UNC-2A 4.50
25	2	903407-02	SHIM, 1 7/8"
26	6	903447-02	FLAT WASHER, 3/8" (IF REQUIRED TO SHIM GAP)
27	1	287770-01G	P/F SPRT, ASSY, LH GPTLR44/55, G
27A	1	224342	GREASE FITTING, 1/4" SELF DRILLING
28	1	287770-02G	P/F SPRT, ASSY, RH GPTLR44/55, G
28A	1	224342	GREASE FITTING, 1/4" SELF-DRILLING
28B	1	903137-01	LOCK NUT, 1/4"-20 NYLON
28C	1	284645-01	LATCH WELDMENT, GPTLR PLATFORM
28D	1	900732-14	SOCKET HEAD SCREW, 1/4"-20 X 2-3/4' LG.
28E	1	284568-01	TORSION SPRING, 3/8" O.D.

**MAIN ASSEMBLY: GPTLR-44 AND GPTLR-55, PINS AND BUSHINGS  
(FOR ALUMINUM PLATFORMS)**

**LAST UPDATED  
SEPT 2017 to OCT 2020**



**MAIN ASSEMBLY: GPTLR-44 AND GPTLR-55, PINS AND BUSHINGS  
(FOR ALUMINUM PLATFORMS)**

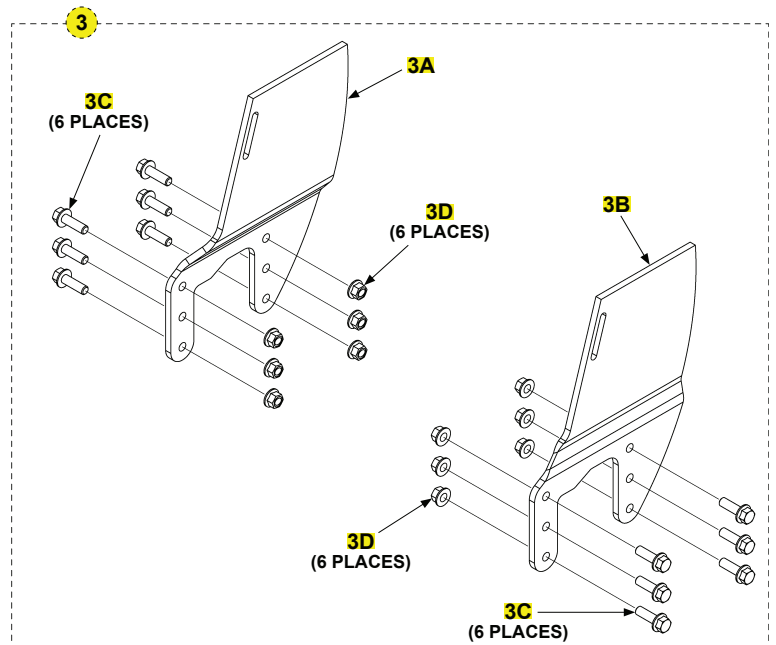
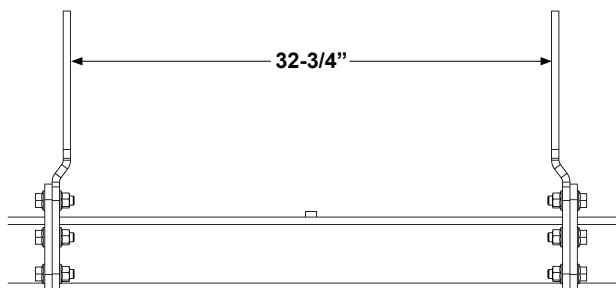
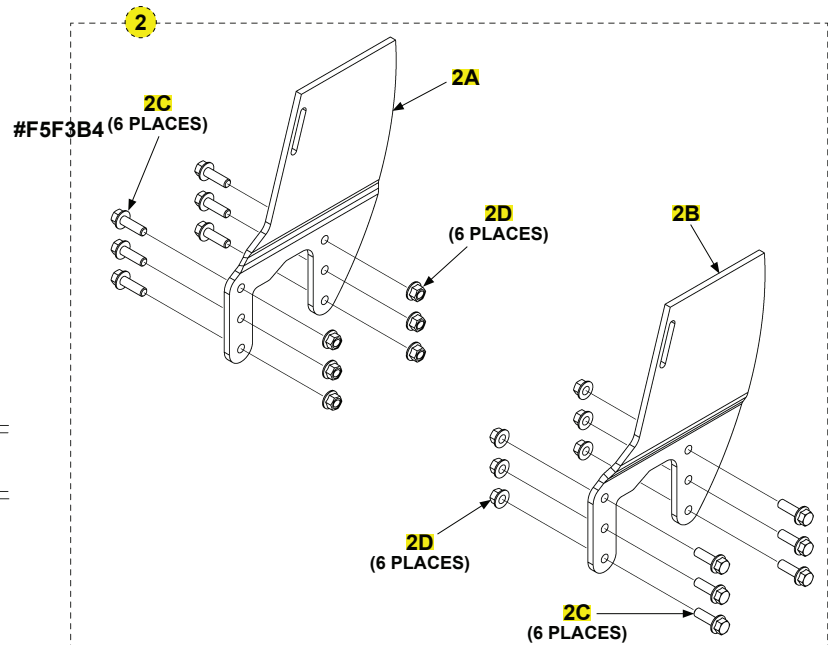
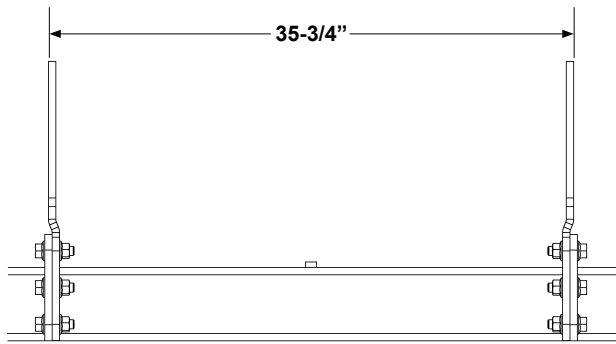
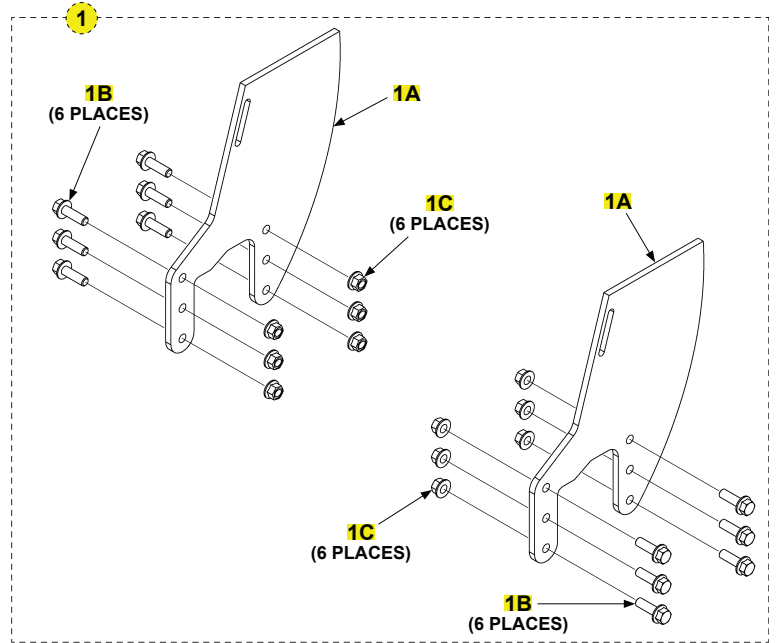
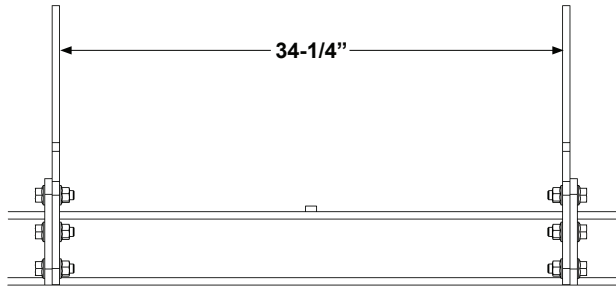
**LAST UPDATED  
SEPT 2017 to OCT 2020**

<b>ITEM</b>	<b>QTY.</b>	<b>PART NO.</b>	<b>DESCRIPTION</b>
1	4	280968-04	PIN, 1-3/8" DIA X 7-1/8" LG.
2	2	281005-02	PIN, 8-1/16" LG.
3	10	904717-08	ROLL PIN, 3/8" X 2-1/2" LG.
4	8	905112-04	BEARING, SELF-LUBE, 1-1/2" LG.
5	8	908059-01	BEARING, THRUST
6	2	280976-02	PIN, 7" LG.
7	2	281119-01	PIN, CYLINDER
8	8	908047-02	BEARING, SELF-LUBE
9	2	287772-01	PIN, SPRING
10	2	285098-01	BUSHING, PLATFORM SPRING
11	1	282277-01	PIN (OPENER)
12	1	905033-2	ROLL PIN, 1/4" X 1-1/4"
13	4	908008-02	BRG,FLANGED 1.375 SHFT X.63 LG
14	2	908002-03	BEARING,SELF LUB.1ID X.5 LG
15	1	092046-10	BUSHING



# MOUNTING PLATES: GPTLR-25 AND GPTLR-33

LAST UPDATED  
SEPT 2017 to OCT 2020

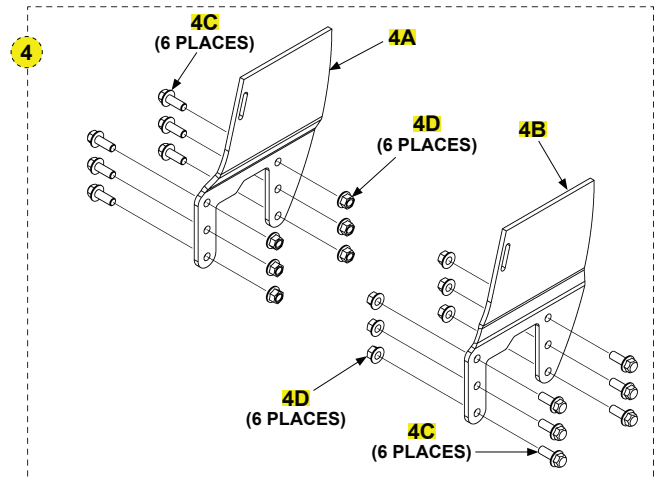
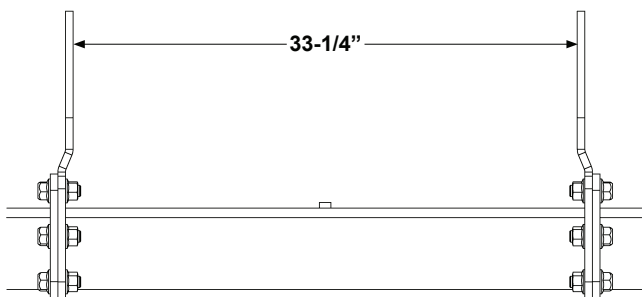
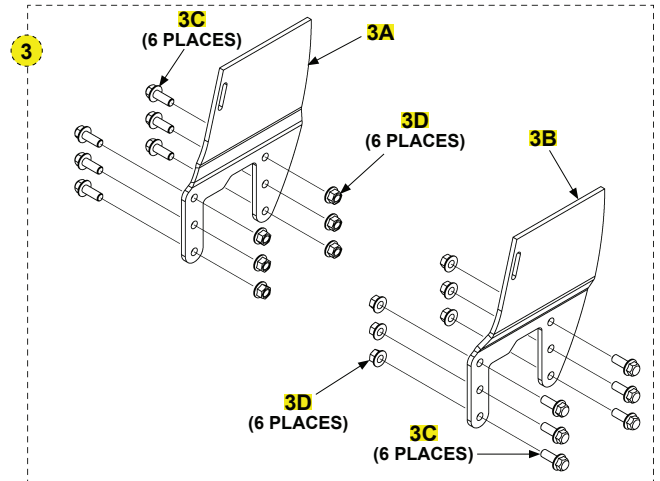
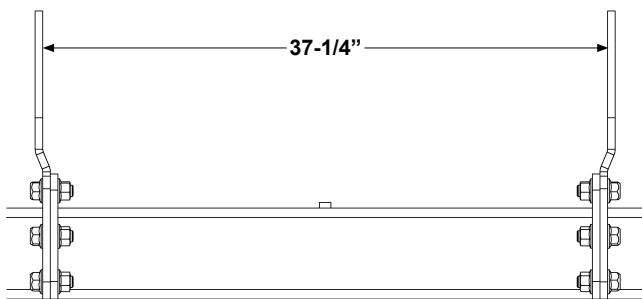
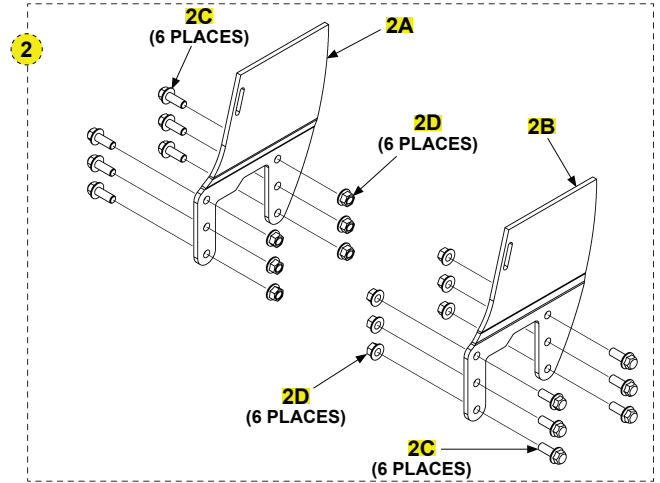
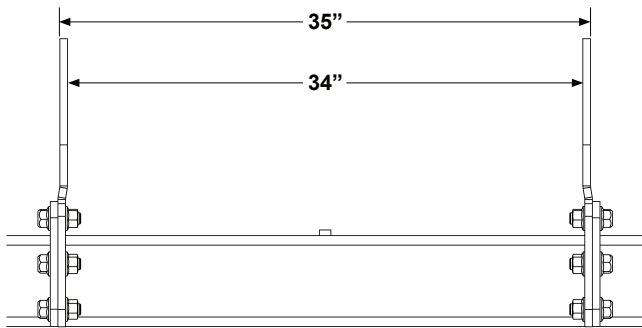
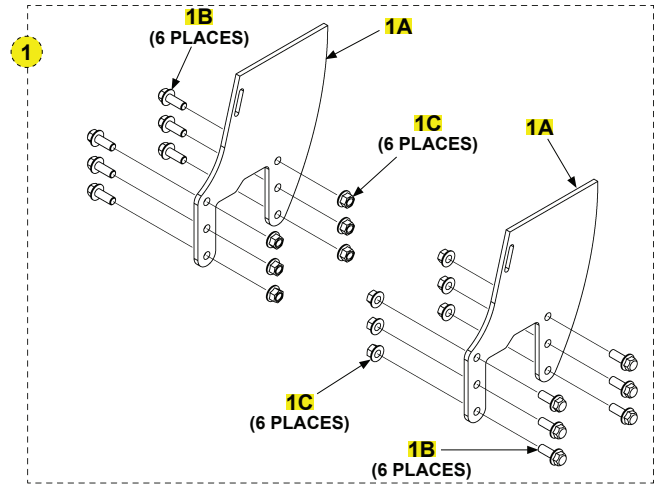
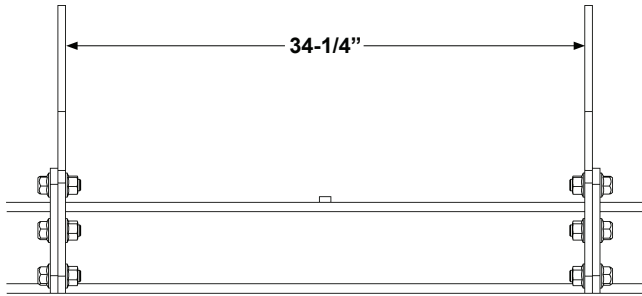


**MOUNTING PLATES: GPTLR-25 AND GPTLR-33****LAST UPDATED  
SEPT 2017 to OCT 2020**

<b>ITEM</b>	<b>QTY.</b>	<b>PART NO.</b>	<b>DESCRIPTION</b>
1	1	298205-01	KIT,MOUNTING PL,GPTLR25/33,34.25 INSIDE
1A	2	297681-01	MNTNG PLATE, GPTLR-25/33, STR
1B	12	901615-04	BOLT HEX FRAME .63-11X2"LG
1C	12	901023-04	FLANGE LOCK NUT, 63-11, ZC
2	1	298205-02	KIT,MOUNTING PL,GPTLR25/33,35.75 OUTSIDE
2A	1	297681-03	MNTNG PLATE, GPTLR-25/33, .25 JOG
2B	1	297681-02	MNTNG PLATE, GPTLR-25/33, .25 JOG
2C	12	901615-04	BOLT HEX FRAME .63-11X2"LG
2D	12	901023-04	FLANGE LOCK NUT, 63-11, ZC
3	1	298205-03	KIT,MOUNTING PL,GPTLR25/33,32.75 INSIDE
3A	1	297681-04	MNTNG PLATE, GPTLR-25/33, .75 JOG
3B	1	297681-05	MNTNG PLATE, GPTLR-25/33, .75 JOG
3C	12	901615-04	BOLT HEX FRAME .63-11X2"LG
3D	12	901023-04	FLANGE LOCK NUT, 63-11, ZC

# MOUNTING PLATES: GPTLR-44 AND GPTLR-55

LAST UPDATED  
SEPT 2017 to OCT 2020



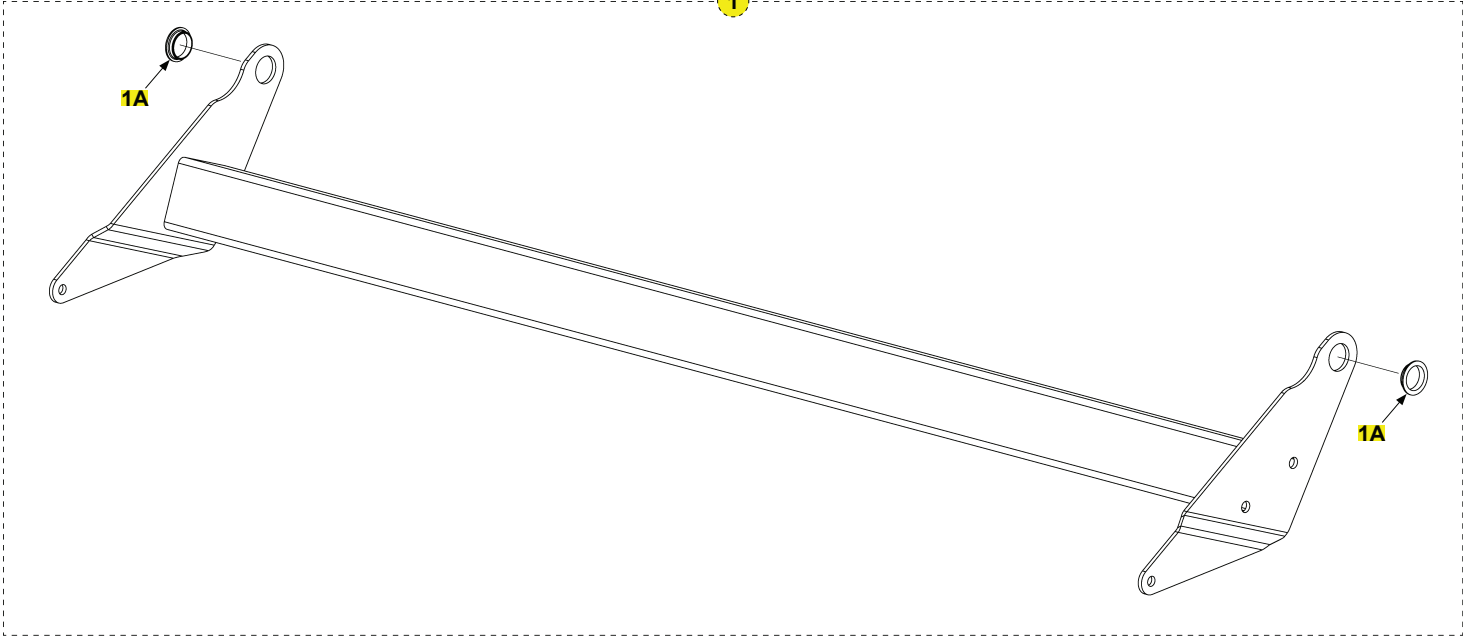
**MOUNTING PLATES: GPTLR-44 AND GPTLR-55**

**LAST UPDATED  
SEPT 2017 to OCT 2020**

<b>ITEM</b>	<b>QTY.</b>	<b>PART NO.</b>	<b>DESCRIPTION</b>
1	1	298210-01	KIT,MOUNTING PL,GPTLR44/55,34.25" INSIDE
1A	2	297682-01	MOUNTING PL, M/F GPTLR44/55,
1B	12	901625-02	BOLT HEX FRAME .75-10X2"LG
1C	12	901023-05	FLANGE LOCK NUT, 75-10, ZC
2	1	298210-02	KIT,MOUNTING PL,GPTLR44/55,35" OUTSIDE & 34" INSIDE
2A	1	297682-02	MOUNTING PL, M/F GPTLR44/55,34.0 & 35.0
2B	1	297682-03	MOUNTING PL, M/F GPTLR44/55,34.0 & 35
2C	12	901625-02	BOLT HEX FRAME .75-10X2"LG
2D	12	901023-05	FLANGE LOCK NUT, 75-10, ZC
3	1	298210-03	KIT,MOUNTING PL,GPTLR44/55,37.25 INSIDE
3A	1	297682-05	MOUNTING PL, M/F GPTLR44/55,37.25 & 33.25
3B	1	297682-04	MOUNTING PL, M/F GPTLR44/55,37.25 & 33.25
3C	12	901625-02	BOLT HEX FRAME .75-10X2"LG
3D	12	901023-05	FLANGE LOCK NUT, 75-10, ZC
4	1	298210-04	KIT,MOUNTING PL,GPTLR44/55,33.25 INSIDE
4A	1	297682-05	MOUNTING PL, M/F GPTLR44/55,37.25 & 33.25
4B	1	297682-04	MOUNTING PL, M/F GPTLR44/55,37.25 & 33.25
4C	12	901625-02	BOLT HEX FRAME .75-10X2"LG
4D	12	901023-05	FLANGE LOCK NUT, 75-10, ZC

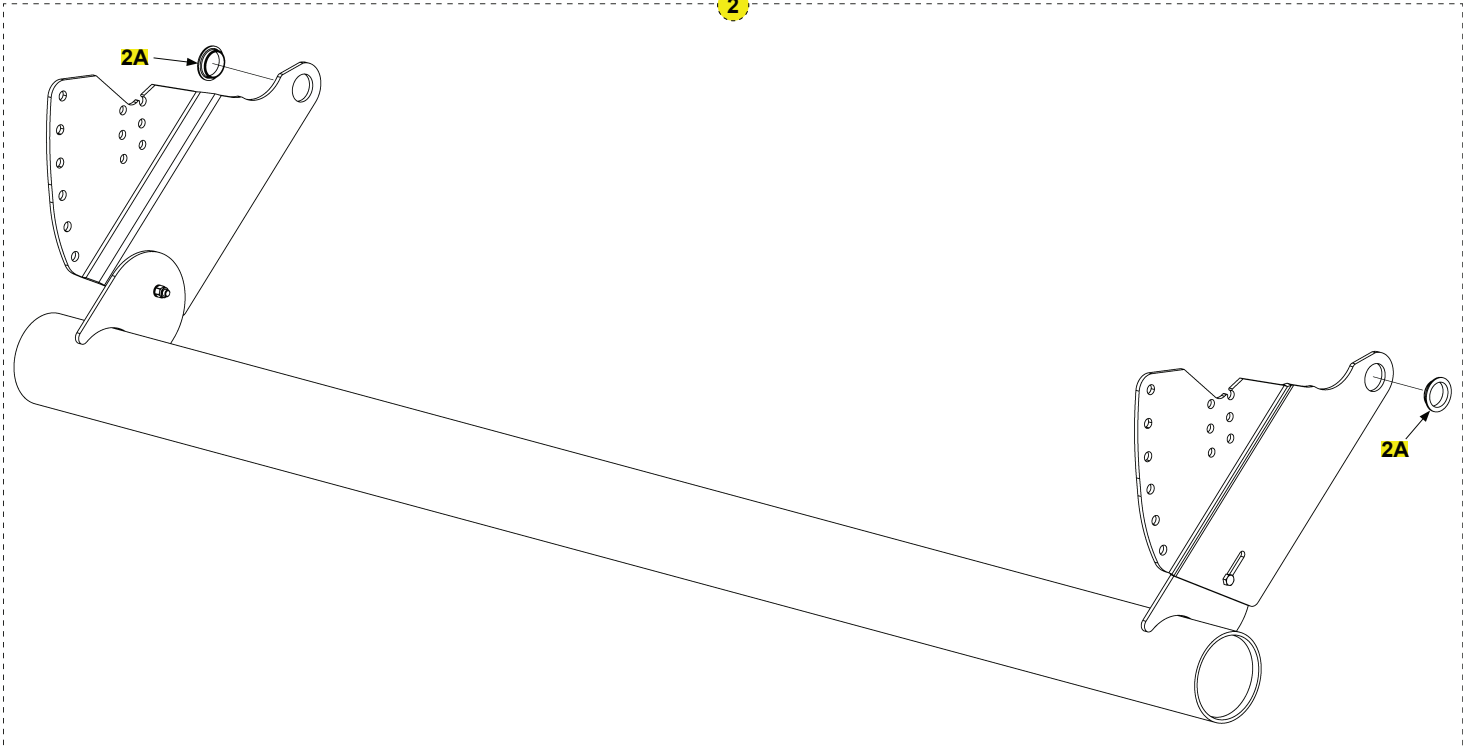


1



ICC BUMPER

2

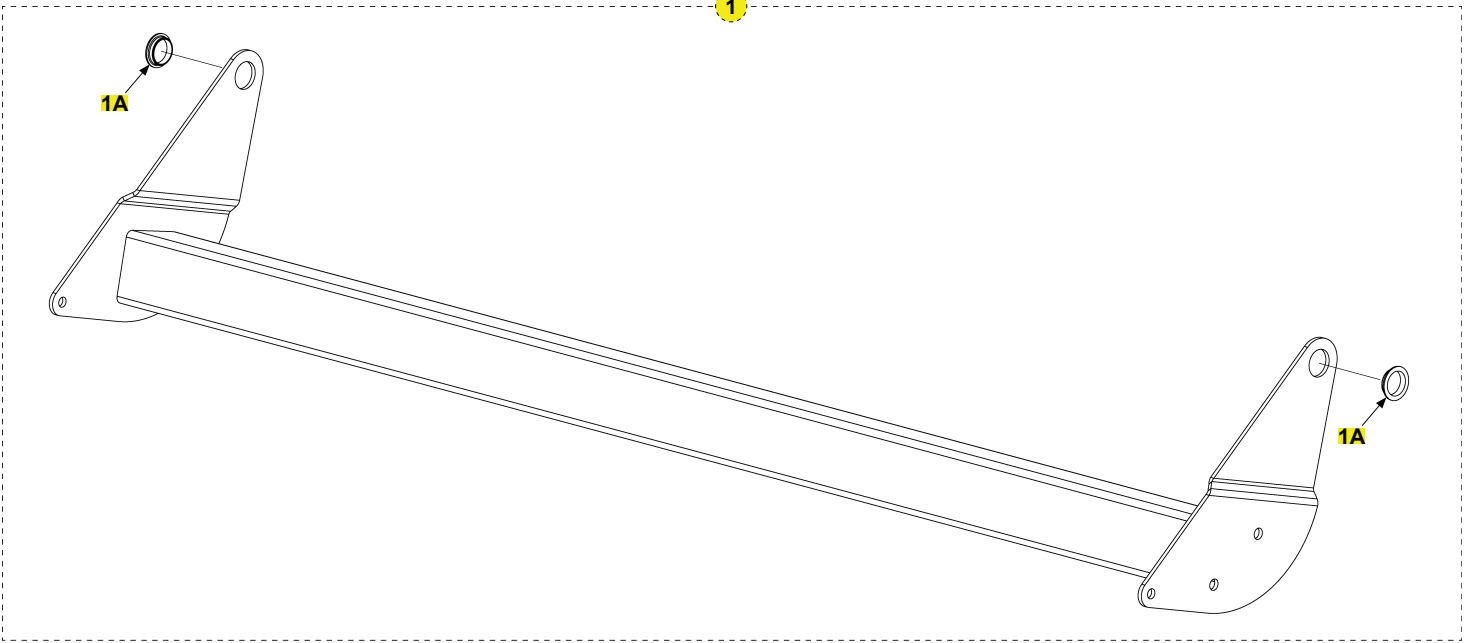


UNDERRIDE

**ICC BUMPER AND UNDERRIDE: GPTLR-25 AND GPTLR-33****LAST UPDATED  
SEPT 2017 to OCT 2020**

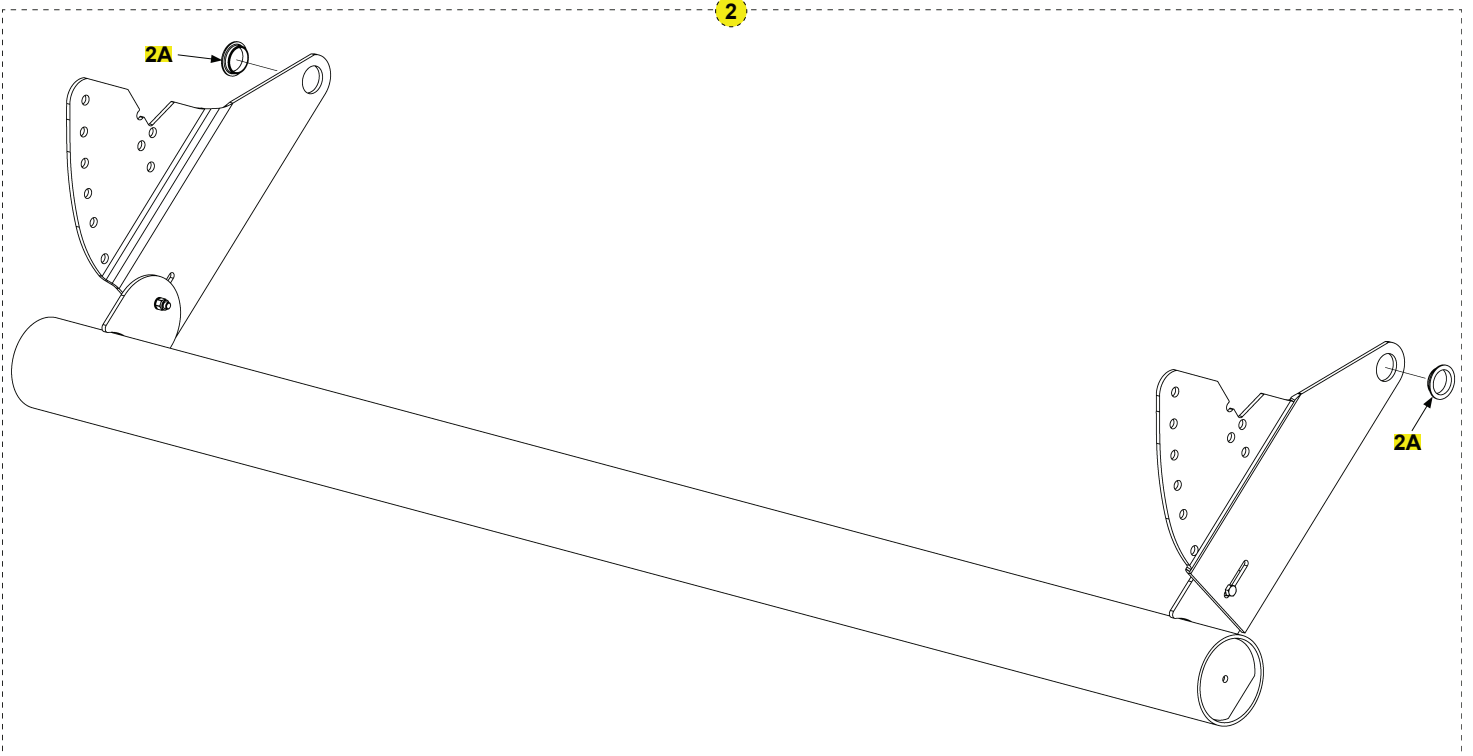
<b>ITEM</b>	<b>QTY</b>	<b>PART NO.</b>	<b>DESCRIPTION</b>
1	1	281580-01G	ICC BUMPER (96" WIDE), GALVANIZED
		281580-02G	ICC BUMPER (102" WIDE), GALVANIZED
1A	2	908088-01	BRG FLG,1.38IDX.38LG
2	1	281429-01G	KIT,U/RIDE,GPTLR25/33,96",GAL
		281429-02G	KIT,U/RIDE,GPTLR25/33,102",GAL
2A	2	908088-01	BRG FLG,1.38IDX.38LG

1



ICC BUMPER

2



UNDERRIDE

**ICC BUMPER AND UNDERRIDE: GPTLR-44 AND GPTLR-55****LAST UPDATED  
SEPT 2017 to OCT 2020**

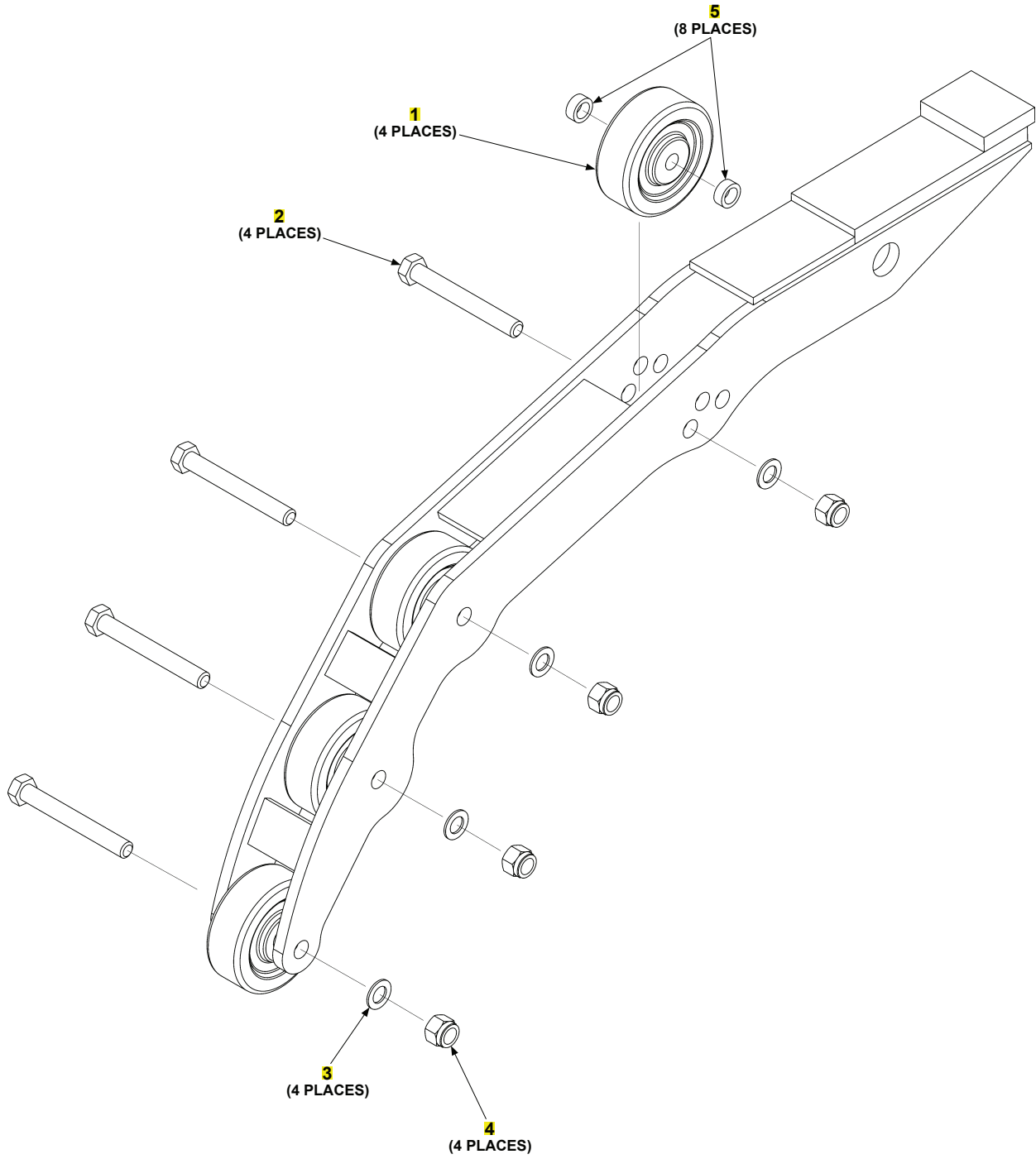
<b>ITEM</b>	<b>QTY</b>	<b>PART NO.</b>	<b>DESCRIPTION</b>
1	1	269673-01G	ICC BMPR ASSY, 96" GPTLR, GALV
		269673-02G	ICC BMPR ASSY, 102" GPTLR, GALV
1A	2	908088-01	BRG FLG, 1.38IDX.38LG
2	1	281399-01G	UNDERRIDE (96" WIDE), GALVANIZED
		281399-02G	UNDERRIDE (102" WIDE), GALVANIZED
2A	2	908088-01	BRG FLG, 1.38IDX.38LG



# OPENER ASSEMBLY: GPTLR-25 AND GPTLR-33

COMPLETE ASSEMBLY:  
**OPENER ASSEMBLY**

LAST UPDATED  
SEPT 2017 to OCT 2020



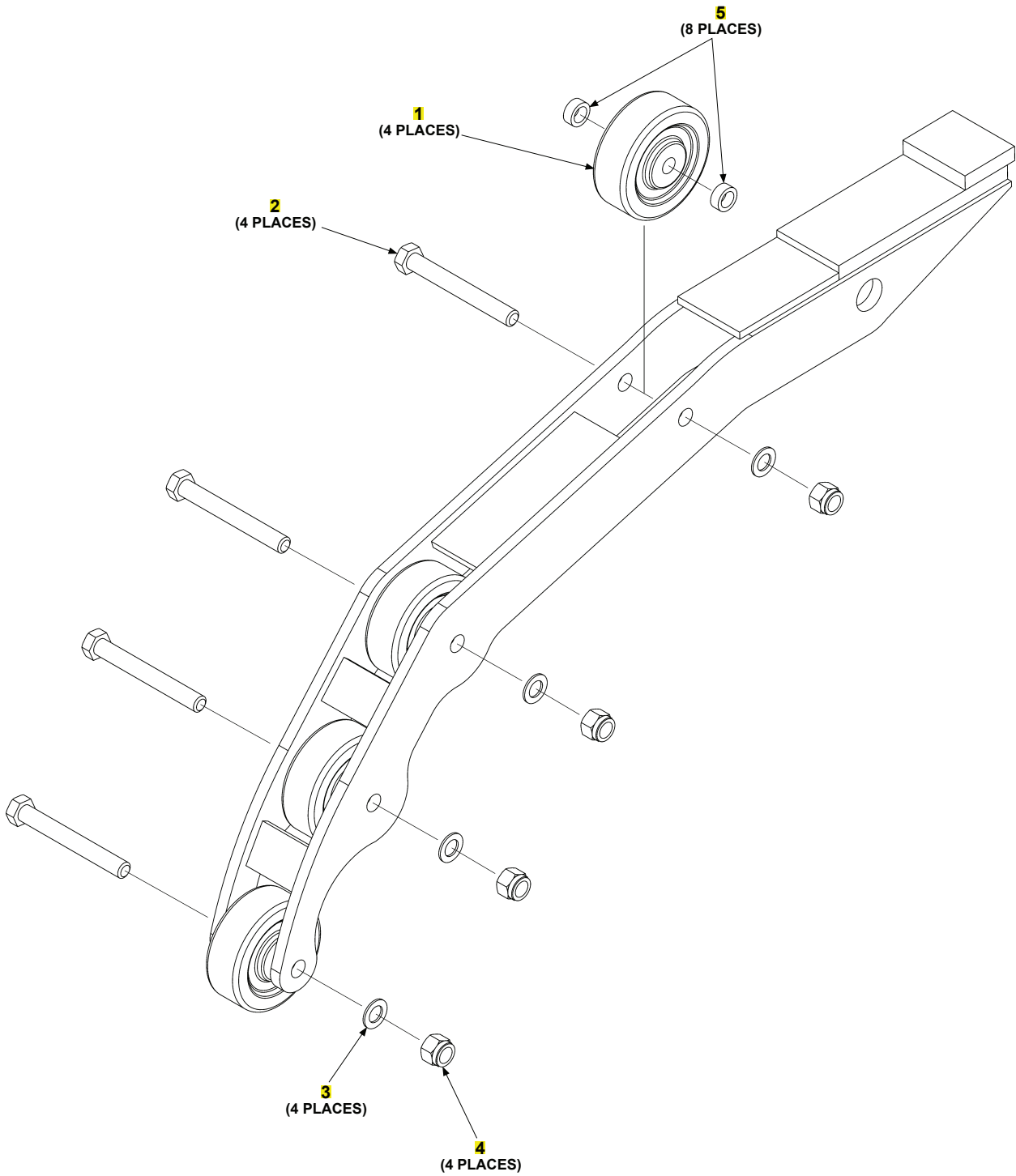
**OPENER ASSEMBLY: GPTLR-25 AND GPTLR-33****LAST UPDATED  
SEPT 2017 to OCT 2020**

<b>ITEM</b>	<b>QTY</b>	<b>PART NO.</b>	<b>DESCRIPTION</b>
REF	1	282275-01G	OPENER ASSEMBLY, GPTLR 25/33, GALVANIZED
1	4	280082-01	ROLLER, OPENER, 3-1/2" X 1-1/4" X 1/2"
2	4	900035-11	CAP SCREW, 1/2"-13 X 4" LG.
3	4	902000-14	FLAT WASHER, 1/2"
4	4	901010	LOCK NUT, 1/2"-13
5	8	092028-10	SPACER

# OPENER ASSEMBLY: GPTLR-44 AND GPTLR-55

COMPLETE ASSEMBLY:  
**OPENER ASSEMBLY**

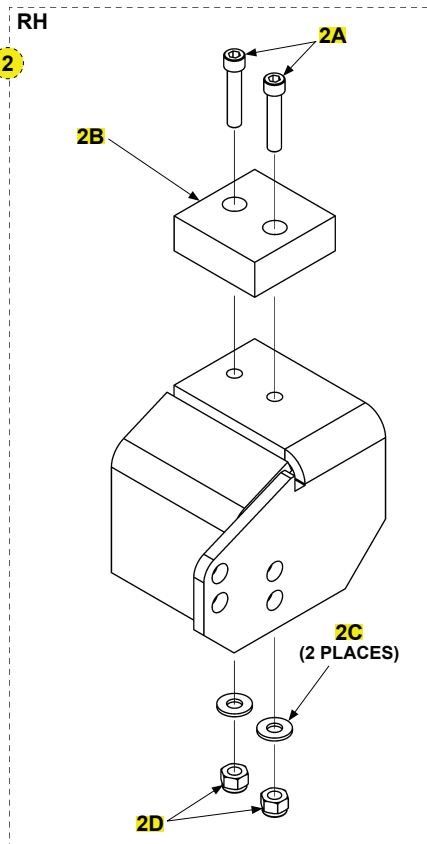
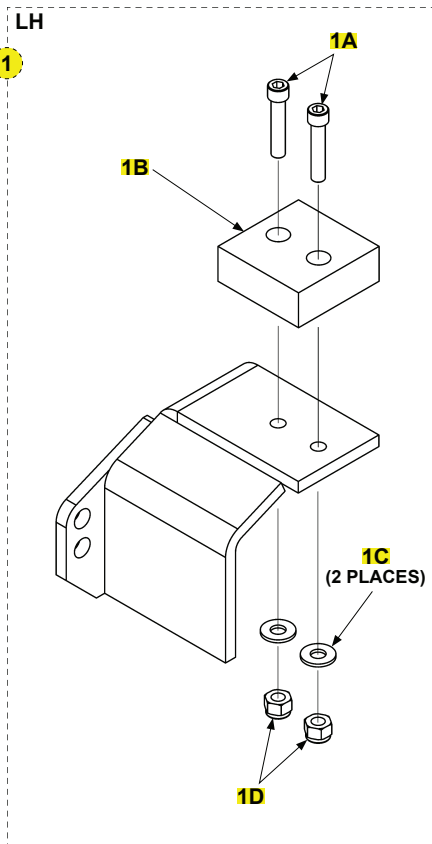
LAST UPDATED  
SEPT 2017 to OCT 2020



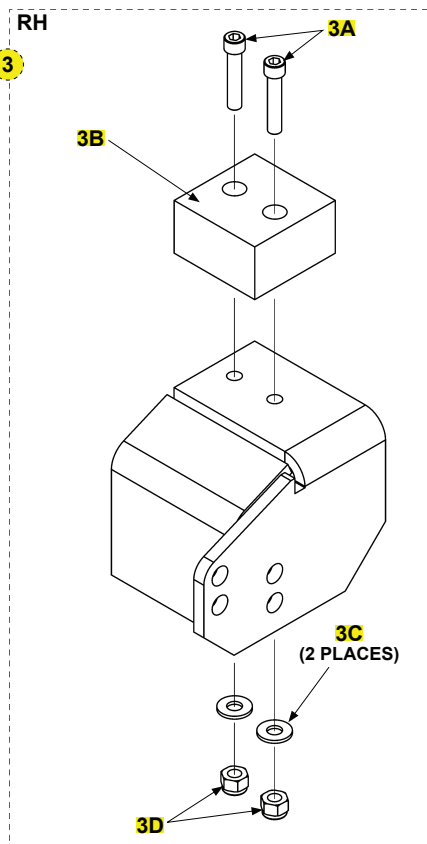
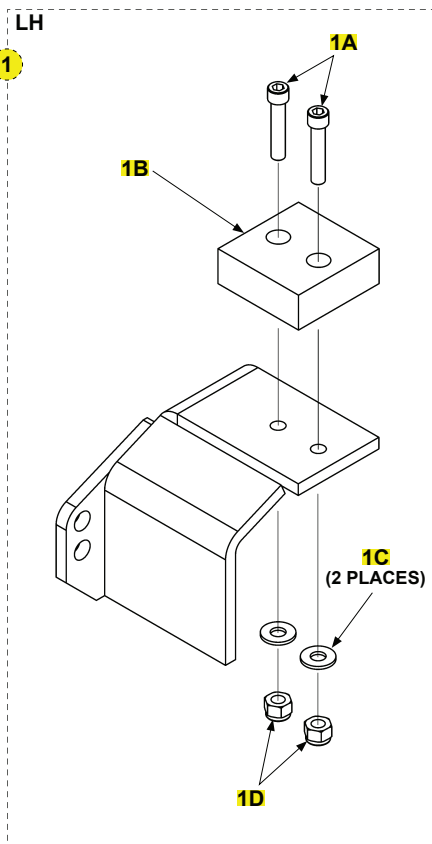
**OPENER ASSEMBLY: GPTLR-44 AND GPTLR-55****LAST UPDATED  
SEPT 2017 to OCT 2020**

<b>ITEM</b>	<b>QTY</b>	<b>PART NO.</b>	<b>DESCRIPTION</b>
REF	1	282505-01G	OPENER ASSEMBLY, GPTLR 44/55, GALVANIZED
1	4	280082-01	OPENER ROLLER, 3-1/2" X 1-1/4" X 1/2"
2	4	900035-11	CAP SCREW, 1/2"-13 X 4" LG.
3	4	902000-14	FLAT WASHER, 1/2"
4	4	901010	LOCK NUT, 1/2"-13
5	8	092028-10	SPACER

FOR STEEL PLATFORM AND FLIPOVER ASSEMBLY OR  
ALUMINUM PLATFORM AND FLIPOVER ASSEMBLY WITH RETENTION RAMP



FOR ALUMINUM PLATFORM AND FLIPOVER ASSEMBLY WITH FIX RAMP

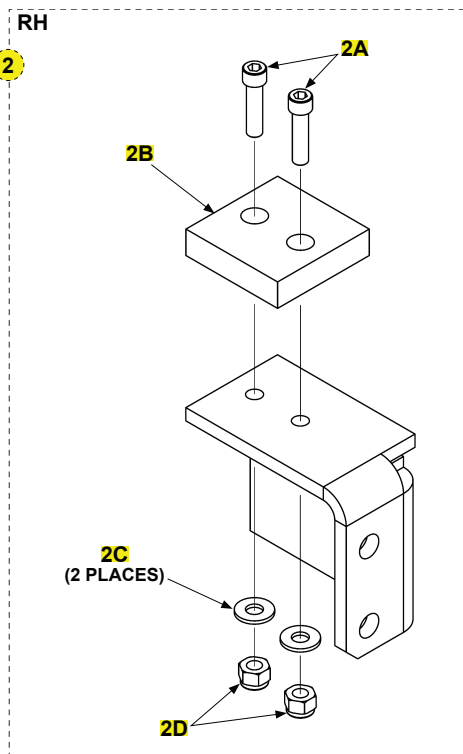
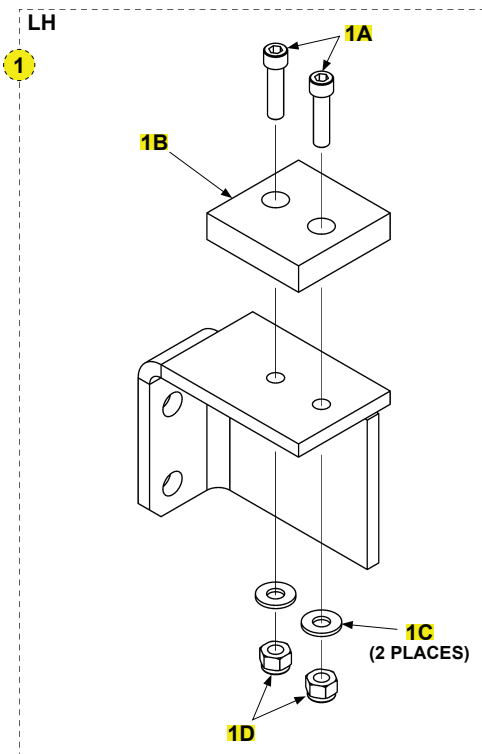


LH AND RH PLATFORM SEATS: GPTLR-25 AND GPTLR-33

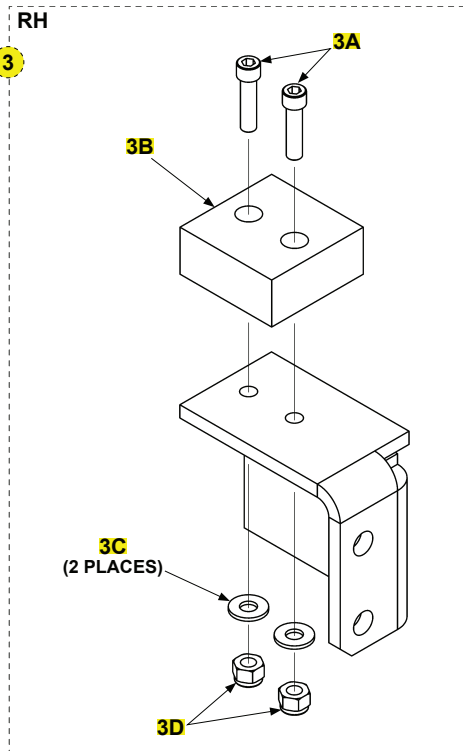
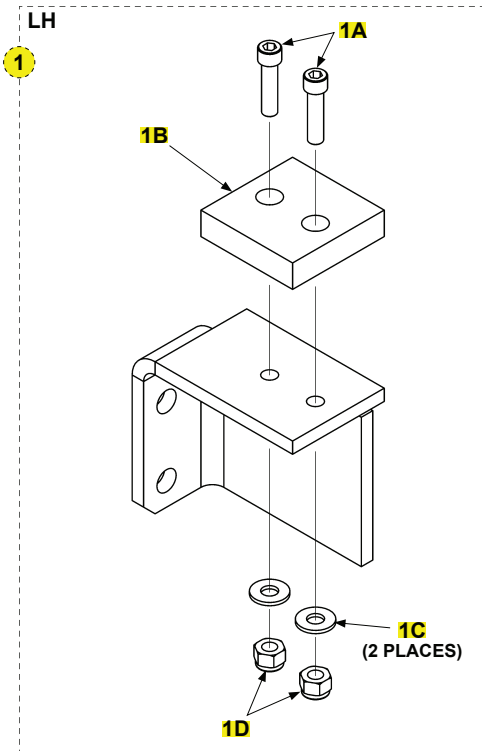
LAST UPDATED  
SEPT 2017 to OCT 2020

ITEM	QTY.	PART NO.	DESCRIPTION
1	1	281650-02G	BRKT P/F HOLDER ASSY,LH,GALV
1A	2	900025-1	SCREW, SOC 1/4-20X1 ALLOY
1B	1	281649-01	PAD, PLASTIC, .5W
1C	2	902013-09	WASHER1/4"ZINC-SAME030564
1D	2	901000	NUT, NYLON 1/4-20 ZINC
2	1	281650-01G	PLATFORM SEAT, RH (3/4" THICK PAD), GALVANIZED
2A	2	900025-1	SCREW, SOC 1/4-20X1 ALLOY
2B	1	281649-01	PAD, PLASTIC, .5W
2C	2	902013-09	WASHER1/4"ZINC-SAME030564
2D	2	901000	NUT, NYLON 1/4-20 ZINC
3	1	281653-01G	BRKT P/F HOLDER ASSY,RH GALV
3A	2	900025-5	SOCKET SCREW, 1/4"-20 X 1-1/4" LG.
3B	1	281652-01	PLASTIC PAD (3/4" THICK PAD)
3C	2	902013-09	FLAT WASHER, 1/4"
3D	2	901000	LOCK NUT, 1/4"-20

FOR STEEL PLATFORM AND FLIPOVER ASSEMBLY OR  
ALUMINUM PLATFORM AND FLIPOVER ASSEMBLY WITH RETENTION RAMP



FOR ALUMINUM PLATFORM AND FLIPOVER ASSEMBLY WITH FIX RAMP



LH AND RH PLATFORM SEATS: GPTLR-44 AND GPTLR-55

LAST UPDATED  
SEPT 2017 to OCT 2020

ITEM	QTY.	PART NO.	DESCRIPTION
1	1	281698-02G	BRACKET P/F HOLDER ASSY,LH,GAL
1A	2	900025-1	SCREW, SOC 1/4-20X1 ALLOY
1B	1	281649-01	PAD, PLASTIC, .5W
1C	2	902013-09	WASHER1/4"ZINC-SAME030564
1D	2	901000	NUT, NYLON 1/4-20 ZINC
2	1	281698-01G	BRACKET P/F HOLDER ASSY,RH,GAL
2A	2	900025-1	SCREW, SOC 1/4-20X1 ALLOY
2B	1	281649-01	PAD, PLASTIC, .5W
2C	2	902013-09	WASHER1/4"ZINC-SAME030564
2D	2	901000	NUT, NYLON 1/4-20 ZINC
3	1	281716-01G	BRACKET P/F HOLDER ASSY,RH,GAL
3A	2	900025-5	SCREW, SOC 1/4-20X1-1/4 ALLOY
3B	1	281652-01	PAD, PLASTIC, .75W
3C	2	902013-09	WASHER1/4"ZINC-SAME030564
3D	2	901000	NUT, NYLON 1/4-20 ZINC

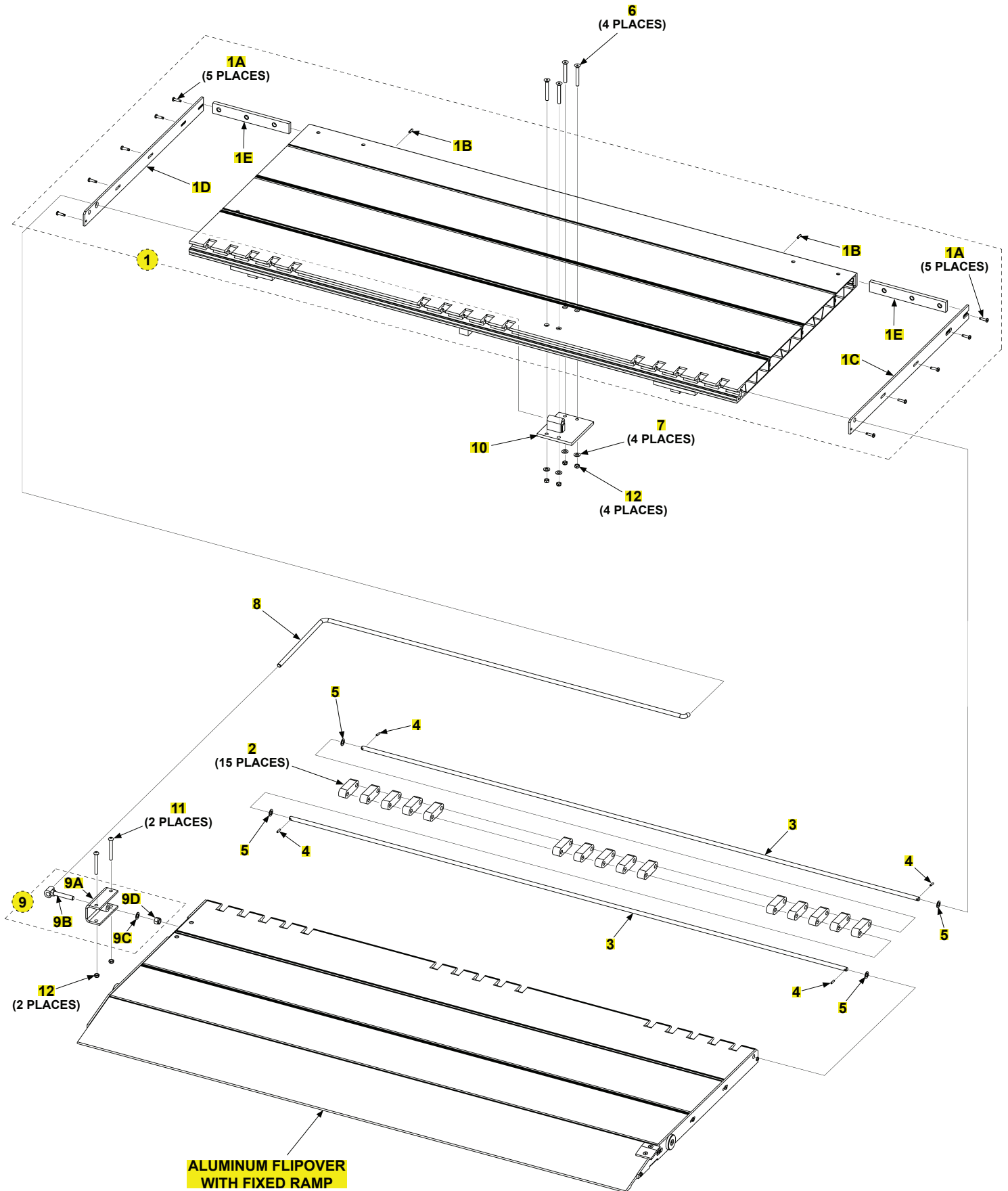


# ALUMINUM PLATFORM AND FLIPOVER ASSEMBLY WITH FIXED RAMP

LAST UPDATED  
SEPT 2017 to OCT 2020

COMPLETE ASSEMBLY:

## ALUMINUM PLATFORM AND FLIPOVER ASSEMBLY WITH FIXED RAMP



**ALUMINUM PLATFORM AND FLIPOVER ASSEMBLY WITH FIXED RAMP**

LAST UPDATED  
SEPT 2017 to OCT 2020

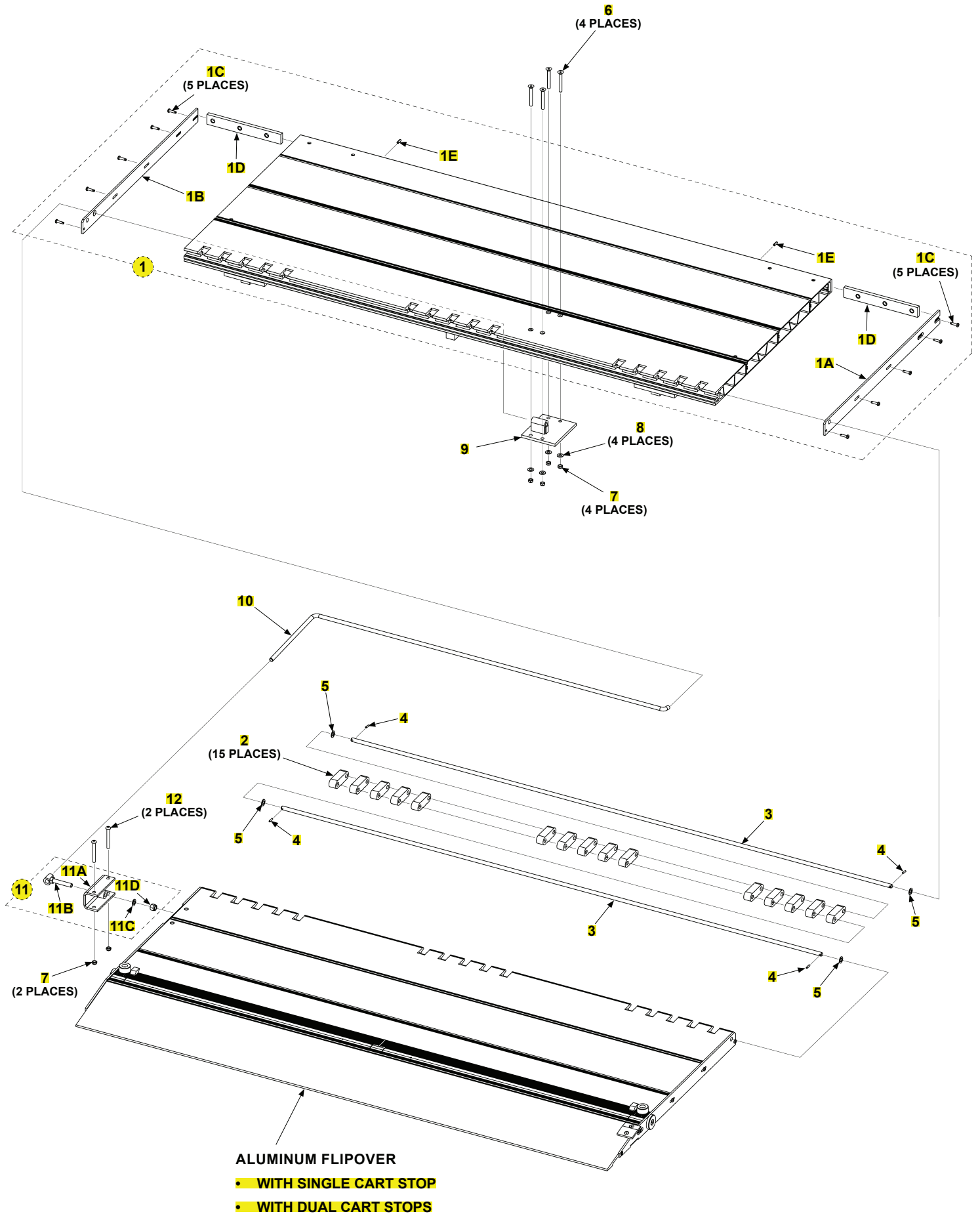
ITEM	QTY.	PART NO.	DESCRIPTION
REF	1	284825-01	PLATFORM & FLIPOVER WITH TORSION BAR, 79-1/2"
		284825-02	PLATFORM & FLIPOVER WITH TORSION BAR, 85-1/2"
		284825-101	PLATFORM & FLIPOVER WITH TORSION BAR, 79-1/2" (MAXGRIP)
		284825-102	PLATFORM & FLIPOVER WITH TORSION BAR, 85-1/2" (MAXGRIP)
1	1	283340-01	PLATFORM ASSEMBLY, 79-1/2" WIDE
		283340-02	PLATFORM ASSEMBLY, 85-1/2" WIDE
		283340-101	PLATFORM ASSEMBLY, 79-1/2" WIDE (MAXGRIP)
		283340-102	PLATFORM ASSEMBLY, 85-1/2" WIDE (MAXGRIP)
1A	10	900705-01	SELF-TAPPING SCREW, 1/4"-20 X 3/4" LG.
1B	2	905033-3	ROLL PIN, 1/4" X 3/4" LG.
1C	1	280987-01	SIDE PLATE, RH
1D	1	281143-01	SIDE PLATE, LH
1E	2	280982-01	PLATFORM BLOCK
2	15	283354-10	HINGE SPACER
3	2	263456-12	HINGE, ROD, 80" LG. (79-1/2" WIDE PLATFORM)
		263456-13	HINGE, ROD, 86" LG. (85-1/2" WIDE PLATFORM)
4	4	905015-1	ROLL PIN, 3/16" X 3/4" LG.
5	4	902000-14	FLAT WASHER, 1/2"
6	4	900040-11	FLAT HEAD SOCKET SCREW, 3/8"-16 X 3" LG, GR8
7	4	902013-11	FLAT WASHER, 3/8"
8	1	281141-01	TORSION BAR
9	1	281135-01	TORSION BAR BRACKET ASSEMBLY
9A	1	281134-01	TORSION BAR BRACKET WLDMT
9B	1	267206-01	ANCHOR BOLT
9C	1	902000-14	FLAT WASHER, 1/2"
9D	1	901010	LOCK NUT, 1/2"-13
10	1	281410-01	TORSION BAR HOLDER
11	2	900064-07	CAP SCREW, 3/8"-16 X 3" LG.
12	2	901016-4	LOCK NUT, THIN HEAD, 3/8"-16, GR8

# ALUMINUM PLATFORM AND FLIPOVER ASSEMBLY WITH CART STOPS

LAST UPDATED  
SEPT 2017 to OCT 2020

COMPLETE ASSEMBLY:

## ALUMINUM PLATFORM AND FLIPOVER ASSEMBLY WITH CART STOPS



**ALUMINUM PLATFORM AND FLIPOVER ASSEMBLY WITH CART STOPS**

LAST UPDATED  
SEPT 2017 to OCT 2020

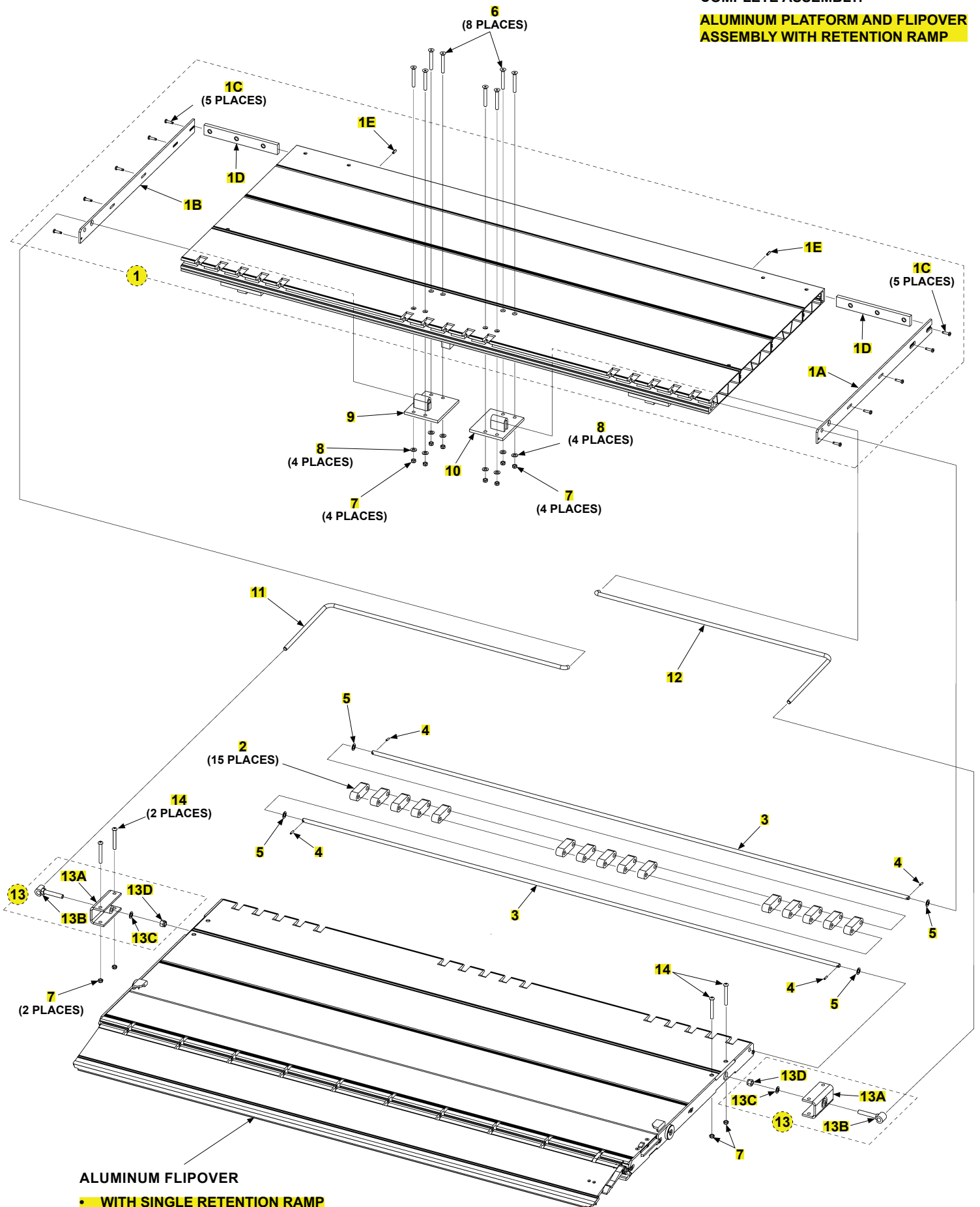
ITEM	QTY.	PART NO.	DESCRIPTION
REF	1	284825-31	PLATFORM & FLIPOVER WITH DUAL CART STOP, 79-1/2"
		284825-32	PLATFORM & FLIPOVER WITH DUAL CART STOP, 85-1/2"
		284825-33	PLATFORM & FLIPOVER WITH SINGLE CART STOP, 79-1/2"
		284825-34	PLATFORM & FLIPOVER WITH SINGLE CART STOP, 85-1/2"
		284825-131	PLATFORM & FLIPOVER WITH DUAL CART STOP, 79-1/2" (MAXGRIP)
		284825-132	PLATFORM & FLIPOVER WITH DUAL CART STOP, 85-1/2" (MAXGRIP)
		284825-133	PLATFORM & FLIPOVER WITH SINGLE CART STOP, 79-1/2" (MAXGRIP)
		284825-134	PLATFORM & FLIPOVER WITH SINGLE CART STOP, 85-1/2" (MAXGRIP)
1	1	283340-01	PLATFORM ASSEMBLY, 79-1/2" WIDE
		283340-02	PLATFORM ASSEMBLY, 85-1/2" WIDE
		283340-101	PLATFORM ASSEMBLY, 79-1/2" WIDE (MAXGRIP)
		283340-102	PLATFORM ASSEMBLY, 85-1/2" WIDE (MAXGRIP)
1A	1	280987-01	SIDE PLATE, RH, PLATFORM
1B	1	281143-01	SIDE PLATE, LH, PLATFORM
1C	10	900705-01	SELF-TAPPING SCREW, 1/4"-20 X 1" LG.
1D	2	280982-01	PLATFORM BLOCK
1E	2	905033-3	ROLL PIN, 1/4" X 3/4" LG.
2	15	283354-10	HINGE SPACER
3	2	263456-12	HINGE, ROD, 80" LG. (79-1/2" WIDE PLATFORM)
		263456-13	HINGE, ROD, 86" LG. (85-1/2" WIDE PLATFORM)
4	4	905015-1	ROLL PIN, 3/16" X 3/4" LG.
5	4	902000-14	FLAT WASHER, 1/2"
6	4	900040-11	FLAT HEAD SOCKET SCREW, 3/8"-16 X 3" LG, GR8
7	6	901016-4	LOCK NUT, THIN HEAD, 3/8"-16, GR8
8	4	902013-11	FLAT WASHER, 3/8"
9	1	281410-01	TORSION BAR HOLDER
10	1	281141-01	TORSION BAR
11	1	281135-01	TORSION BAR BRACKET ASSEMBLY
11A	1	281134-01	TORSION BAR BRACKET WLDMT
11B	1	267206-01	ANCHOR BOLT
11C	1	902000-14	FLAT WASHER, 1/2"
11D	1	901010	LOCK NUT, 1/2"-13
12	2	900064-07	CAP SCREW, 3/8"-16 X 3" LG.

# ALUMINUM PLATFORM AND FLIPOVER ASSEMBLY WITH RETENTION RAMP

LAST UPDATED  
SEPT 2017 to OCT 2020

COMPLETE ASSEMBLY:

**ALUMINUM PLATFORM AND FLIPOVER  
ASSEMBLY WITH RETENTION RAMP**



## ALUMINUM FLIPOVER

- WITH SINGLE RETENTION RAMP
- WITH SINGLE RETENTION RAMP AND CART STOPS
- WITH DUAL RETENTION RAMPS
- WITH DUAL RETENTION RAMPS AND CART STOPS

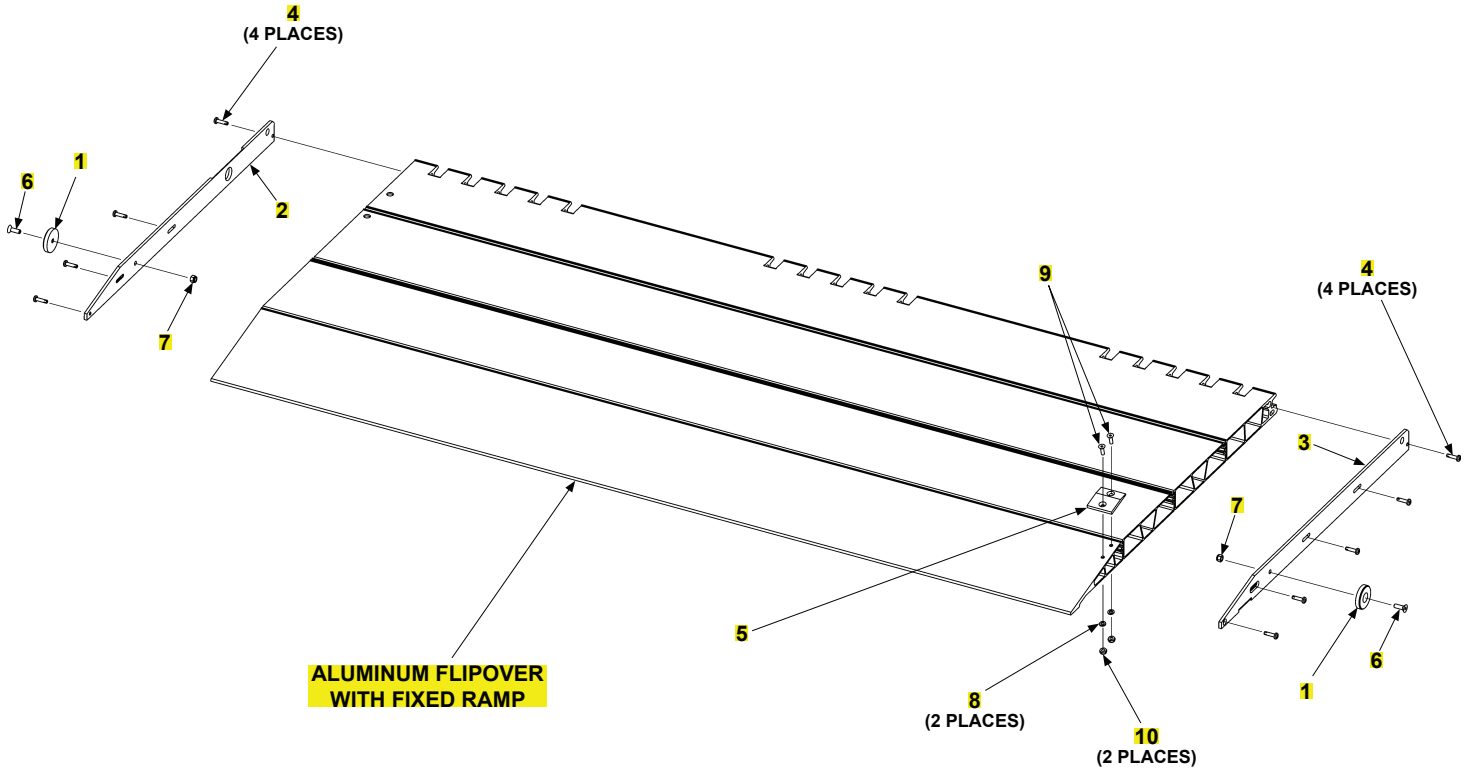
## ALUMINUM PLATFORM AND FLIPOVER ASSEMBLY WITH RETENTION RAMP

LAST UPDATED  
SEPT 2017 to OCT 2020

ITEM	QTY.	PART NO.	DESCRIPTION
REF	1	284825-41	PLATFORM & FLIPOVER WITH SGL RET RAMP, 79-1/2"
		284825-42	PLATFORM & FLIPOVER WITH SGL RET RAMP, 85-1/2"
		284825-51	P/F & F/O ASSY,W/DRR,79.5" LG
		284825-52	P/F & F/O ASSY,W/DRR,85.5" LG
		284825-61	P/F&F/O ASSY,W/SRR/CST, 68"X79.5"LG
		284825-62	P/F&F/O ASSY,W/SRR/CST, 68"X85.5"LG
		284825-71	P/F&F/O ASSY,W/DRR/CST, 68"X79.5"LG
		284825-72	P/F&F/O ASSY,W/DRR/CST, 68"X85.5"LG
		284825-141	PLATFORM & FLIPOVER WITH SGL RET RAMP, 79-1/2" (MAXGRIP)
		284825-142	PLATFORM & FLIPOVER WITH SGL RET RAMP, 85-1/2" (MAXGRIP)
		284825-151	P/F & F/O ASSY, W/DRR, 79.5"LG,MAXGRIP
		284825-152	P/F & F/O ASSY, W/DRR, 85.5"LG,MAXGRIP
		284825-161	P/F&F/O ASSY,W/SRR/CST, 68"X79.5"LG,MAXGRIP
		284825-162	P/F&F/O ASSY,W/SRR/CST, 68"X85.5"LG,MAXGRIP
		284825-171	P/F&F/O ASSY,W/DRR/CST, 68"X79.5"LG,MAXGRIP
		284825-172	P/F&F/O ASSY,W/DRR/CST, 68"X85.5"LG,MAXGRIP
1	1	283340-03	PLATFORM ASSEMBLY WITH SGL RET RAMP, 79-1/2" WIDE
		283340-04	PLATFORM ASSEMBLY WITH SGL RET RAMP, 85-1/2" WIDE
		283340-103	PLATFORM ASSEMBLY WITH SGL RET RAMP, 79-1/2" WIDE (MAXGRIP)
		283340-104	PLATFORM ASSEMBLY WITH SGL RET RAMP, 85-1/2" WIDE (MAXGRIP)
1A	1	281143-02	SIDE PLATE, RH, PLATFORM
1B	1	281143-01	SIDE PLATE, LH, PLATFORM
1C	10	900705-01	SELF-TAPPING SCREW, 1/4"-20 X 1" LG.
1D	2	280982-01	PLATFORM BLOCK
1E	2	905033-3	ROLL PIN, 1/4" DIA. X 3/4" LG.
2	15	283354-10	HINGE SPACER
3	2	263456-12	HINGE, ROD, 80" LG. (79-1/2" WIDE PLATFORM)
		263456-13	HINGE, ROD, 86" LG. (85-1/2" WIDE PLATFORM)
4	4	905015-1	ROLL PIN, 3/16" DIA. X 3/4" LG.
5	4	902000-14	FLAT WASHER, 1/2"
6	8	900040-11	FLAT HEAD SOCKET SCREW, 3/8"-16 X 3" LG, GR8
7	12	901016-4	LOCK NUT, 3/8"-16, THIN HEAD
8	8	902013-11	FLAT WASHER, 3/8"
9	1	281410-01	TORSION BAR HOLDER, LH
10	1	281410-02	TORSION BAR HOLDER, RH
11	1	281414-01	TORSION BAR, LH
12	1	281414-02	TORSION BAR, RH
13	2	281135-01	TORSION BAR BRACKET ASSEMBLY
13A	2	281134-01	TORSION BAR BRACKET WLDMT
13B	2	267206-01	ANCHOR BOLT
13C	2	902000-14	FLAT WASHER, 1/2"
13D	2	901010	LOCK NUT, 1/2"-13
14	4	900064-07	CAP SCREW, 3/8"-16 X 3" LG.

# ALUMINUM FLIPOVER WITH FIXED RAMP

LAST UPDATED  
SEPT 2017 to OCT 2020



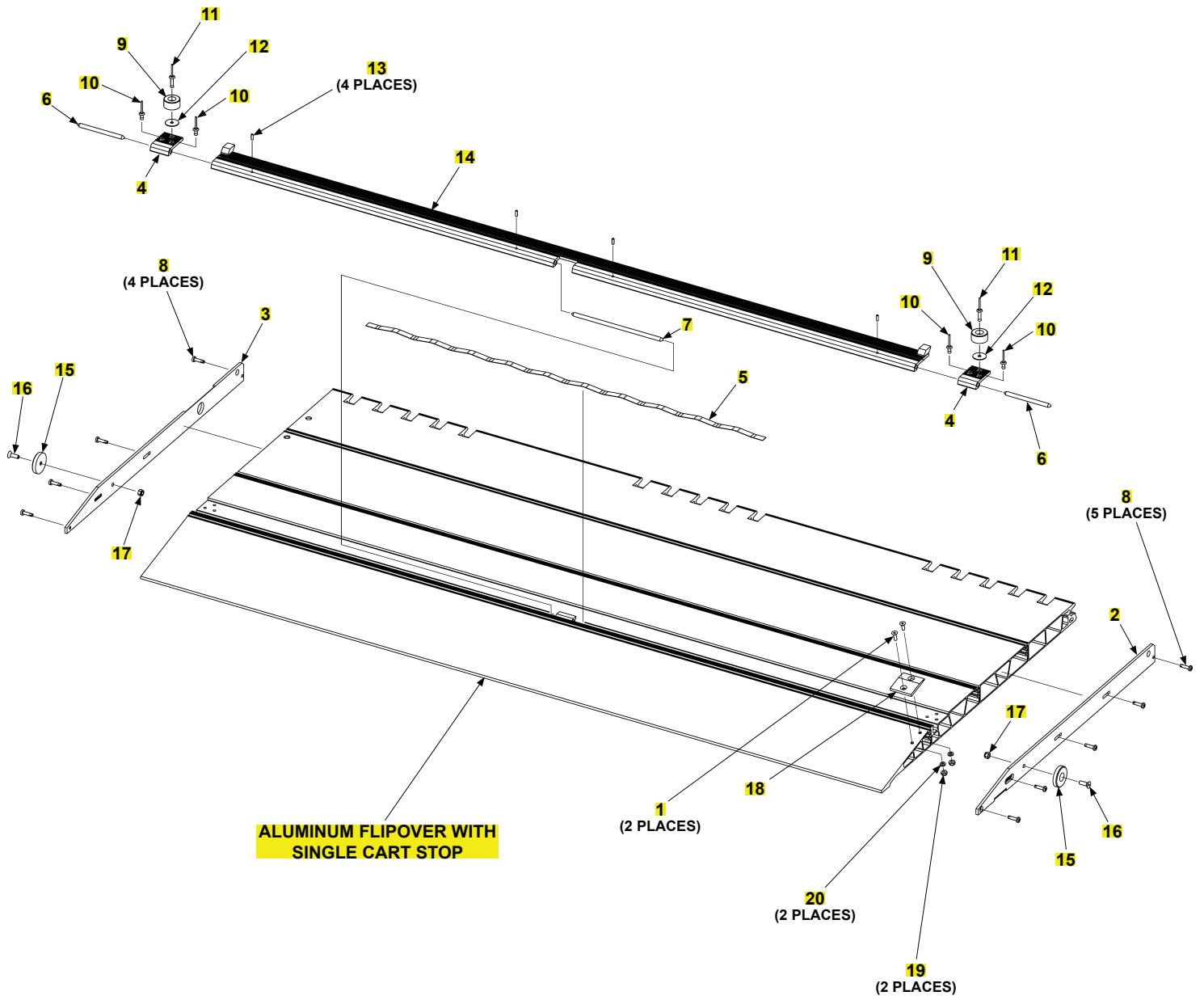
**ALUMINUM FLIPOVER WITH FIXED RAMP****LAST UPDATED  
SEPT 2017 to OCT 2020**

<b>ITEM</b>	<b>QTY.</b>	<b>PART NO.</b>	<b>DESCRIPTION</b>
REF	1	284815-01	FLIPOVER ASSEMBLY FIXED RAMP, 79-1/2" WIDE
		284815-02	FLIPOVER ASSEMBLY WITH FIXED RAMP, 85-1/2" WIDE
		284815-101	FLIPOVER ASSEMBLY WITH FIXED RAMP, 79-1/2" WIDE (MAXGRIP)
		284815-102	FLIPOVER ASSEMBLY WITH FIXED RAMP, 85-1/2" WIDE (MAXGRIP)
1	2	284567-01	BUMPER, PLATFORM FIT
2	1	284816-01	SIDE PLATE, LH
3	1	284814-01	SIDE PLATE, RH
4	9	900705-01	SELF-TAPPING SCREW, 1/4"-20 X 3/4" LG.
5	1	269477-01	LATCH SUPPORT PLATE
6	2	900021-3	SOCKET HEAD SCREW, 5/16"- 18 X 1" LG.
7	2	901001	LOCK NUT, 5/16" - 18
8	2	902000-1	FLAT WASHER, 1/4"
9	2	900044-5	SOCKET HEAD SCREW, 1/4"-20 X 7/8" LG.
10	2	901016-2	LOCK NUT, 1/4"-20, THIN HEAD



# ALUMINUM FLIPOVER WITH SINGLE CART STOP

LAST UPDATED  
SEPT 2017 to OCT 2020



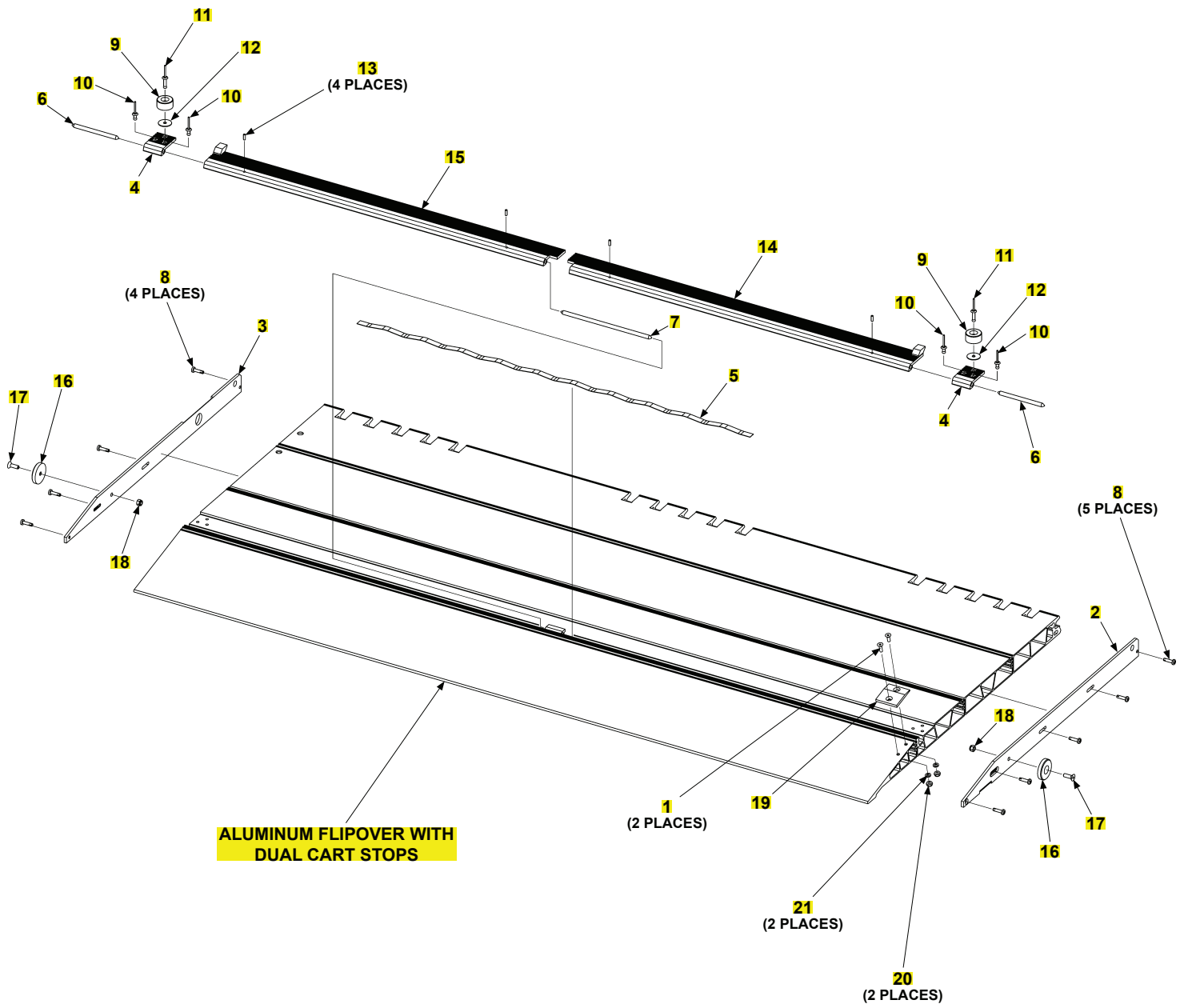
## ALUMINUM FLIPOVER WITH SINGLE CART STOP

LAST UPDATED  
SEPT 2017 to OCT 2020

ITEM	QTY.	PART NO.	DESCRIPTION
REF	1	284820-03	FLIPOVER ASSEMBLY WITH CART STOP, 79-1/2" LG.
		284820-04	FLIPOVER ASSEMBLY WITH CART STOP, 85-1/2" LG.
		284820-103	FLIPOVER ASSEMBLY WITH CART STOP, 79-1/2" LG. (MAXGRIP)
		284820-104	FLIPOVER ASSEMBLY WITH CART STOP, 85-1/2" LG. (MAXGRIP)
1	2	900044-5	SOCKET HEAD SCREW, 1/4" - 20 X 7/8" LG.
2	1	284814-01	SIDE PLATE GPTLR AL F/O, RH
3	1	284816-01	SIDE PLATE GPTLR AL F/O, LH
4	2	267088-01	CART STOP LINK
5	1	267581-01	SPRING, CART STOP, 42" LG.
6	2	267094-03	PIN, 5" LG.
7	1	267094-04	PIN, 9-3/4" LG.
8	9	900705-01	SELF-TAPPING SCREW, 1/4"-20 X 3/4" LG.
9	2	905314-05	BUMPER
10	4	903705-02	RIVET, BLIND, 1/4" X 5/8" LG.
11	2	903705-06	RIVET, BLIND, 1/4" X 1-7/32" LG.
12	2	903409-07	FENDER WASHER, 9/32" X 1-1/4" O.D.
13	4	904719-03	ROLL PIN, 3/16" THK. X 9/16" LG, STAINLESS STEEL
14	1	267092-08	CART STOP WLDMT, 79" P/F, SNGL
		267092-09	CART STOP WLDMT, 85" P/F, SNGL
15	2	284567-01	BUMPER, PLATFORM FIT
16	2	900021-3	SOCKET HEAD SCREW, 5/16"- 18 X 1" LG.
17	2	901001	LOCK NUT, 5/16" - 18
18	1	269477-01	LATCH SUPPORT PLATE
19	2	901016-2	LOCK NUT, 1/4"-20, THIN HEAD
20	2	902000-1	FLAT WASHER, 1/4"

# ALUMINUM FLIPOVER WITH DUAL CART STOPS

LAST UPDATED  
SEPT 2017 to OCT 2020



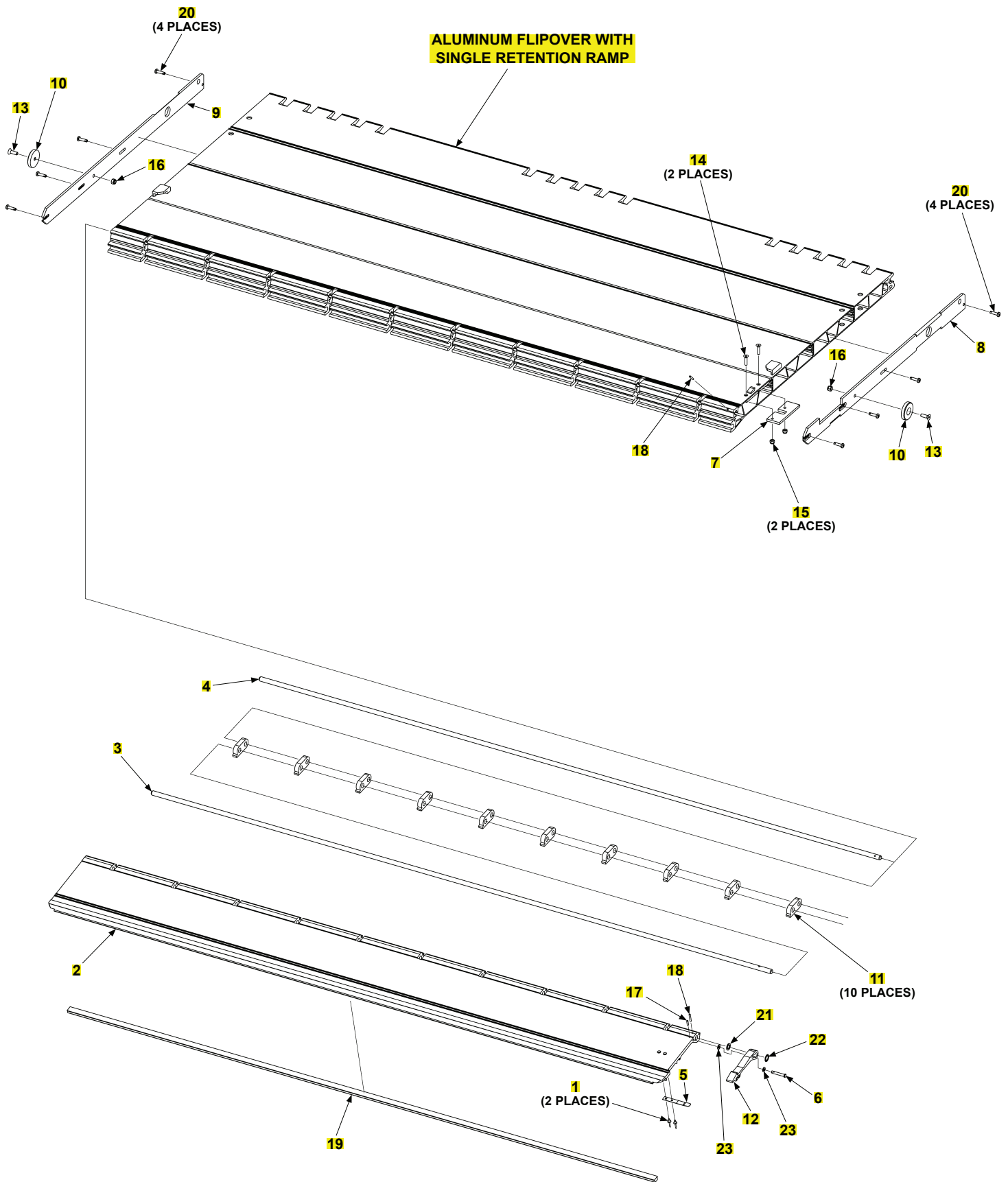
**ALUMINUM FLIPOVER WITH DUAL CART STOPS**

LAST UPDATED  
SEPT 2017 to OCT 2020

ITEM	QTY.	PART NO.	DESCRIPTION
REF	1	284820-01	FLIPOVER ASSEMBLY WITH CART STOPS, 79-1/2" LG.
		284820-02	FLIPOVER ASSEMBLY WITH CART STOPS, 85-1/2" LG.
		284820-101	FLIPOVER ASSEMBLY WITH CART STOPS, 79-1/2" LG. (MAXGRIP)
		284820-102	FLIPOVER ASSEMBLY WITH CART STOPS, 85-1/2" LG. (MAXGRIP)
1	2	900044-5	SOCKET HEAD SCREW, 1/4"-20 X 7/8", LG.
2	1	284814-01	SIDE PLATE, RH
3	1	284816-01	SIDE PLATE, LH
4	2	267088-01	CART STOP LINK
5	1	267581-01	SPRING, CART STOP, 42" LG.
6	2	267094-03	PIN, 5" LG.
7	1	267094-04	PIN, 9-3/4" LG.
8	9	900705-01	SELF-TAPPING SCREW, 1/4"-20 X 1" LG.
9	2	905314-05	BUMPER
10	4	903705-02	RIVET, BLIND, 1/4" X 5/8" LG.
11	2	903705-06	RIVET, BLIND, 1/4" X 1-7/32" LG.
12	2	903409-07	FENDER WASHER, 9/32" X 1-1/4" O.D.
13	4	904719-03	ROLL PIN, 3/16" THK. X 9/16" LG, STAINLESS STEEL
14	1	267092-04	CART STOP WLDMT,79"P/F,DUAL,RH
		267092-06	CART STOP WLDMT,85"P/F,DUAL,RH
15	1	267092-05	CART STOP WLDMT,79"P/F,DUAL,LH
		267092-07	CART STOP WLDMT,85"P/F,DUAL,LH
16	2	284567-01	BUMPER, PLATFORM FIT
17	2	900021-3	SOCKET HEAD SCREW, 5/16"-18 X 1" LG.
18	2	901001	LOCK NUT, 5/16"-18
19	1	269477-01	LATCH SUPPORT PLATE
20	2	901016-2	LOCK NUT, 1/4"-20, THIN HEAD
21	2	902000-1	FLAT WASHER, 1/4"

# ALUMINUM FLIPOVER WITH SINGLE RETENTION RAMP

LAST UPDATED  
SEPT 2017 to OCT 2020



## ALUMINUM FLIPOVER WITH SINGLE RETENTION RAMP

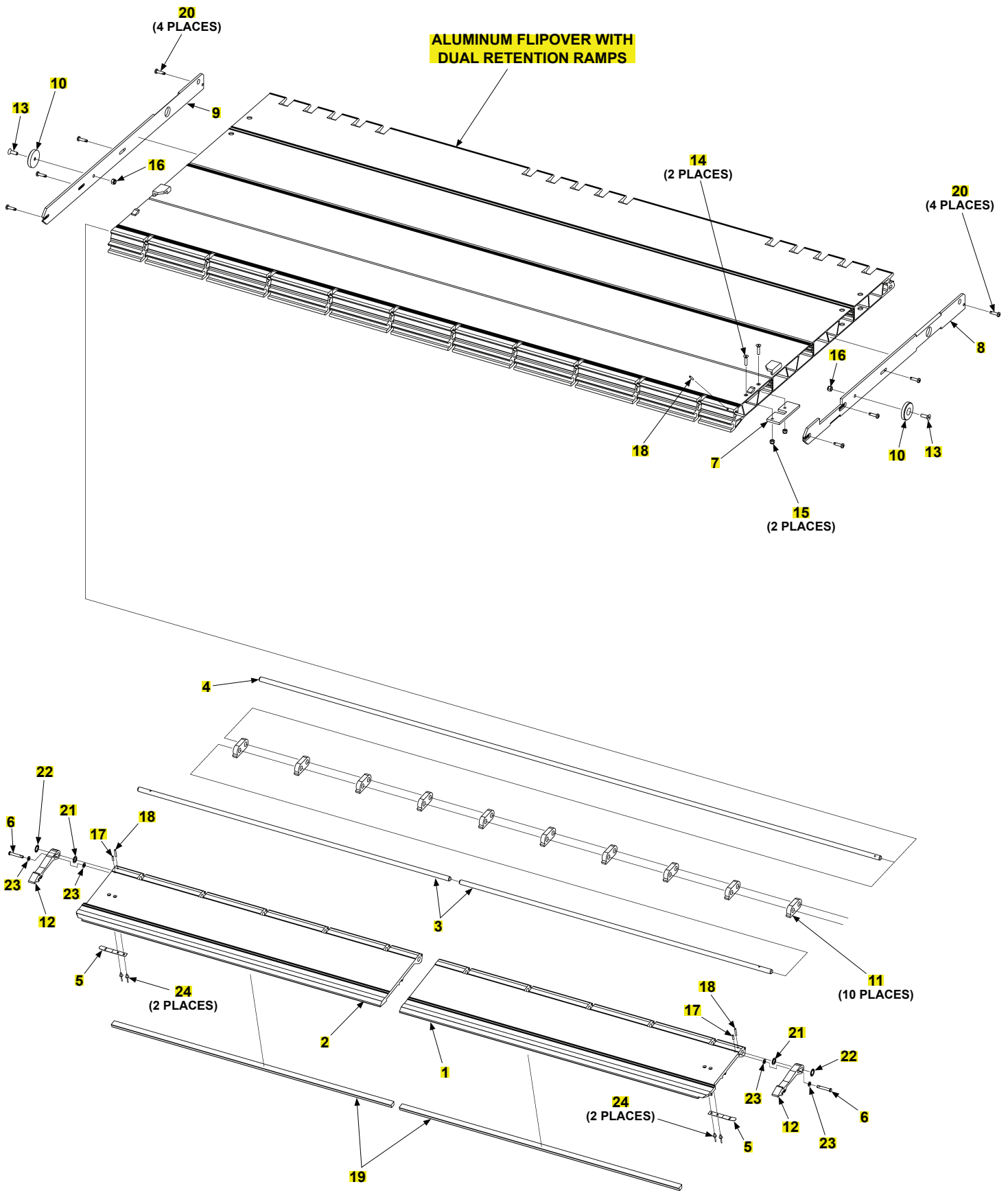
LAST UPDATED  
SEPT 2017 to OCT 2020

ITEM	QTY.	PART NO.	DESCRIPTION
REF	1	284655-01	FLIPOVER ASSEMBLY WITH SINGLE RETENTION RAMP, 79-1/2" LG.
		284655-02	FLIPOVER ASSEMBLY WITH SINGLE RETENTION RAMP, 85-1/2" LG.
		284655-101	FLIPOVER ASSEMBLY WITH SINGLE RETENTION RAMP, 79-1/2" LG. (MAXGRIP)
		284655-102	FLIPOVER ASSEMBLY WITH SINGLE RETENTION RAMP, 85-1/2" LG. (MAXGRIP)
1	2	904005-1	RIVET, 3/16" DIA. X 7/16" LG.
2	1	267041-01	RETENTION RAMP, 77-7/8" LG.
		267041-02	RETENTION RAMP, 83-7/8" LG.
3	1	267045-01	HINGE, ROD, 78-9/16" (79-1/2" LG. FLIPOVER)
		267045-03	HINGE, ROD, 84-9/16" (85-1/2" LG. FLIPOVER)
4	1	267045-02	HINGE, ROD, 78-3/4" (79-1/2" LG. FLIPOVER)
		267045-04	HINGE, ROD, 84-3/4" (85-1/2" LG. FLIPOVER)
5	1	267326-01	SPRING, RETENTION RAMP HOOK
6	1	283951-01	CLEVIS PIN, 1/4" X 1-5/8" LG.
7	1	284549-01G	LATCH SUPPORT PLATE, GALVANIZED
8	1	284566-02	SIDE PLATE, RH
9	1	284566-01	SIDE PLATE, LH
10	2	284567-01	BUMPER, PLATFORM FIT
11	10	311022-10	HINGE SPACER
12	1	311038-11	RETENTION RAMP HOOK
13	2	900021-3	SOCKET HEAD SCREW, 5/16" - 18 X 1" LG.
14	2	900711-06	SOCKET HEAD SCREW, 1/4" - 20 X 1-1/8" LG.
15	2	901000	LOCK NUT, 1/4" - 20
16	2	901001	LOCK NUT, 5/16" - 18
17	1	905007-03	ROLL PIN, 5/32" X 5/8" LG.
18	2	905007-07	ROLL PIN, 5/32" X 1" LG.
19	1	905318-01	BUMPER, 74-1/2" LG.
		905318-02	BUMPER, 80-1/2" LG.
20	8	900705-01	SELF-TAPPING SCREW, 1/4"- 20 X 3/4" LG.
21	1	903413-02	FLAT WASHER, NYLON, 1/2"
22	1	903420-01	RETAINING RING, SELF LOCKING, 1/2"
23	2	903421-02	WASHER, NYLON, 1/4"

# ALUMINUM FLIPOVER WITH DUAL RETENTION RAMPS

LAST UPDATED  
SEPT 2017 to OCT 2020

## ALUMINUM FLIPOVER WITH DUAL RETENTION RAMPS



## ALUMINUM FLIPOVER WITH DUAL RETENTION RAMPS

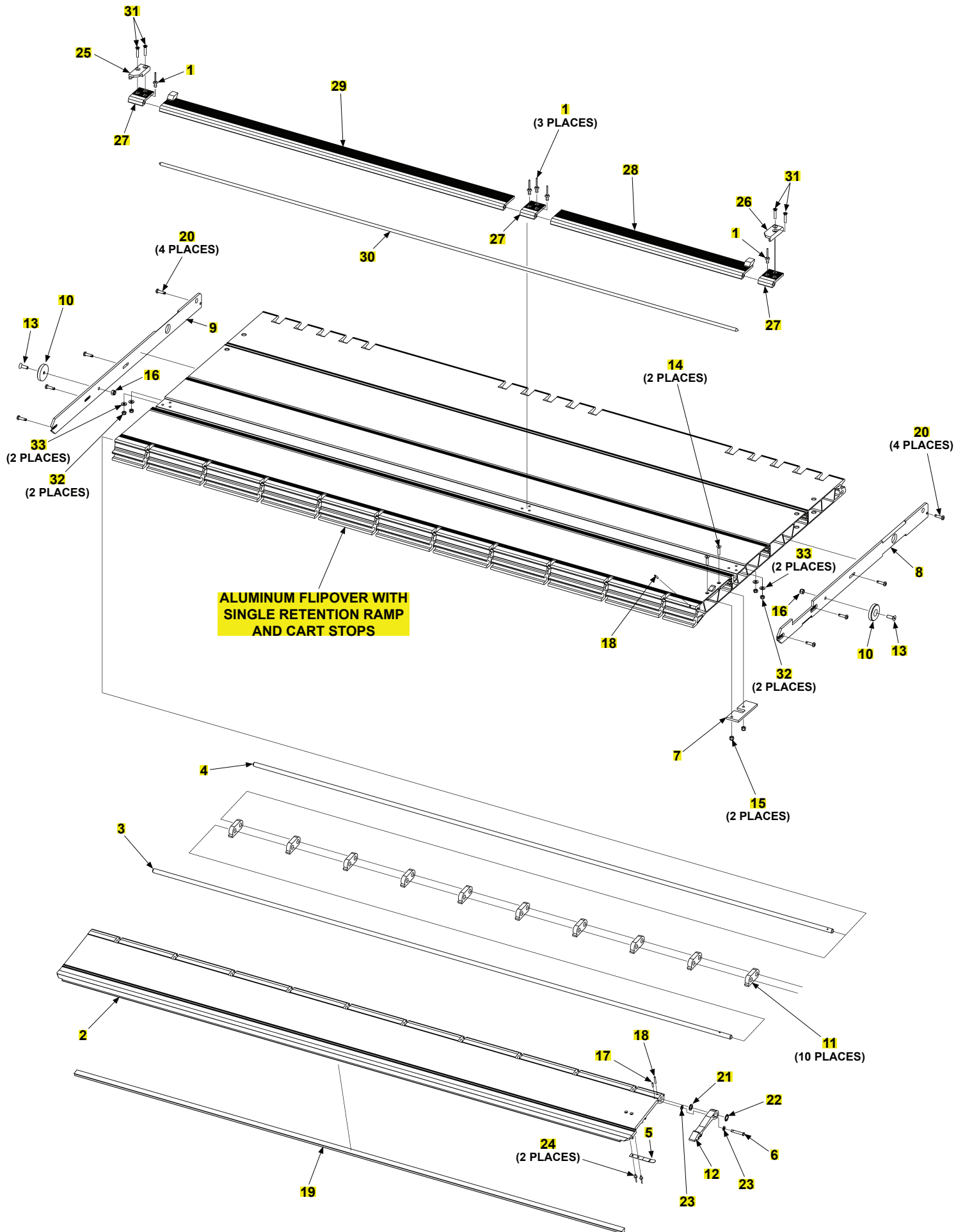
LAST UPDATED  
SEPT 2017 to OCT 2020

ITEM	QTY.	PART NO.	DESCRIPTION
REF	1	284655-03	F/O ASSY, DUAL RAMP,79.5 LG
		284655-04	F/O ASSY, DUAL RAMP,85.5 LG
		284655-103	F/O ASSY,DUAL RMP,79.5 LG, MAXGRIP
		284655-104	F/O ASSY,DUAL RMP,85.5 LG, MAXGRIP
1	1	267041-05	RAMP, DUAL RH, F/O, 38.88" LG
		267041-06	RAMP, DUAL RH, F/O, 41.88" LG
2	1	267041-03	RAMP, DUAL LH, F/O, 38.88" LG
		267041-04	RAMP, DUAL LH, F/O, 41.88" LG
3	2	267045-05	ROD, HINGE .50 DIA X 39.56"LG
		267045-06	ROD, HINGE .50 DIA X 42.56"LG
4	1	267045-02	ROD, HINGE .50 DIA X 78.75LG
		267045-04	ROD, HINGE .50 DIA X 84.75LG
5	2	267326-01	SPRING, HOOK, RETENTION RAMP
6	2	283951-01	CLEVIS PIN, 1/4" X 1-5/8" LG.
7	1	284549-01G	LATCH SUPPORT PLATE, GALVANIZED
8	1	284566-02	SIDE PLATE, RH
9	1	284566-01	SIDE PLATE, LH
10	2	284567-01	BUMPER, PLATFORM FIT
11	10	311022-10	HINGE SPACER
12	2	311038-11	RETENTION RAMP HOOK
13	2	900021-3	SOCKET HEAD SCREW, 5/16" - 18 X 1" LG.
14	2	900711-06	SOCKET HEAD SCREW, 1/4" - 20 X 1-1/8" LG.
15	2	901000	LOCK NUT, 1/4" - 20
16	2	901001	LOCK NUT, 5/16" - 18
17	2	905007-03	ROLL PIN, 5/32" X 5/8" LG.
18	3	905007-07	ROLL PIN, 5/32" X 1" LG.
19	2	905318-03	BUMPER, EXTRUSION,.56X.28X35.5
		905318-04	BUMPER, EXTRUSION,.56X.28X38.5
20	8	900705-01	SELF-TAPPING SCREW, 1/4"- 20 X 3/4" LG.
21	2	903413-02	FLAT WASHER, NYLON, 1/2"
22	2	903420-01	RETAINING RING, SELF LOCKING, 1/2"
23	4	903421-02	WASHER, NYLON, 1/4"
24	4	904005-1	RIVET, 3/16" DIA. X 7/16" LG.



# ALUMINUM FLIPOVER WITH SINGLE RETENTION RAMP AND CART STOPS

LAST UPDATED  
SEPT 2017 to OCT 2020



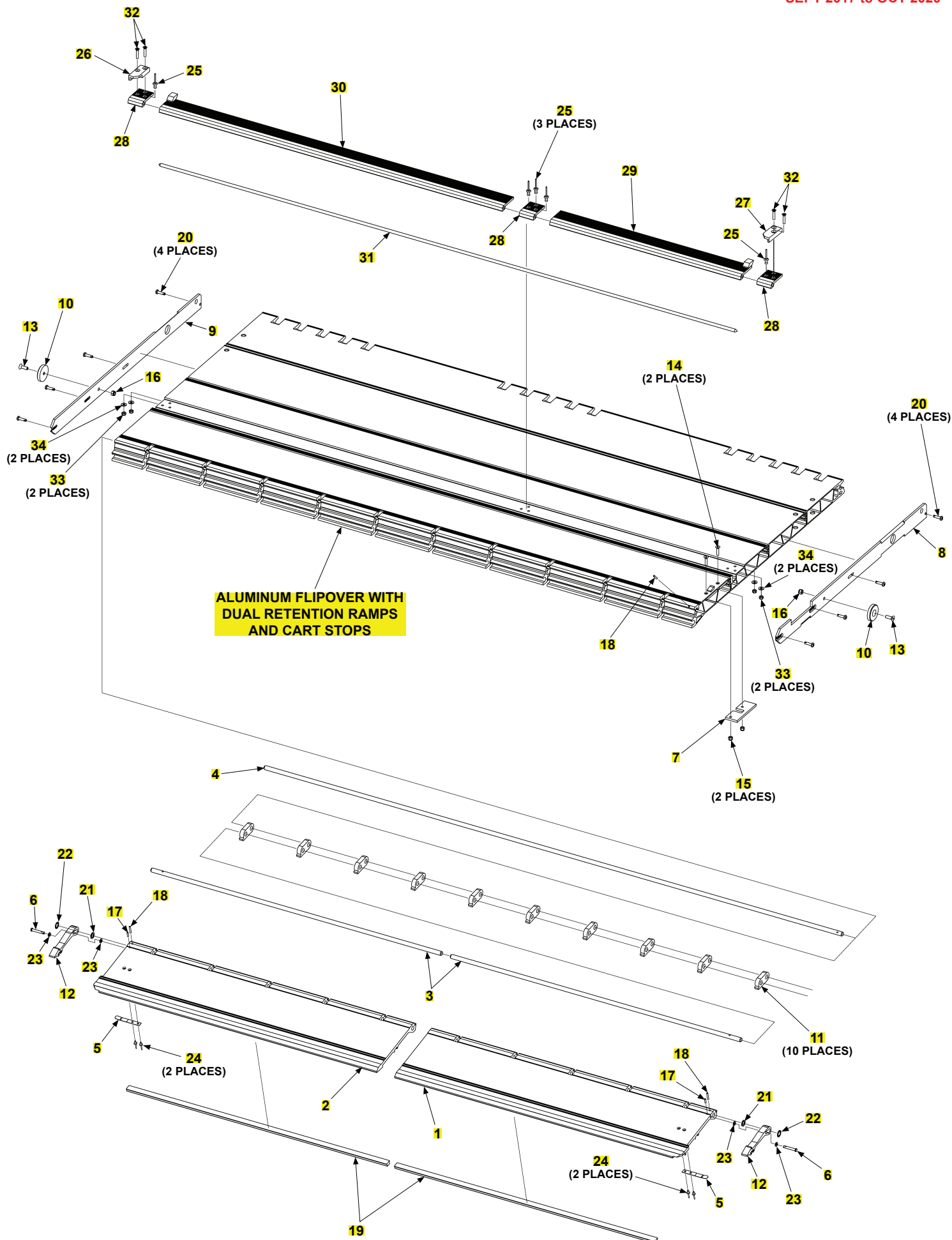
**ALUMINUM FLIPOVER WITH SINGLE RETENTION RAMP AND CART STOPS**

LAST UPDATED  
SEPT 2017 to OCT 2020

ITEM	QTY.	PART NO.	DESCRIPTION
REF	1	284655-05	F/O ASSY, S/RMP C/ST,79.5 LG
		284655-06	F/O ASSY, S/RMP C/ST,85.5 LG
		284655-105	F/O ASSY,S/RMP C/ST,79.5 LG, MAXGRIP
		284655-106	F/O ASSY,S/RMP C/ST,85.5 LG, MAXGRIP
1	5	903705-02	RIVET,BLD,DOME,AL/ST Ø.25X.6
2	1	267041-01	RETENTION RAMP, 77-7/8" LG.
		267041-02	RETENTION RAMP, 83-7/8" LG.
3	1	267045-01	HINGE, ROD, 78-9/16" (79-1/2" LG. FLIPOVER)
		267045-03	HINGE, ROD, 84-9/16" (85-1/2" LG. FLIPOVER)
4	1	267045-02	HINGE, ROD, 78-3/4" (79-1/2" LG. FLIPOVER)
		267045-04	HINGE, ROD, 84-3/4" (85-1/2" LG. FLIPOVER)
5	1	267326-01	SPRING, RETENTION RAMP HOOK
6	1	283951-01	CLEVIS PIN, 1/4" X 1-5/8" LG.
7	1	284549-01G	LATCH SUPPORT PLATE, GALVANIZED
8	1	284566-02	SIDE PLATE, RH
9	1	284566-01	SIDE PLATE, LH
10	2	284567-01	BUMPER, PLATFORM FIT
11	10	311022-10	HINGE SPACER
12	1	311038-11	RETENTION RAMP HOOK
13	2	900021-3	SOCKET HEAD SCREW, 5/16" - 18 X 1" LG.
14	2	900711-06	SOCKET HEAD SCREW, 1/4" - 20 X 1-1/8" LG.
15	2	901000	LOCK NUT, 1/4" - 20
16	2	901001	LOCK NUT, 5/16" - 18
17	1	905007-03	ROLL PIN, 5/32" X 5/8" LG.
18	2	905007-07	ROLL PIN, 5/32" X 1" LG.
19	1	905318-01	BUMPER, 74-1/2" LG.
		905318-02	BUMPER, 80-1/2" LG.
20	8	900705-01	SELF-TAPPING SCREW, 1/4"- 20 X 3/4" LG.
21	1	903413-02	FLAT WASHER, NYLON, 1/2"
22	1	903420-01	RETAINING RING, SELF LOCKING, 1/2"
23	2	903421-02	WASHER, NYLON, 1/4"
24	2	904005-1	RIVET, 3/16" DIA. X 7/16" LG.
25	1	267043-02	BRACKET, RAMP/ CS SPRT, LH
26	1	267043-01	BRACKET, RAMP/ CS SPRT, RH
27	3	267088-01	LINK, CART STOP
28	1	267092-01	CART STOP WLDMT, 26.00"LG
29	1	267092-02	CART STOP WLDMT, 46.75"LG
		267092-03	CART STOP WLDMT, 52.75"LG
30	1	267094-01	PIN, CART STOP, 78.75"LG
31	4	900715-10	SCREW, FL PH .25-20X1.25ZP
32	4	901016-2	NUT HEX THIN HD LKING.25-20
33	4	902013-09	WASHER, FLAT 1/4" ZC

# ALUMINUM FLIPOVER WITH DUAL RETENTION RAMPS AND CART STOPS

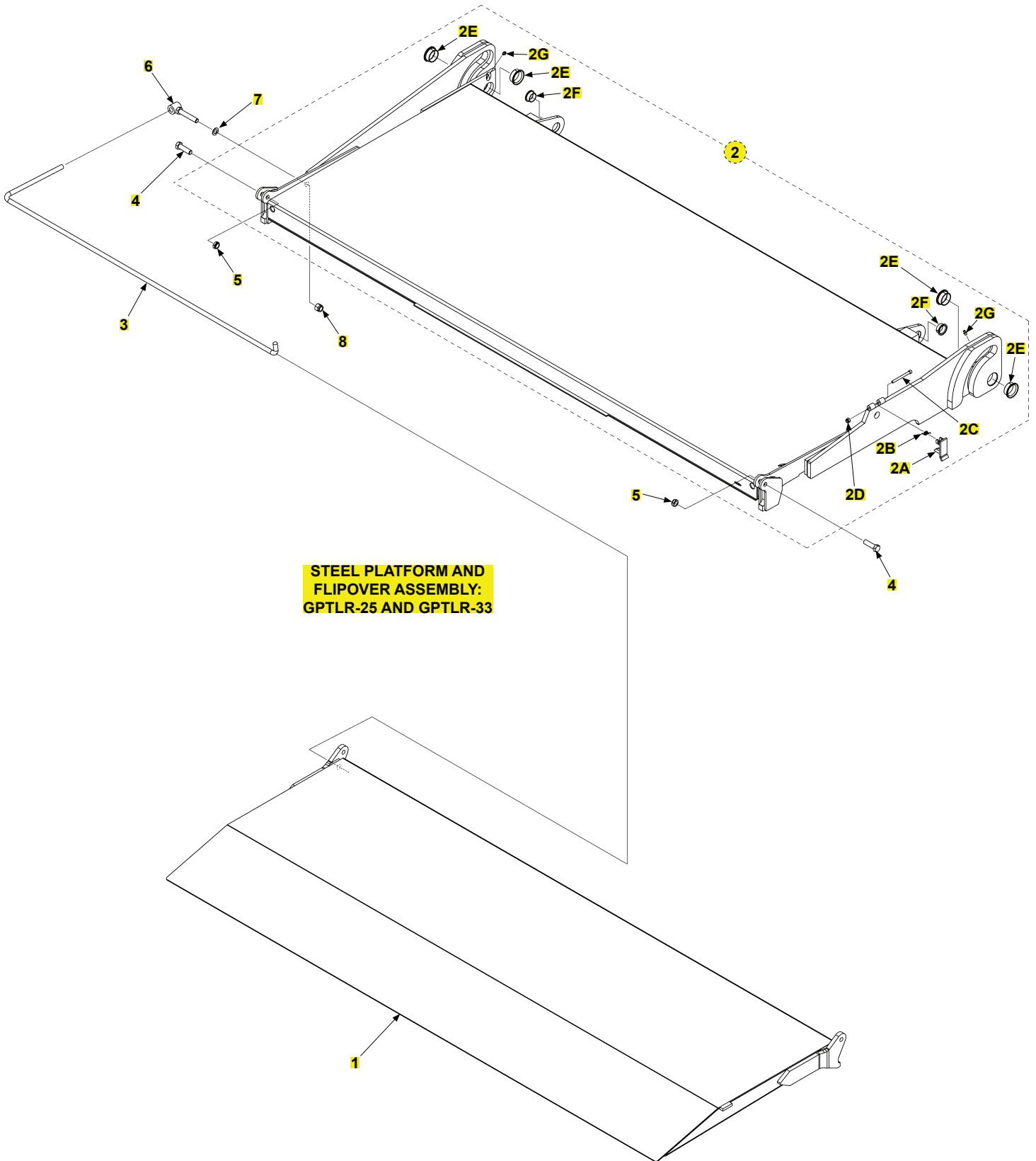
LAST UPDATED  
SEPT 2017 to OCT 2020



**ALUMINUM FLIPOVER WITH DUAL RETENTION RAMPS AND CART STOPS**

LAST UPDATED  
SEPT 2017 to OCT 2020

ITEM	QTY.	PART NO.	DESCRIPTION
REF	1	284655-07	F/O ASSY, D/RMP C/ST,79.5 LG
		284655-08	F/O ASSY,D/RMP,C/ST,85.5 LG
		284655-107	F/O ASSY, D/RMP C/ST,79.5 LG, MAXGRIP
		284655-108	F/O ASSY,D/RMP,C/ST,85.5 LG, MAXGRIP
1	1	267041-05	RAMP, DUAL RH, F/O, 38.88" LG
		267041-06	RAMP, DUAL RH, F/O, 41.88" LG
2	1	267041-03	RAMP, DUAL LH, F/O, 38.88" LG
		267041-04	RAMP, DUAL LH, F/O, 41.88" LG
3	2	267045-05	ROD, HINGE .50 DIA X 39.56"LG
		267045-06	ROD, HINGE .50 DIA X 42.56"LG
4	1	267045-02	ROD, HINGE .50 DIA X 78.75LG
		267045-04	ROD, HINGE .50 DIA X 84.75LG
5	2	267326-01	SPRING, HOOK, RETENTION RAMP
6	2	283951-01	CLEVIS PIN, 1/4" X 1-5/8" LG.
7	1	284549-01G	LATCH SUPPORT PLATE, GALVANIZED
8	1	284566-02	SIDE PLATE, RH
9	1	284566-01	SIDE PLATE, LH
10	2	284567-01	BUMPER, PLATFORM FIT
11	10	311022-10	HINGE SPACER
12	2	311038-11	RETENTION RAMP HOOK
13	2	900021-3	SOCKET HEAD SCREW, 5/16" - 18 X 1" LG.
14	2	900711-06	SOCKET HEAD SCREW, 1/4" - 20 X 1-1/8" LG.
15	2	901000	LOCK NUT, 1/4" - 20
16	2	901001	LOCK NUT, 5/16" - 18
17	2	905007-03	ROLL PIN, 5/32" X 5/8" LG.
18	3	905007-07	ROLL PIN, 5/32" X 1" LG.
19	2	905318-03	BUMPER, EXTRUSION,.56X.28X35.5
		905318-04	BUMPER, EXTRUSION,.56X.28X38.5
20	8	900705-01	SELF-TAPPING SCREW, 1/4"- 20 X 3/4" LG.
21	2	903413-02	FLAT WASHER, NYLON, 1/2"
22	2	903420-01	RETAINING RING, SELF LOCKING, 1/2"
23	4	903421-02	WASHER, NYLON, 1/4"
24	4	904005-1	RIVET, 3/16" DIA. X 7/16" LG.
25	5	903705-02	RIVET,BLD,DOME,AL/ST Ø.25X.6
26	1	267043-02	BRACKET, RAMP/ CS SPRT, LH
27	1	267043-01	BRACKET, RAMP/ CS SPRT, RH
28	3	267088-01	LINK, CART STOP
29	1	267092-01	CART STOP WLDMT, 26.00"LG
30	1	267092-02	CART STOP WLDMT, 46.75"LG
		267092-03	CART STOP WLDMT, 52.75"LG
31	1	267094-01	PIN, CART STOP, 78.75"LG
32	4	900715-10	SCREW, FL PH .25-20X1.25ZP
33	4	901016-2	NUT HEX THIN HD LKING.25-20
34	4	902013-09	WASHER, FLAT 1/4" ZC

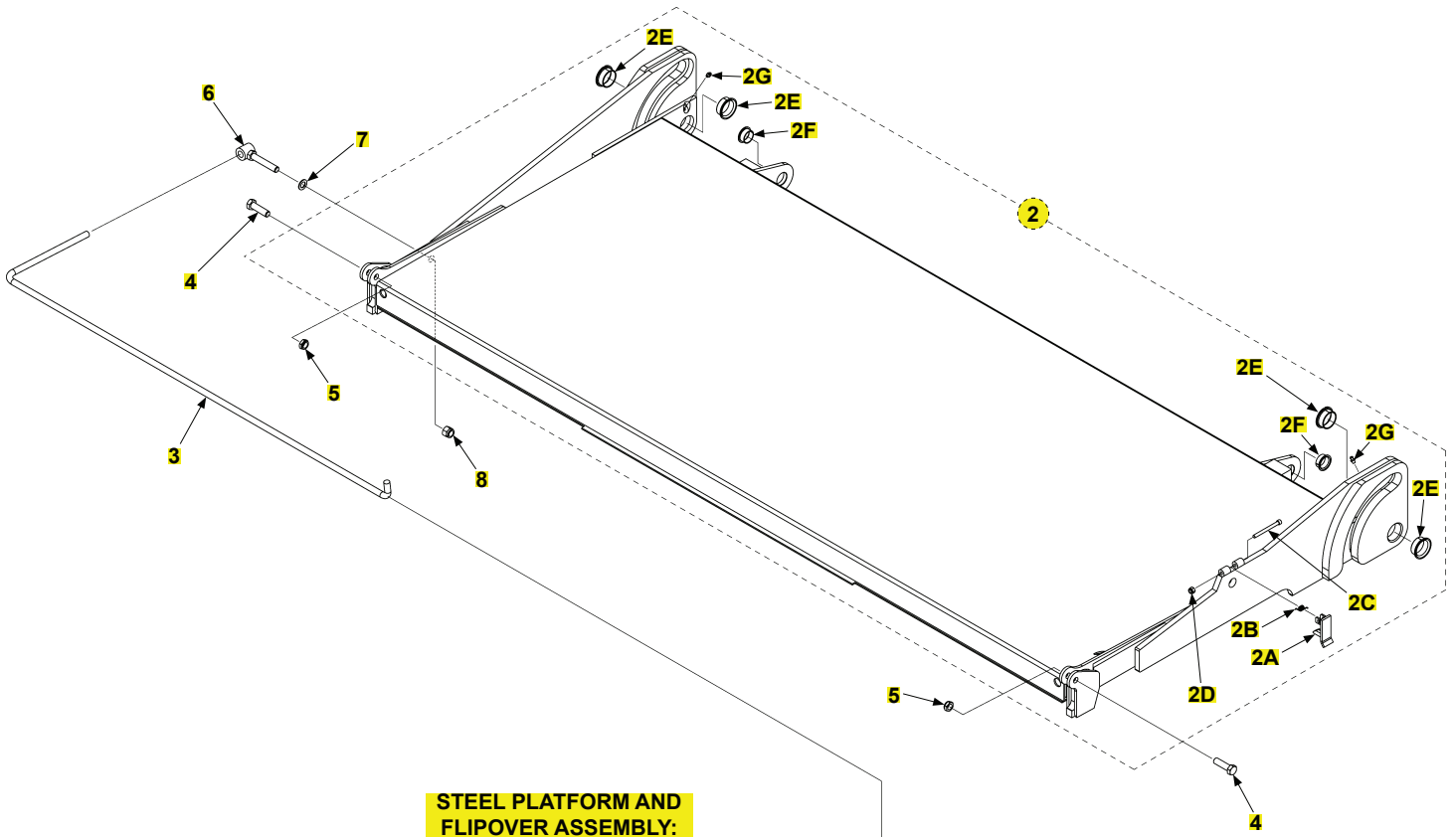


**STEEL PLATFORM AND  
FLIPOVER ASSEMBLY:  
GPTLR-25 AND GPTLR-33**

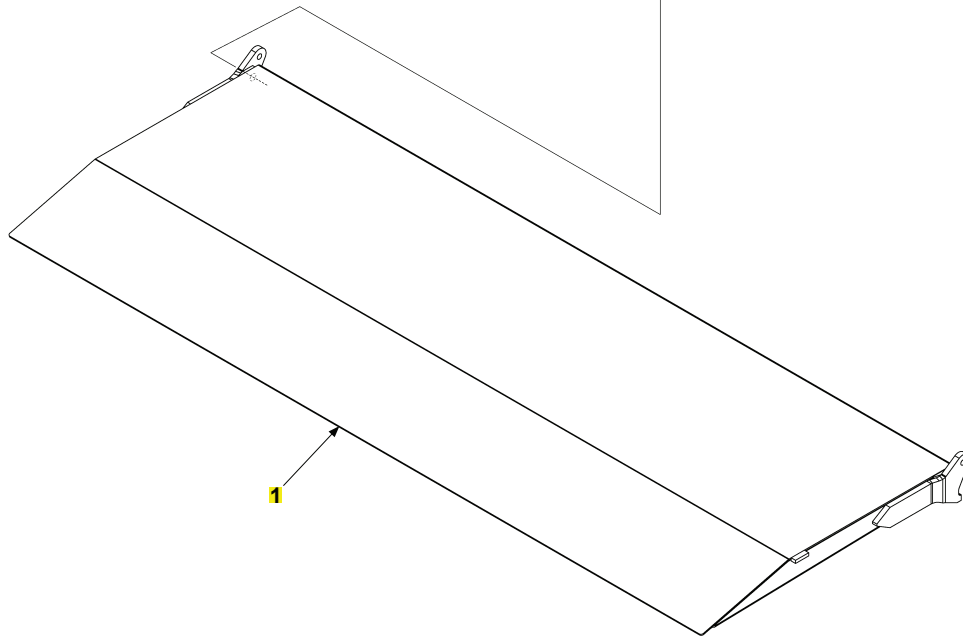
**STEEL PLATFORM AND FLIPOVER ASSEMBLY: GPTLR-25 AND GPTLR-33**

**LAST UPDATED  
SEPT 2017 to OCT 2020**

ITEM	QTY.	PART NO.	DESCRIPTION
REF	1	287766-01G	P/F AND F/O ASSY,GALV, 52"X79 LG
		287766-02G	P/F AND F/O ASSY,GALV, 52"X85 LG
		287766-03G	P/F AND F/O ASSY,GAL, 52"X74 LG
1	1	284845-01G	F/O WLDMT, 79 LG, GALV
		284845-02G	F/O WLDMT, 85 LG, GALV
		284845-03G	F/O WLDMT,74 LG,GAL
2	1	287765-01G	P/F ASSY, ST, GALV, 79 LG
		287765-02G	P/F ASSY, ST, GALV, 85 LG
		287765-03G	P/F ASSY,ST,GAL,74 LG
2A	1	284645-01	PLATFORM LATCH
2B	1	284568-01	TORSION SPRING
2C	1	900732-14	SKT HEAD SCREW, 1/4"-20 X 2-3/4" LG, STAINLESS STL
2D	1	903137-01	LOCK NUT, 1/4"-20, STAINLESS STEEL
2E	4	908008-02	BEARING, FLANGED, 5/8" LG.
2F	2	908002-03	BEARING SELF LUB Ø1 IDX.5LG
2G	2	224342	FITTING, GREASE 1/4" SELF DRILL
3	1	281302-01	TORSION BAR
4	2	900033-3	CAP SCREW, 1/2"-20 X 1-1/2" LG, GR8
5	2	901016-1	LOCK NUT, THIN HEAD, 1/2"-20, GR8
6	1	280749-02	ANCHOR BOLT WELDMENT
7	1	902000-14	FLAT WASHER, 1/2"
8	1	901010	LOCK NUT, 1/2"-13, GR8



**STEEL PLATFORM AND  
FLIPOVER ASSEMBLY:  
GPTLR-44 AND GPTLR-55**

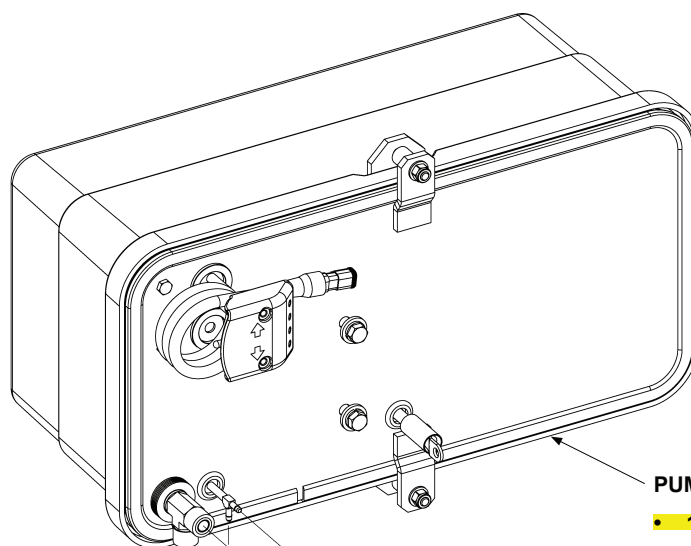


**STEEL PLATFORM AND FLIPOVER ASSEMBLY: GPTLR-44 AND GPTLR-55**

**LAST UPDATED  
SEPT 2017 to OCT 2020**

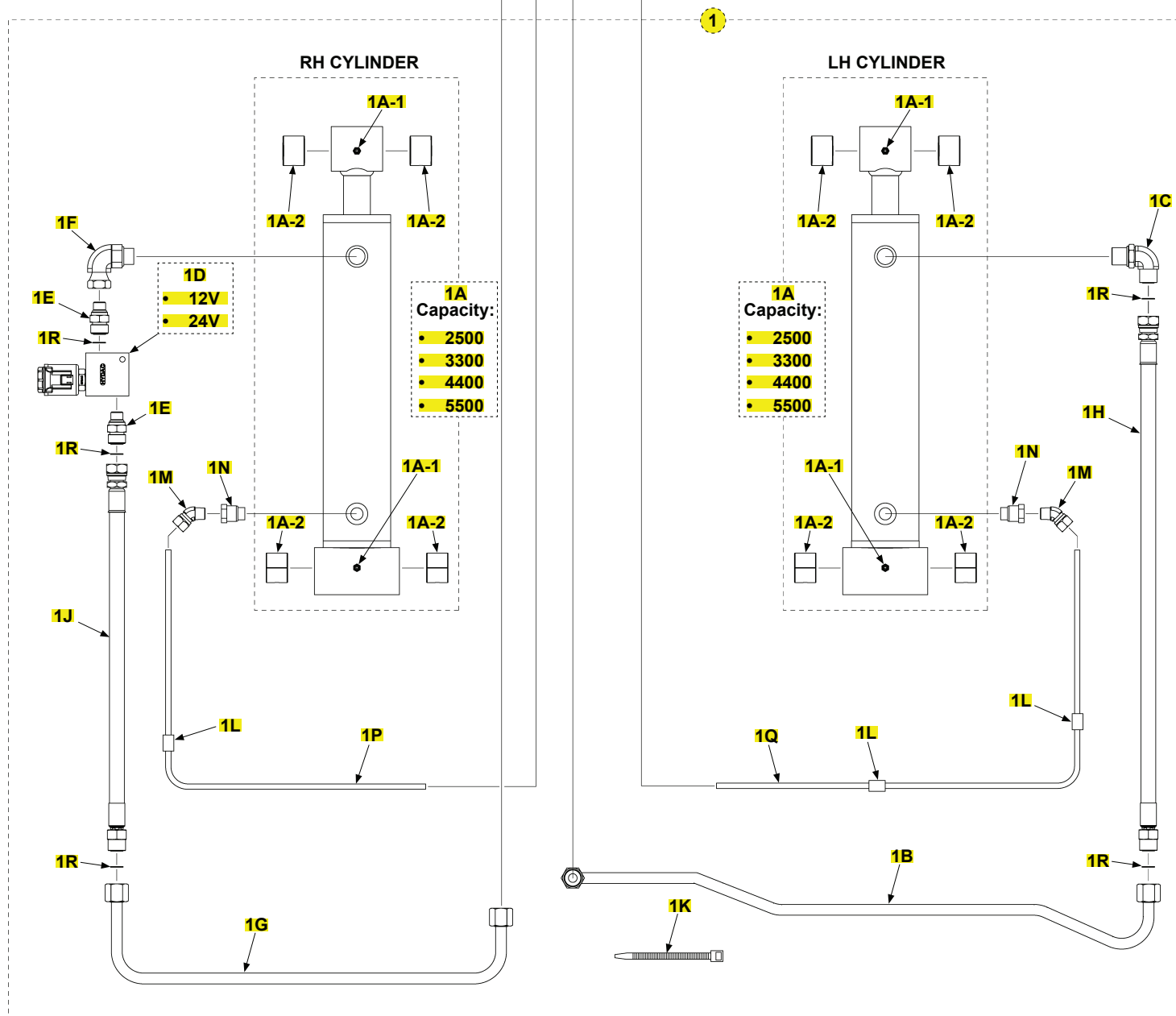
ITEM	QTY.	PART NO.	DESCRIPTION
REF	1	285430-01G	P/F&F/O ASSY,ST,TB,79"GPTLR4/5,G
		285430-02G	P/F&F/O ASSY,ST,TB,85"GPTLR4/5,G
1	1	284845-01G	F/O WLDMT, 79 LG, GALV
		284845-02G	F/O WLDMT, 85 LG, GALV
2	1	285422-01G	P/F ASSY, ST 79"LG, GPTLR-4/5,G
		285422-02G	P/F ASSY, ST 85"LG, GPTLR-4/5,G
2A	1	284645-01	PLATFORM LATCH
2B	1	284568-01	TORSION SPRING
2C	1	900732-14	SKT HEAD SCREW, 1/4"-20 X 2-3/4" LG, STAINLESS STL
2D	1	903137-01	LOCK NUT, 1/4"-20, STAINLESS STEEL
2E	4	908008-02	BEARING, FLANGED, 5/8" LG.
2F	2	908002-03	BEARING SELF LUB Ø1 IDX.5LG
2G	2	224342	FITTING, GREASE 1/4" SELF DRILL
3	1	281302-01	TORSION BAR
4	2	900033-3	CAP SCREW, 1/2"-20 X 1-1/2" LG, GR8
5	2	901016-1	LOCK NUT, THIN HEAD, 1/2"-20, GR8
6	1	280749-02	ANCHOR BOLT WELDMENT
7	1	902000-14	FLAT WASHER, 1/2"
8	1	901010	LOCK NUT, 1/2"-13, GR8





PUMP ASSEMBLY (GRAVITY DOWN)

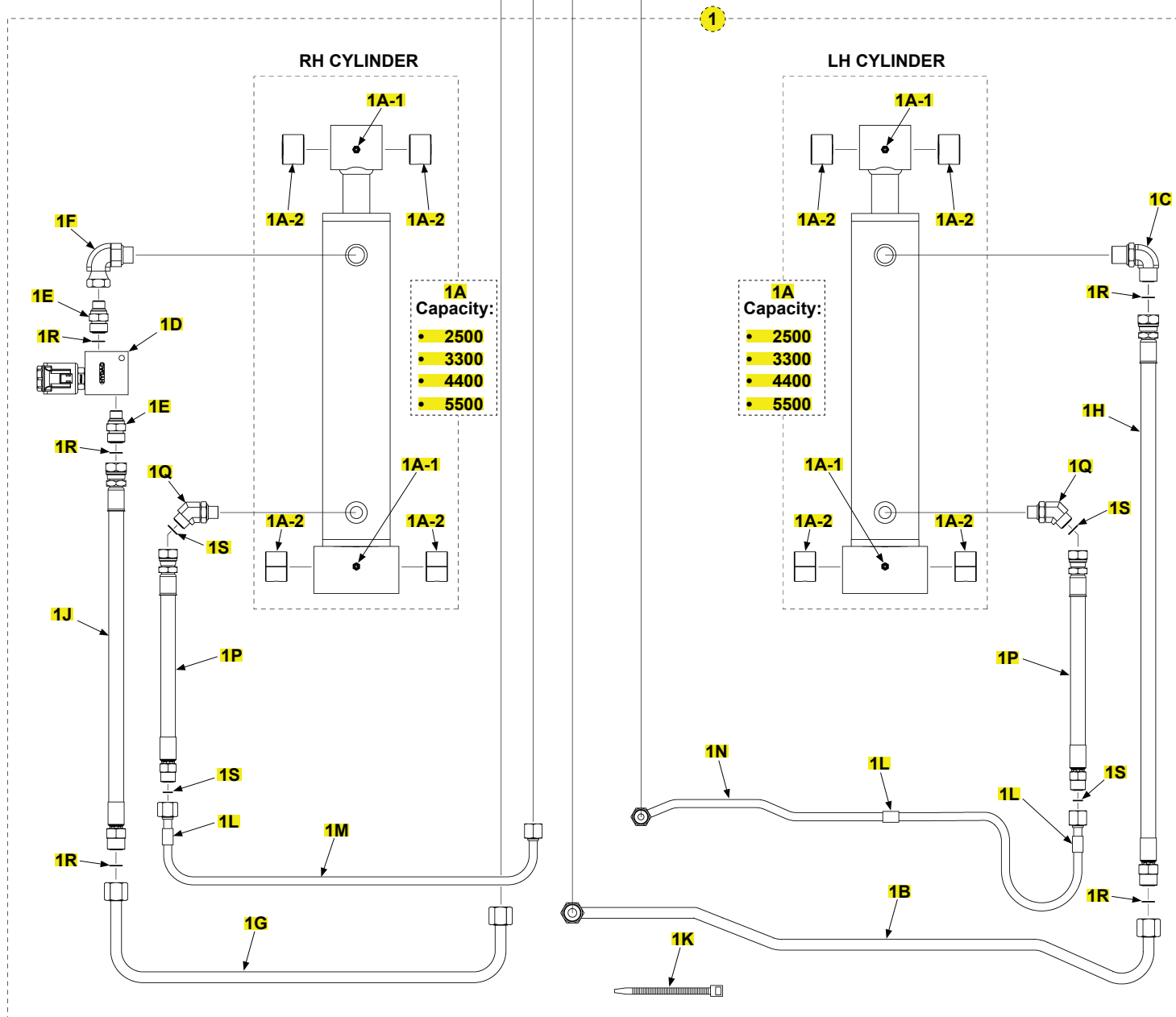
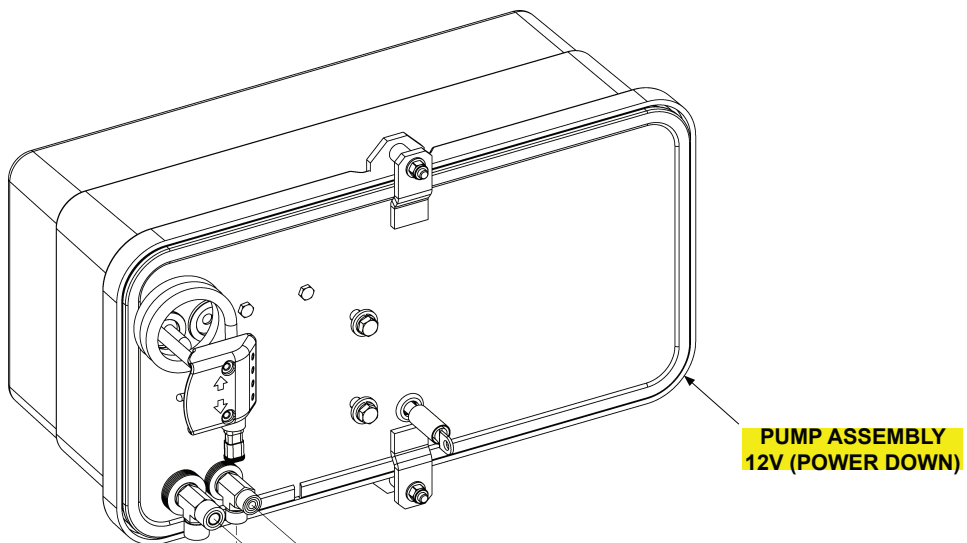
- 12V
- 24V



**HYDRAULIC SYSTEMS - GRAVITY DOWN**

LAST UPDATED  
SEPT 2017 to OCT 2020

ITEM	QTY.	PART NO.	DESCRIPTION
1	1	297377-01	KIT,CYL,FITTING & HOSE,GD PMP,GPTLR25/33
		297377-03	KIT,CYL,FITTING & HOSE,GD PMP,GPTLR44
		297377-05	KIT,CYL,FITTING & HOSE,GD PMP,GPTLR55
		297377-01-24	KIT,CYL,FITTING & HOSE,GD 24V PMP,GPTLR25/33
		297377-03-24	KIT,CYL,FITTING & HOSE,GD 24V PMP,GPTLR44
		297377-05-24	KIT,CYL,FITTING & HOSE,GD 24V PMP,GPTLR55
1A.1	2	280990-01	HYD CYL ASSY, Ø2.75X11.5X1.25R
1A.2		281035-01	CYL 3.25 BR X 12.50ST.S/LB/PULL
1A.3		281040-01	CYL 3.50BRX12.50"ST.S/LB/PULL
1A-1	2	224342	FITTING, GREASE 1/4"SELF DRILL
1A-2.1	4	908046-02	S/LUBR BEARING,1.25X1.38X1.00
1A-2.2	4	908047-02	S/LUBR BEARING,1.38X1.50X1.00
1B	1	297303-01	F/S TUBE ASSY, .5 OD,P/UP
1C	1	906704-01	ELBOW, NPSC,SEA #8 F/S O-R M-M
1D.1	1	283333-01	LOCK VALVE ASSY, GPTLR, 12V
1D.2		283333-02	LOCK VALVE ASSY, GPTLR, 24V
1E	2	906762-01	CONN, M-M, .562-18 X .812-16
1F	1	906763-01	CONN, ELBOW, #8 O-RING Mx#8 FS F
1G	1	297306-01	F/S TUBE ASSY.5 OD,P/UP,SHORT
1H	1	296812-02	H/ASSY,F/S#8-8,M-F,GPTLR,LH-UP
1J	1	296812-01	H/ASSY,F/S#8-8,M-F,GPTLR,RH-UP
1K	10	905322-01	TIE, PLASTIC 8" (120 LB)
1L	3	905350-11	TUBING,RUBBER .25IDX.5ODX..75LG
1M	2	263811	ELBOW M 45 DEG
1N	2	228012	ADAPTER 9/16-18M-1/4F ST
1P	1	224370-21	HOSE PLASTIC .25 X44.0 LG
1Q	1	224370-22	HOSE PLASTIC .25 X102.0 LG
1R	5	906712-03	O-RING #8 (1/2" FACE SEAL TUBE-END)



**HYDRAULIC SYSTEMS - POWER DOWN**

LAST UPDATED  
SEPT 2017 to OCT 2020

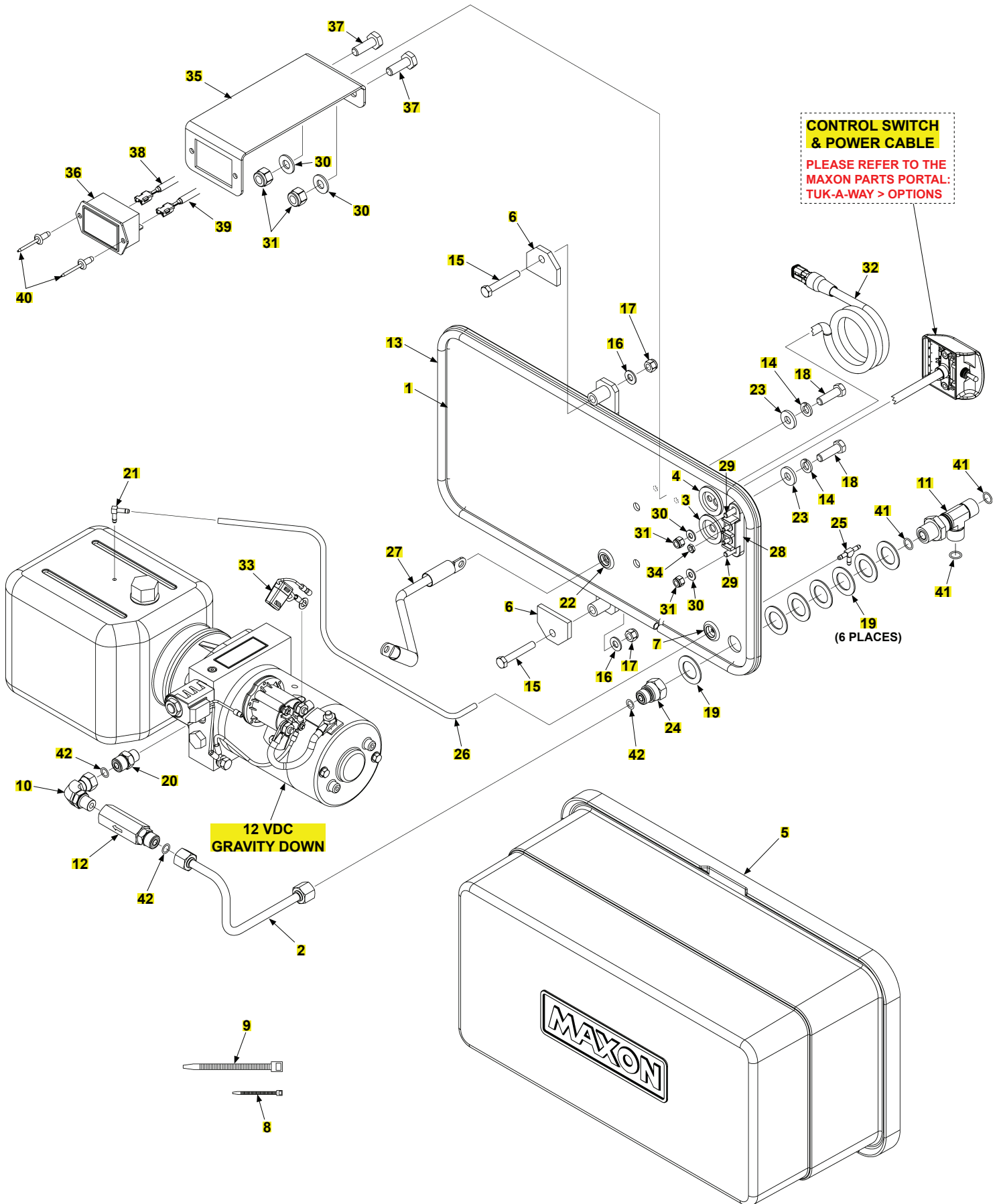
ITEM	QTY.	PART NO.	DESCRIPTION
1	1	297377-02	KIT,CYL,FITTING & HOSE,PD PMP,GPTLR25/33
		297377-04	KIT,CYL,FITTING & HOSE,PD PMP,GPTLR44
		297377-06	KIT,CYL,FITTING & HOSE,PD PMP,GPTLR55
1A.1	2	280990-01	HYD CYL ASSY, Ø2.75X11.5X1.25R
1A.2		281035-01	CYL 3.25 BR X 12.50ST.S/LB/PULL
1A.3		281040-01	CYL 3.50BRX12.50"ST.S/LB/PULL
1A-1	2	224342	FITTING, GREASE 1/4"SELF DRILL
1A-2.1	4	908046-02	S/LUBR BEARING, 1.25X1.38X1.00
1A-2.2	4	908047-02	S/LUBR BEARING, 1.38X1.50X1.00
1B	1	297303-01	F/S TUBE ASSY, .5 OD,P/UP
1C	1	906704-01	ELBOW, NPSC,SEA #8 F/S O-R M-M
1D	1	283333-01	LOCK VALVE ASSY, GPTLR, 12V
1E	2	906762-01	CONN, M-M, .562-18 X .812-16
1F	1	906763-01	CONN, ELBOW, #8 O-RING Mx#8 FS F
1G	1	297306-01	F/S TUBE ASSY.5 OD,P/UP,SHORT
1H	1	296812-02	H/ASSY,F/S#8-8,M-F,GPTLR,LH-UP
1J	1	296812-01	H/ASSY,F/S#8-8,M-F,GPTLR,RH-UP
1K	10	905322-01	TIE, PLASTIC 8" (120 LB)
1L	3	905353-11	TUBING,RUBBER .38IDX.5ODX.75
1M	1	297307-01	F/S TUBE ASSY,.38 OD, P/D
1N	1	297304-01	F/S TUBE ASSY, .38 OD,P/D
1P	2	297308-02	H/ASSY,F/S#6-6,M-F,GPTLR,DOWN,23.5 LG
1Q	2	906775-01	STR THD 45°ELBOW FS,O-R,#6,M-M
1R	5	906712-03	O-RING #8 (1/2" FACE SEAL TUBE-END)
1S	4	906712-02	O-RING #6 (3/8" FACE SEAL TUBE-END)

# PUMP ASSEMBLY 12V (GRAVITY DOWN)

LAST UPDATED  
SEPT 2017 to OCT 2020

COMPLETE ASSEMBLY:

## PUMP ASSEMBLY 12V (GRAVITY DOWN)



**PUMP ASSEMBLY 12V (GRAVITY DOWN)**

LAST UPDATED  
SEPT 2017 to OCT 2020

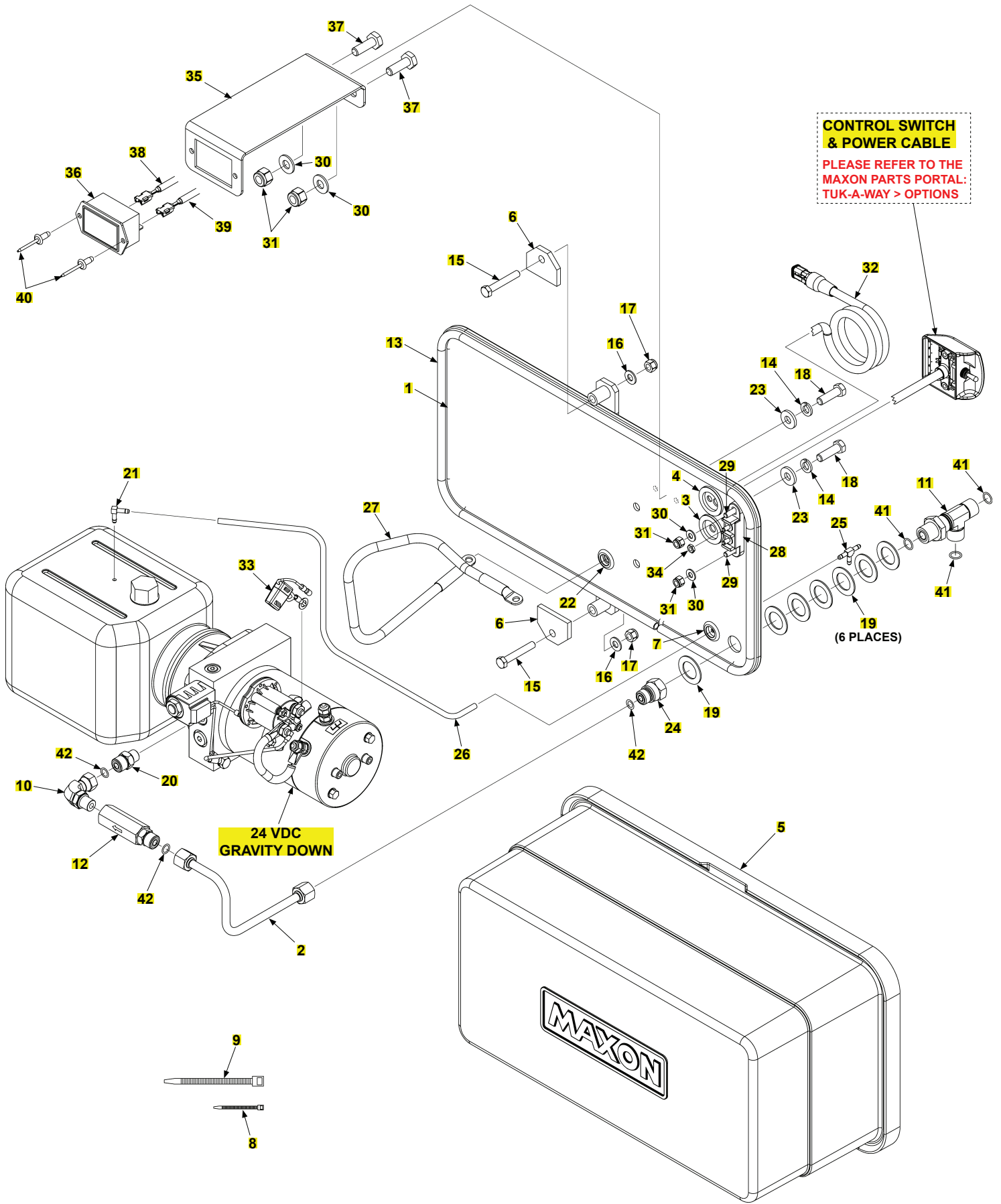
ITEM	QTY.	PART NO.	DESCRIPTION
REF	1	297317-02G	PUMP ASSY,G/D,GPTLR,CC,G
1	1	297311-01G	PLATE, PUMP MOUNT,WLDMT,G/D,G
		297311-03G	PLATE WLDMT, PUMP MOUNT,CC,G/D,G
2	1	269449-01	F/S TUBE ASSY, TE-33
3	1	266428-04	GROMMET, Ø1.0 DIAPH Ø.38 HOLE
4	1	266428-12	GROM, Ø1 DIAPH Ø.38/Ø.31 HOLES
5	1	281038-02	COVER, HORIZONTAL PUMP
6	2	281062-02	FLAT, HOLDER1.56 LG
7	1	281068-01	GROMMET, RUBBER
8	3	208153	TIE, PLASTIC 4" (18 LB)
9	2	205780	TIE, PLASTIC 7" (50 LB)
10	1	906708-01	ELBOW, NPSC,SAE #6 O-R M-F SW
11	1	906896-01	TEE, BULKHEAD RUN, ORFS SAE #8
12	1	288518-04	VALVE,4GPM,SAE#6 M/F,PRESSURE COMP.
13	1	093203-10	NEOPRENE BULB,TRIM SEAL,60"LG
14	2	902011-4	WASHER, LOCK 3/8X.094 ZC
15	2	900009-8	SCREW, CAP .31-18X2 GR8 ZC
16	2	902013-10	WASHER, FLAT 5/16" PLAIN
17	2	901001	NUT,NYLON 5/16-18 ZINC
18	2	900014-5	SCREW,HEX CAP.38-16X1.25 G8,ZC
19	7	902028-14	WASHER FLAT 1.437 OD X .884 ID
20	1	905173	CONNECTOR F/S#6&O-RING#6, M-M
21	1	906767-01	UNION ELBOW, Ø.25 TUBE O.D.
22	1	281068-03	GROMMET,MODIFIED,.4 HOLE
23	2	902001-1	WASHER, FLAT.375 I.D. .125 THK
24	1	906897-01	TUBE END REDUCER, ORFS 8-6
25	1	906749-01	UNION TEE,.25 TUBE O.D.
26	1	905362-15	TUBING POLYUR, .25 X 21.8 LG
27	1	269191-06	CABLE ASSY,2GA X12 LG
28	1	907279-01	JUNCTION BLOCK, 2 STUD
29	2	900000-4	BOLT, HX .25-20X1 GR8 ZC
30	4	903412-01	WASHER, FLAT .25, SS
31	4	903137-01	NUT, NYL INSRT STOP .25-20 SS
32	1	282625-13	CABLE ASSY, LOCK VALVE, 16/2X56
33	1	297046-01	FUSE HOLDER ASSY
34	1	903107-06	NUT, HEX 10-24 UNC SS
35	1	297358-01	BRACKET, DIGITAL C/COUNT
36	1	297269-01	DIGITAL CYCLE COUNTER
37	2	900004-2	SCREW, CAP .25-20X.75 GR8 ZC
38	1	297274-02	WIRE ASSY,POS LOCK,RING TERM,RED
39	1	297274-01	WIRE ASSY,POS LOCK,RING TERM,BLK
40	2	903721-02	RIVET, BL/DM, SS .16X.13-.19
41	3	906712-03	O-RING #8 (1/2" FACE SEAL TUBE-END)
42	3	906712-02	O-RING #6 (3/8" FACE SEAL TUBE-END)

# PUMP ASSEMBLY 24V (GRAVITY DOWN)

LAST UPDATED  
SEPT 2017 to OCT 2020

COMPLETE ASSEMBLY:

## PUMP ASSEMBLY 24V (GRAVITY DOWN)



**PUMP ASSEMBLY 24V (GRAVITY DOWN)**

LAST UPDATED  
SEPT 2017 to OCT 2020

ITEM	QTY.	PART NO.	DESCRIPTION
REF	1	297317-04G	PUMP ASSY, G/D, 24V, GPTLR, CC, G
1	1	297311-01G	PLATE, PUMP MOUNT,WLDMT,G/D,G
		297311-03G	PLATE WLDMT, PUMP MOUNT,CC,G/D,G
2	1	269449-01	F/S TUBE ASSY, TE-33
3	1	266428-04	GROMMET, Ø1.0 DIAPH Ø.38 HOLE
4	1	266428-12	GROM, Ø1 DIAPH Ø.38/Ø.31 HOLES
5	1	281038-02	COVER, HORIZONTAL PUMP
6	2	281062-02	FLAT, HOLDER1.56 LG
7	1	281068-01	GROMMET, RUBBER
8	3	208153	TIE, PLASTIC 4" (18 LB)
9	2	205780	TIE, PLASTIC 7" (50 LB)
10	1	906708-01	ELBOW, NPSC,SAE #6 O-R M-F SW
11	1	906896-01	TEE, BULKHEAD RUN, ORFS SAE #8
12	1	288518-04	VALVE,4GPM,SAE#6 M/F,PRESSURE COMP.
13	1	093203-10	NEOPRENE BULB,TRIM SEAL,60"LG
14	2	902011-4	WASHER, LOCK 3/8X.094 ZC
15	2	900009-8	SCREW, CAP .31-18X2 GR8 ZC
16	2	902013-10	WASHER, FLAT 5/16" PLAIN
17	2	901001	NUT,NYLON 5/16-18 ZINC
18	2	900014-5	SCREW,HEX CAP.38-16X1.25 G8,ZC
19	7	902028-14	WASHER FLAT 1.437 OD X .884 ID
20	1	905173	CONNECTOR F/S#6&O-RING#6, M-M
21	1	906767-01	UNION ELBOW, Ø.25 TUBE O.D.
22	1	281068-03	GROMMET,MODIFIED,.4 HOLE
23	2	902001-1	WASHER, FLAT.375 I.D. .125 THK
24	1	906897-01	TUBE END REDUCER, ORFS 8-6
25	1	906749-01	UNION TEE,.25 TUBE O.D.
26	1	905362-15	TUBING POLYUR, .25 X 21.8 LG
27	1	269191-03	CABLE ASSY,GROUND,2GAX20.0 LG
28	1	907279-01	JUNCTION BLOCK, 2 STUD
29	2	900000-4	BOLT, HX .25-20X1 GR8 ZC
30	4	903412-01	WASHER, FLAT .25, SS
31	4	903137-01	NUT, NYL INSRT STOP .25-20 SS
32	1	282625-13	CABLE ASSY, LOCK VALVE, 16/2X56
33	1	297046-01	FUSE HOLDER ASSY
34	1	903107-06	NUT, HEX 10-24 UNC SS
35	1	297358-01	BRACKET, DIGITAL C/COUNT
36	1	297269-01	DIGITAL CYCLE COUNTER
37	2	900004-2	SCREW, CAP .25-20X.75 GR8 ZC
38	1	297274-02	WIRE ASSY,POS LOCK,RING TERM,RED
39	1	297274-01	WIRE ASSY,POS LOCK,RING TERM,BLK
40	2	903721-02	RIVET, BL/DM, SS .16X.13-.19
41	3	906712-03	O-RING #8 (1/2" FACE SEAL TUBE-END)
42	3	906712-02	O-RING #6 (3/8" FACE SEAL TUBE-END)

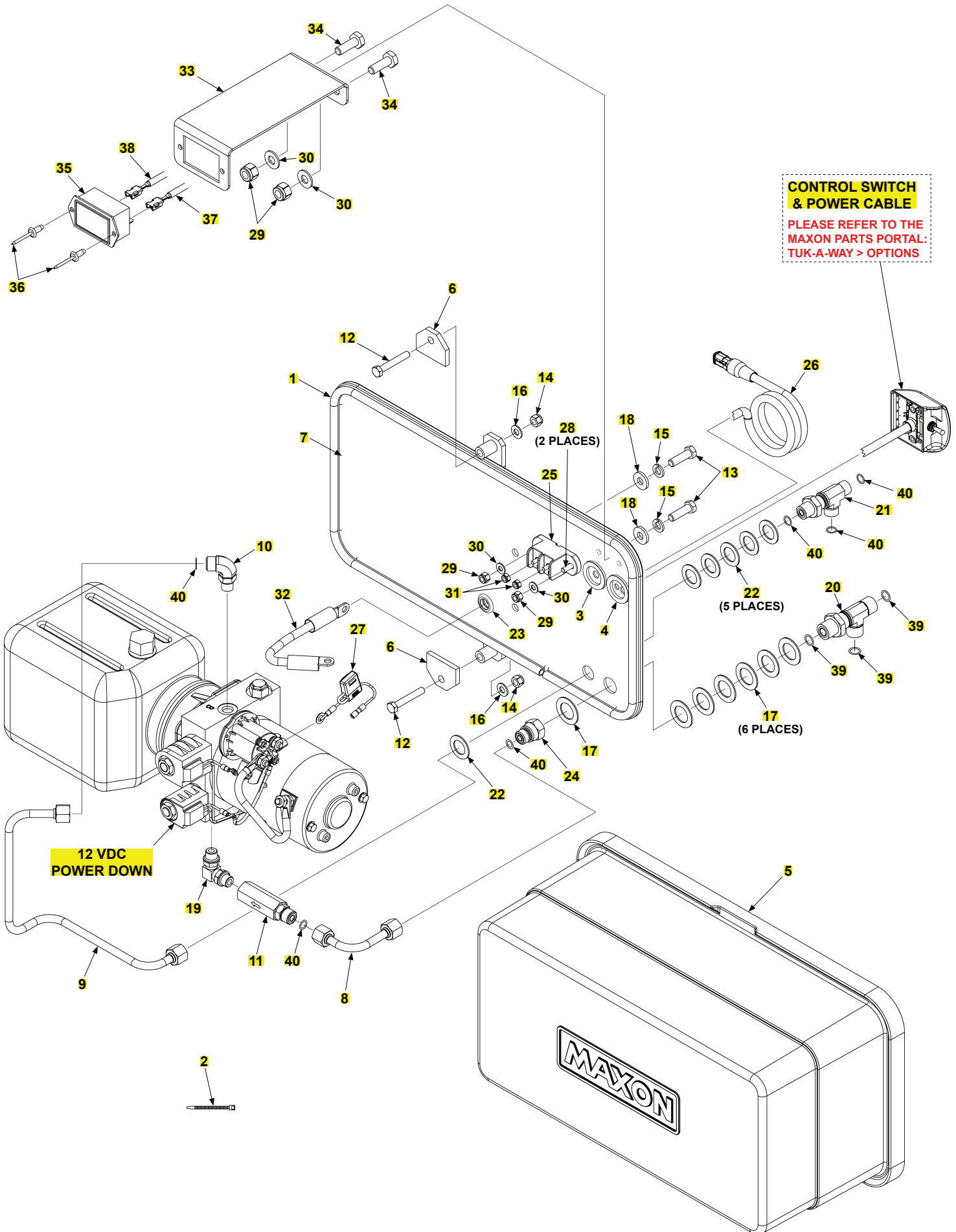


# PUMP ASSEMBLY 12V (POWER DOWN)

LAST UPDATED  
SEPT 2017 to OCT 2020

COMPLETE ASSEMBLY:

## PUMP ASSEMBLY 12V (POWER DOWN)



**PUMP ASSEMBLY 12V (POWER DOWN)**

LAST UPDATED  
SEPT 2017 to OCT 2020

ITEM	QTY.	PART NO.	DESCRIPTION
REF	1	297316-02G	PUMP ASSY,P/D,TE-33/GPTLR, CC, G
1	1	093203-10	NEOPRENE BULB,TRIM SEAL,60"LG
2	4	208153	TIE, PLASTIC 4" (18 LB)
3	1	266428-04	GROMMET, Ø1.0 DIAPH Ø.38 HOLE
4	1	266428-12	GROM, Ø1 DIAPH Ø.38/Ø.31 HOLES
5	1	281038-02	COVER, HORIZONTAL PUMP
6	2	281062-02	FLAT, HOLDER1.56 LG
7	1	297313-01G	PLATE, PUMP MOUNT WLDMT,P/D,G
		297313-02G	PLATE, PUMP MOUNT WLDMT,CC,P/D,G
8	1	285652-01	F/S TUBE ASSY,TE-33, PDP
9	1	285653-01	F/S TUBE ASSY,TE-33, PDP
10	1	906707-01	ELBOW, NPSC,SAE #6 F/S O-R M-M
11	1	288518-04	VALVE,4GPM,SAE#6 M/F,PRESSURE COMP
12	2	900009-8	SCREW, CAP .31-18X2 GR8 ZC
13	2	900014-5	SCREW,HEX CAP.38-16X1.25 G8,ZC
14	2	901001	NUT,NYLON 5/16-18 ZINC
15	2	902011-4	WASHER, LOCK 3/8X.094 ZC
16	2	902013-10	WASHER, FLAT 5/16" PLAIN
17	7	902028-14	WASHER FLAT 1.437 OD X .884 ID
18	2	902001-1	WASHER, FLAT.375 I.D. .125 THK
19	1	906722-01	ELBOW, 90° NPSC O-RING #6M-M
20	1	906896-01	TEE, BULKHEAD RUN, ORFS SAE #8
21	1	906748-01	BULKHEAD RUN TEE, SAE#6 F/S,M
22	6	902028-12	WASHER,FLAT 1.250 OD X .757 ID
23	1	281068-02	GROMMET, MODIFIED, .5 HOLE
24	1	906897-01	TUBE END REDUCER, ORFS 8-6
25	1	296859-01	POWER DOWN MODULE
26	1	282625-13	CABLE ASSY, LOCK VALVE, 16/2X56
27	1	297046-01	FUSE HOLDER ASSY
28	2	900000-4	BOLT, HX .25-20X1 GR8 ZC
29	4	903137-01	NUT, NYL INSRT STOP .25-20 SS
30	4	903412-01	WASHER, FLAT .25, SS
31	2	903172-01	NUT, NYL INSRT STOP 10-32 SS
32	1	269191-02	CABLE ASSY,GROUND 2GA X 7 LG
33	1	297358-01	BRACKET, DIGITAL C/COUNT
34	2	900004-2	SCREW, CAP .25-20X.75 GR8 ZC
35	1	297269-01	DIGITAL CYCLE COUNTER
36	2	903721-02	RIVET, BL/DM, SS .16X.13-.19
37	1	297274-01	WIRE ASSY,POS LOCK,RING TERM,BLK
38	1	297274-02	WIRE ASSY,POS LOCK,RING TERM,RED
39	3	906712-03	O-RING #8 (1/2" FACE SEAL TUBE-END)
40	6	906712-02	O-RING #6 (3/8" FACE SEAL TUBE-END)

**CAUTION**

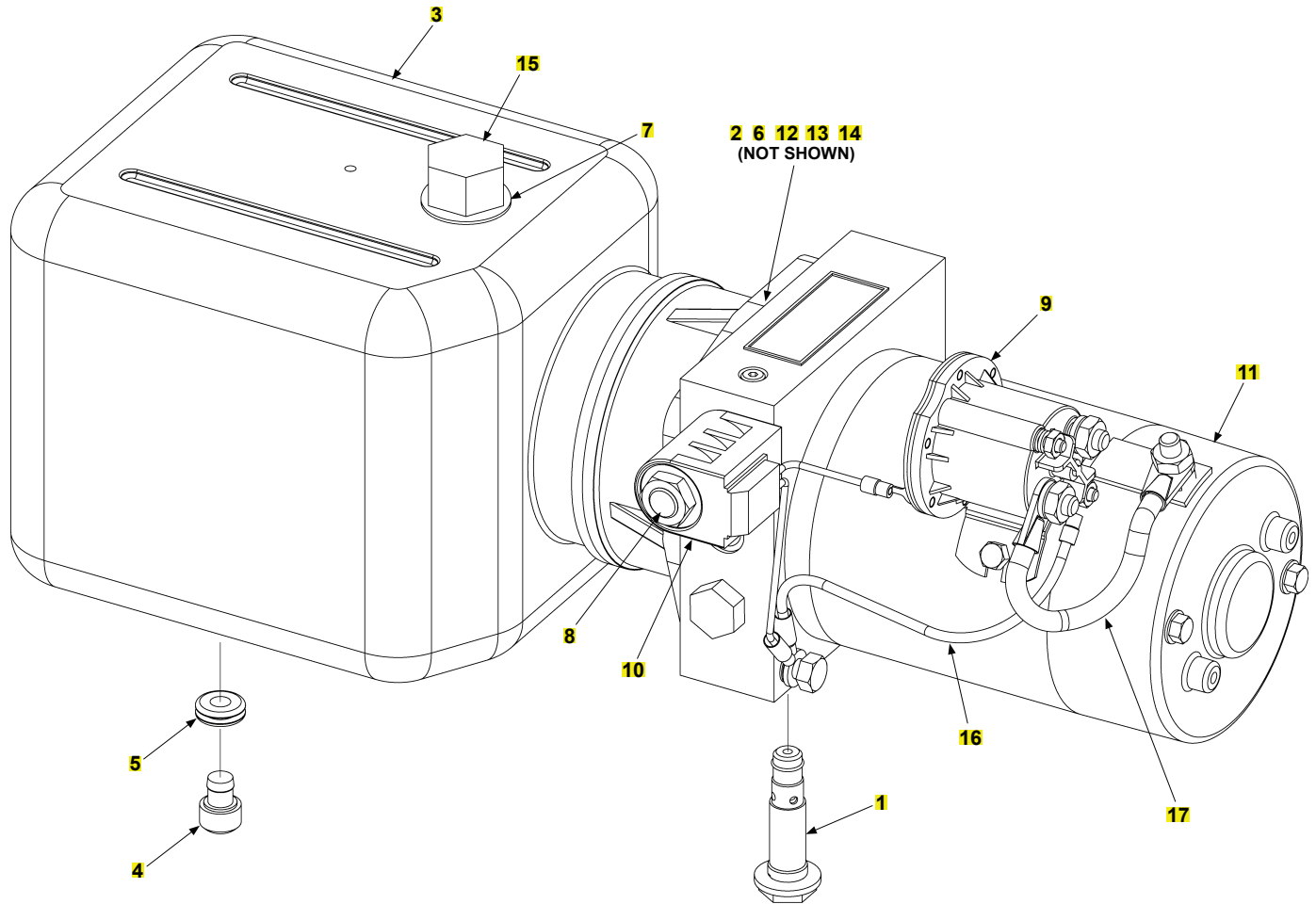
Do not over-tighten the terminal nuts on starter solenoid. For the load terminals, torque nuts to 35 lbs.-in. max. Torque the nuts on #10-32 control terminals 15 lbs.-in.

**CAUTION**

To prevent damage when installing 2-way valves, torque valve cartridge nut to 30 lbs.-in. max.

COMPLETE ASSEMBLY:

**12 VDC POWER UNIT (GRAVITY DOWN)**



**NOTE:** MAXON recommends using dielectric grease on all electrical connections.

**12 VDC POWER UNIT - GRAVITY DOWN****LAST UPDATED  
SEPT 2017 to OCT 2020**

<b>ITEM</b>	<b>QTY.</b>	<b>PART NO.</b>	<b>DESCRIPTION</b>
REF	1	297305-01	12 VDC PWR UNIT,G/D,TE-33/GPTLR
1	1	290267-01	CARTRIDGE RELIEF VALVE, 2950 PSI
2	1	906781-01	PUMP ASSY,203,GPT P/D
3	1	290228	RESERVOIR, PLASTIC, 11.00 LG, W/ DRAIN PLUG
4	1	290208	PLUG, 9/16-18, PLASTIC TANK
5	1	290209	WASHER, .56 ID X 1.25 OD
6	1	290034	FILTER, PUMP INLET
7	1	908016-01	GROMMET, RUBBER, .60 ID
8	1	906822-01	2P2W VALVE
9	1	284080-01	SWITCH, SOLENOID ASSY
10	1	290210	12 VDC COIL, DOUBLE LEADS (PDL12)
11	1	290175-01	MOTOR 12 VOLT D.C. STD DUTY
12	1	290020	O-RING, KEPNER CHECK VALVE
13	1	290061	SEAL SQUARE CUT PL RESERVOIR
14	1	260261	OIL SEAL,PUMP
15	1	280806-01	FILLER, BREATHER
16	1	284161-02	18GA WIRE
17	1	280404	CABLE ASSY

**CAUTION**

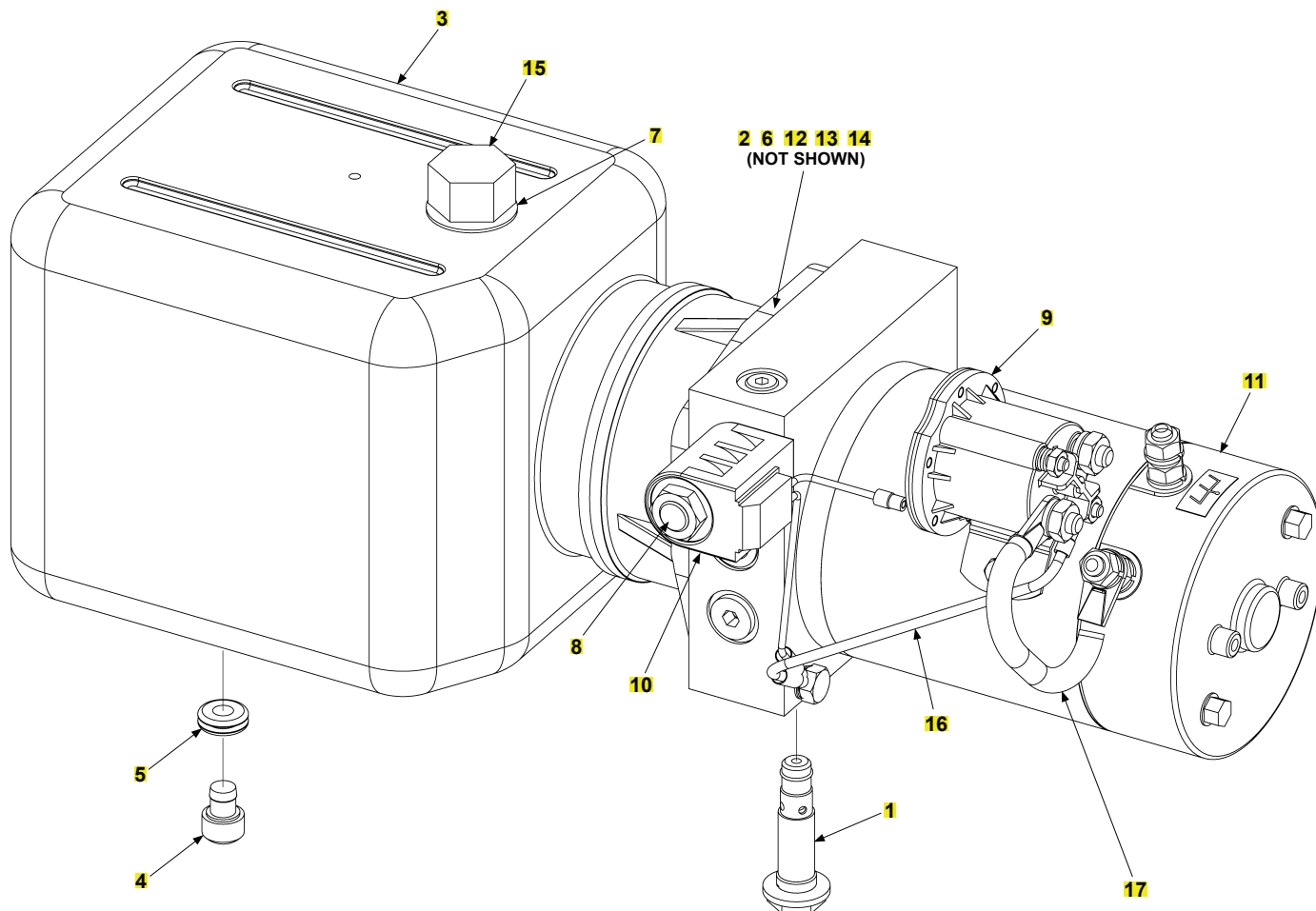
Do not over-tighten the terminal nuts on starter solenoid. For the load terminals, torque nuts to 35 lbs.-in. max. Torque the nuts on #10-32 control terminals 15 lbs.-in.

**CAUTION**

To prevent damage when installing 2-way valves, torque valve cartridge nut to 30 lbs.-in. max.

**COMPLETE ASSEMBLY:**

**24 VDC POWER UNIT (GRAVITY DOWN)**



**NOTE:** MAXON recommends using dielectric grease on all electrical connections.

**24 VDC POWER UNIT - GRAVITY DOWN****LAST UPDATED  
SEPT 2017 to OCT 2020**

<b>ITEM</b>	<b>QTY.</b>	<b>PART NO.</b>	<b>DESCRIPTION</b>
REF	1	298080-01	24VDC POWER UNIT, GD,TE-33/GPTLR
1	1	290267-01	CARTRIDGE RELIEF VALVE, 2950 PSI
2	1	906781-01	PUMP ASSY,203,GPT P/D
3	1	290228	RESERVOIR, PLASTIC, 11.00 LG, W/ DRAIN PLUG
4	1	290208	PLUG, 9/16-18, PLASTIC TANK
5	1	290209	WASHER, .56 ID X 1.25 OD
6	1	290034	FILTER, PUMP INLET
7	1	908016-01	GROMMET, RUBBER, .60 ID
8	1	906822-01	2P2W VALVE
9	1	284080-02	SWITCH, SOLENOID ASSY, 24VDC
10	1	290211	24 VDC COIL, DOUBLE LEADS (PDL24)
11	1	290176-01	24VDC MOTOR W/OUT TERM SW
12	1	290020	O-RING, KEPNER CHECK VALVE
13	1	290061	SEAL SQUARE CUT PL RESERVOIR
14	1	260261	OIL SEAL,PUMP
15	1	280806-01	FILLER, BREATHER
16	1	284161-02	18GA WIRE
17	1	280404	CABLE ASSY

**CAUTION**

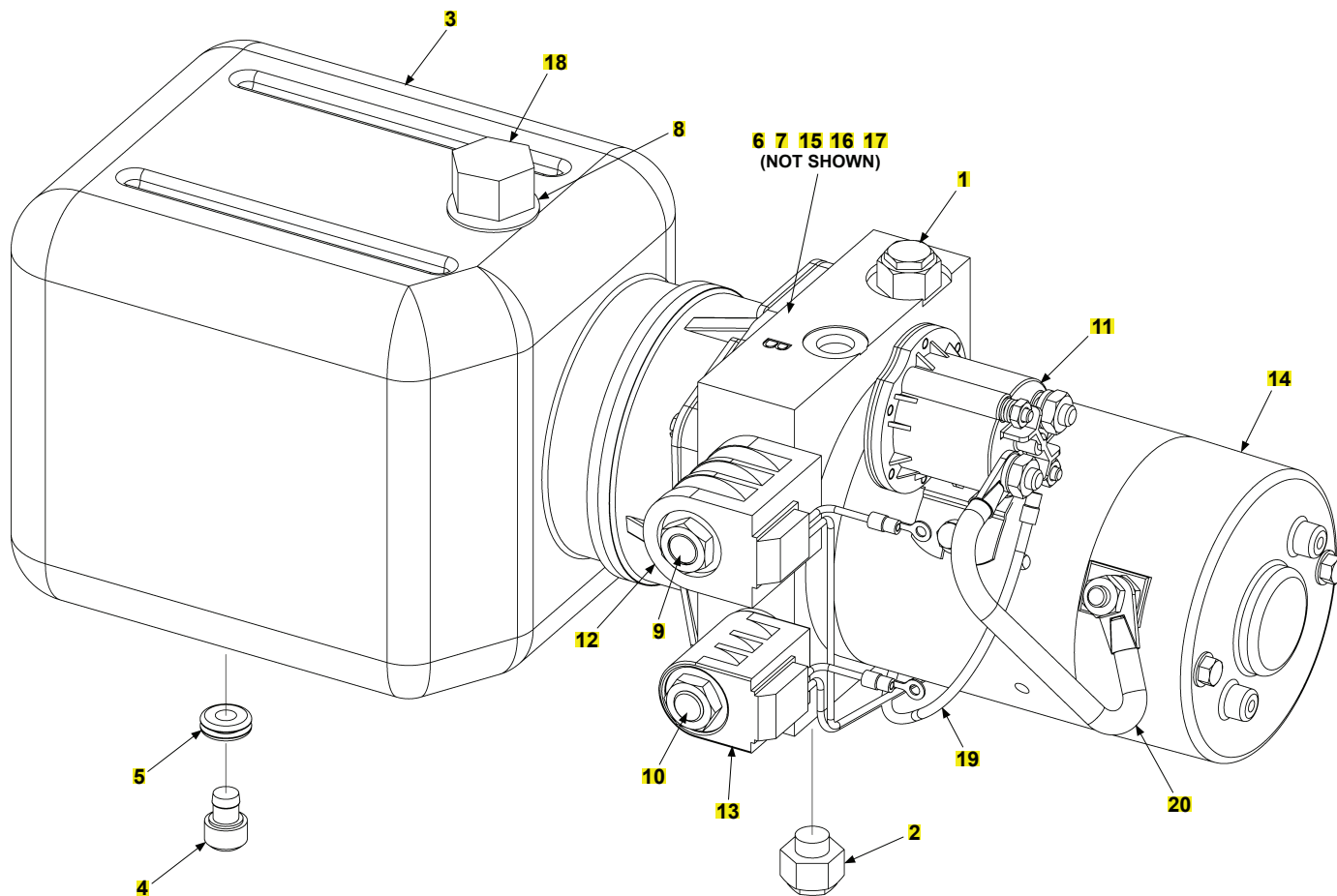
Do not over-tighten the terminal nuts on starter solenoid. For the load terminals, torque nuts to 35 lbs.-in. max. Torque the nuts on #10-32 control terminals 15 lbs.-in.

**CAUTION**

To prevent damage when installing 2-way valves, torque valve cartridge nut to 30 lbs.-in. max.

COMPLETE ASSEMBLY:

**12 VDC POWER UNIT (POWER DOWN)**



**NOTE:** MAXON recommends using dielectric grease on all electrical connections.

**12 VDC POWER UNIT - POWER DOWN****LAST UPDATED  
SEPT 2017 to OCT 2020**

<b>ITEM</b>	<b>QTY.</b>	<b>PART NO.</b>	<b>DESCRIPTION</b>
REF	1	297310-01	12 VDC PWR UNIT,P/D,TE-33
1	1	268174-01	RELIEF VALVE,ADJUST,1100PSI
2	1	290268-01	RELIEF VALVE "RV1" SET @2950 PSI
3	1	290229	RESERVOIR, PLASTIC, 11.00 LG, W/ DRAIN PLUG
4	1	290208	PLUG, 9/16-18, PLASTIC TANK
5	1	290209	WASHER, .56 ID X 1.25 OD
6	1	906781-01	PUMP ASSY,203,GPT P/D
7	1	290034	FILTER, PUMP INLET
8	1	908016-01	GROMMET, RUBBER, .60 ID
9	1	290047	VALVE CARTRIDGE 4WAY
10	1	906822-01	2P2W VALVE
11	1	284080-01	SWITCH, SOLENOID ASSY
12	1	290212	12 VDC COIL, DOUBLE LEADS (DDL12)
13	1	290213	12 VDC COIL, DOUBLE LEADS (PDL12)
14	1	290177-01	12VDC MOTOR W/OUT TERM SW, P/D
15	1	290020	O-RING, KEPNER CHECK VALVE
16	1	290061	SEAL SQUARE CUT PL RESERVOIR
17	1	260261	OIL SEAL,PUMP
18	1	280806-01	FILLER, BREATHER
19	1	284161-02	18GA WIRE
20	1	280404	CABLE ASSY



**NOTE:** Preferred decal layout is shown. Decals on the Liftgate are attached at the factory. If vehicle does not permit this layout, decals in the manual and decal kit must be applied so that they are easily visible when approaching vehicle to operate Liftgate. Use good common sense when locating these decals on vehicle.

**CAUTION**

**Always stand clear of platform area.**

PN 28252-01 (F)

**WARNING**

Read this information carefully.

- Improper operation of this Liftgate can result in serious personal injury. If you do not have a copy of the operating instructions, please obtain them from your employer, distributor, or dealer before you attempt to operate Liftgate.
- If there are signs of improper maintenance, damage to vital parts, or slippery platform surface, do not use the Liftgate until these problems have been corrected.
- If you are using a pallet jack, be sure it can be maneuvered safely.
- Do not operate a forklift on the platform.
- Do not allow any part of yours or your helper's body to be placed under, within, or around any portion of the moving Liftgate, or its mechanisms, or in a position that would trap them between the platform and the ground or truck when the Liftgate is operated.
- If a helper is riding the platform with you, make sure you are both doing so safely and that you are not in danger of coming in contact with any moving or potentially moving obstacles.
- **USE GOOD COMMON SENSE**
- If load appears to be unsafe, do not lift or lower it.

For a free copy of other manuals that pertain to the model Liftgate, please visit our website at [www.manitou.com](http://www.manitou.com) or call Customer Service at 1-800-221-4116. PN 28252-01 (C)

**SAFETY INSTRUCTIONS**

Read all decals and operation manual before operating liftgate.

1. Do not use liftgate unless you have been properly instructed and have read, and are familiar with, the operating instructions.
2. Be certain vehicle is properly and securely braked before using the liftgate.
3. Always inspect this liftgate for maintenance or damage before using it. Do not use liftgate if it shows any sign of damage or improper maintenance.
4. Do not overload.
5. Make certain the area in which the platform will open and close is clear before opening or closing the platform.
6. Make certain platform area, including the area in which loads may fall from platform, is clear before and at all times during operation of liftgate.
7. This liftgate is intended for loading and unloading of cargo only. Do not use this liftgate for anything but its intended use.

PN 28252-01 (A)

**WARNING**

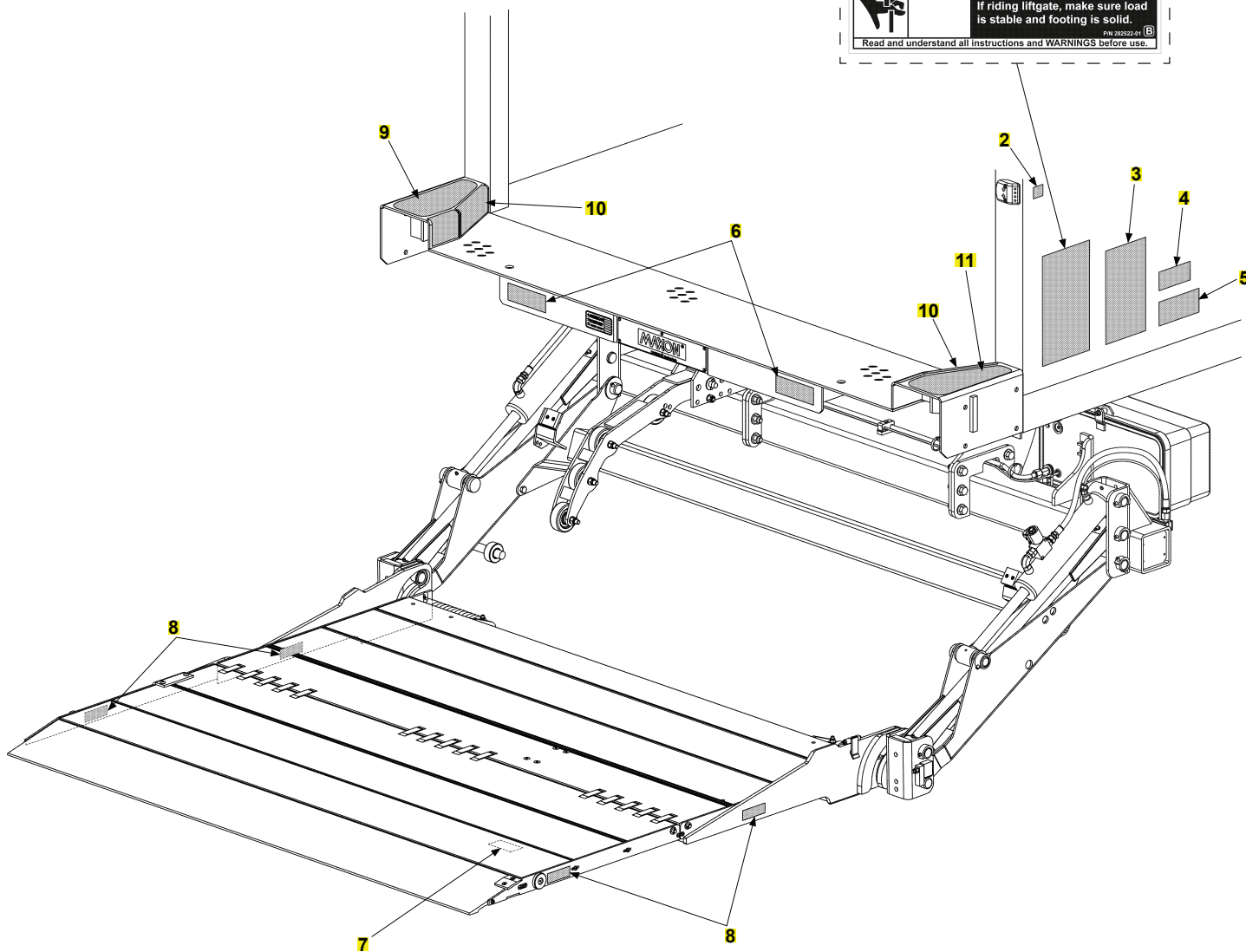
**Liftgate hazards can result in crushing or falling.**

**Keep hands and feet clear of pinch points.**

**If riding liftgate, make sure load is stable and footing is solid.**

PN 28252-01 (B)

Read and understand all instructions and WARNINGS before use.



## DECALS

LAST UPDATED  
SEPT 2017 to OCT 2020

ITEM	QTY.	PART NO.	DESCRIPTION
1	1	282522-01	DECAL SHEET,SM WARN & CAUTION
2	1	264507	DECAL UP & DOWN
3	1	251867-09	DECAL GPTLR OPER INSTR
4	1	220382	DECAL 2500# CAPACITY
		220388-02	DECAL 3300# CAPACITY
		253155	DECAL 4400# CAPACITY 2X3.75
		253161	DECAL 5500# CAPACITY 2X3.75
5	1	282847-02	DECAL,WARNING,STOW,TUK-A-WAY
6	2	265736-03	DECAL WARNING PINCH HAZARD
7	1	267694-01	DECAL CAUTION,LATCH
8	4	265736-02	DECAL WARNING,P-F PINCH HAZARD
9	1	281204-01	NONSKID,GPT EXT PLATE,LEFT
10	2	096018-10	TAPE,SAFETY, 4"X 14.5"
11	1	281204-02	NONSKID,GPT EXT PLATE,RIGHT