

To search for your Maxon parts in this document, press Ctrl + F for Windows or Command + F for macOS to open the Search Box.

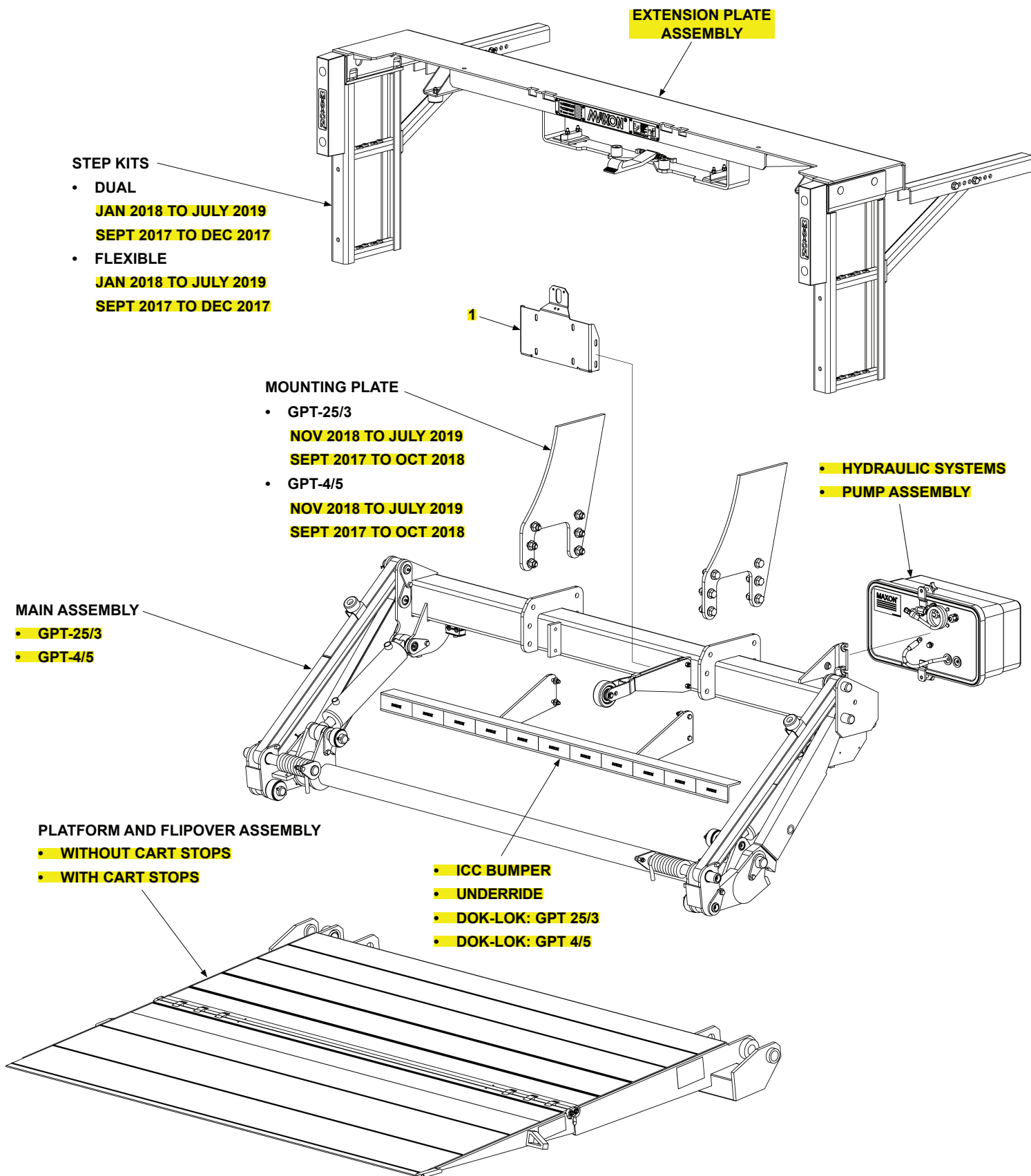


This parts manual covers all GPTWR's manufactured September 2017 to July 2019. If your model is older then please contact Maxon CS at 800.227.4116 or [parts@maxonlift.com](mailto:parts@maxonlift.com).

# TUK-A-WAY® GPTWR

# PARTS BREAKDOWN





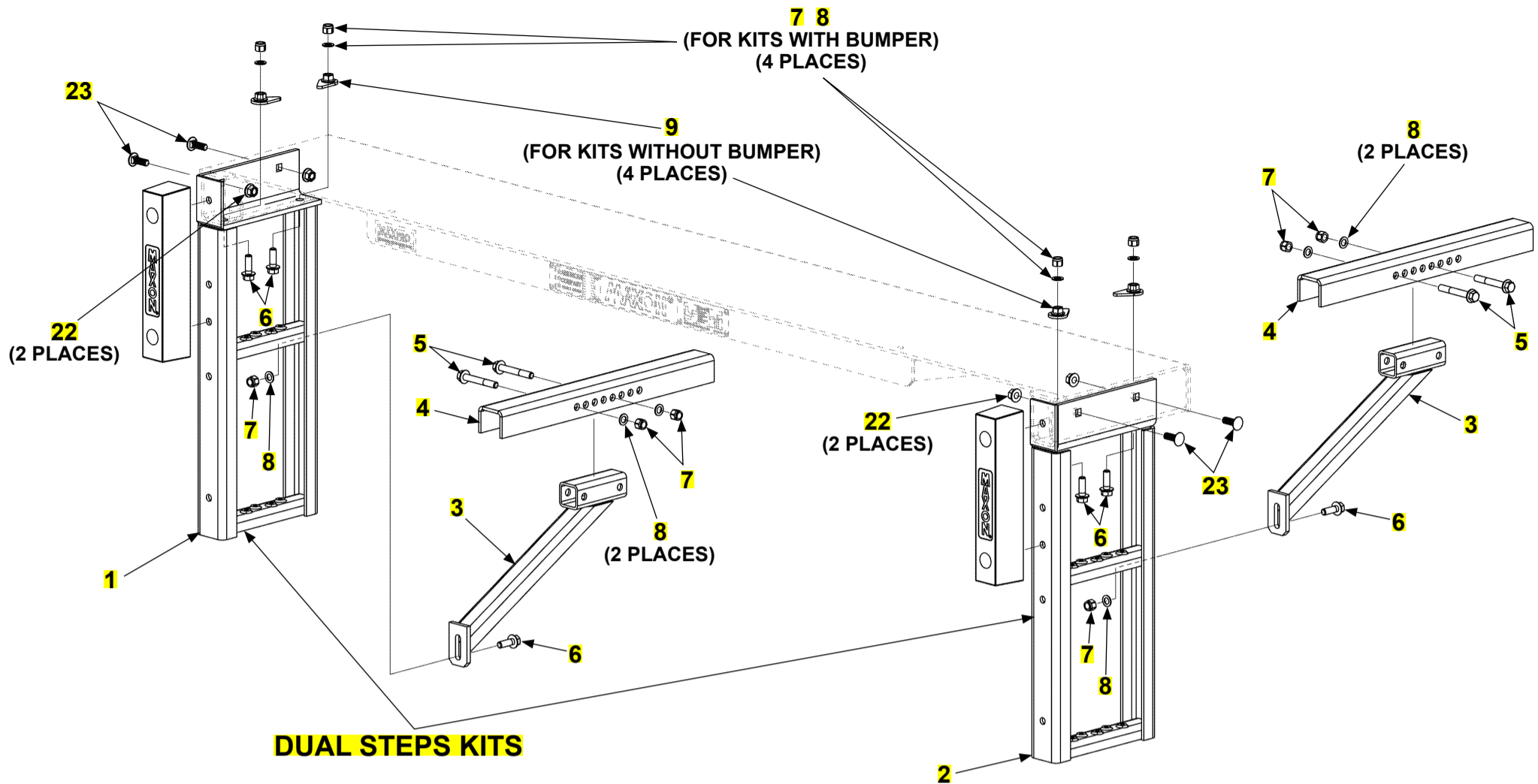
ITEM	QTY	PART NO	DESCRIPTION
1	1	287014-01	BRACKET, LIC PL & LIGHT MOUNT



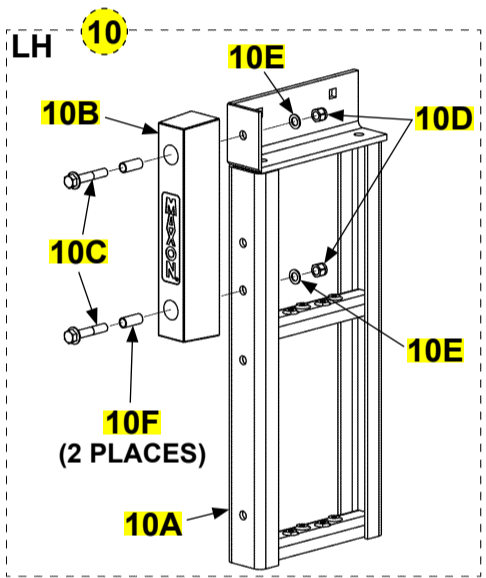
# DUAL STEPS KITS

LAST UPDATED  
JAN 2018 to JULY 2019

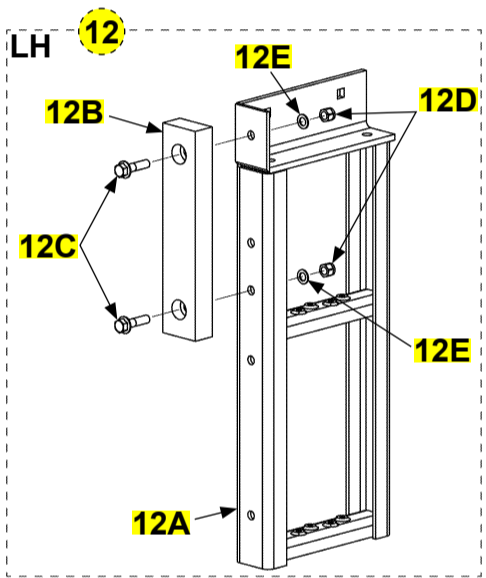
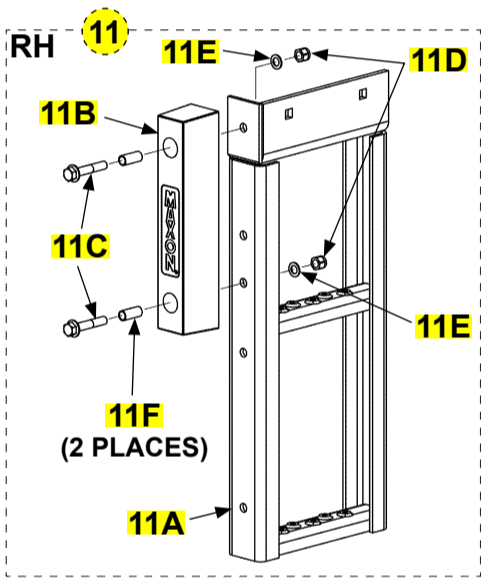
**NOTE:** Dual steps shown are only compatible with bolt-on extension plates.



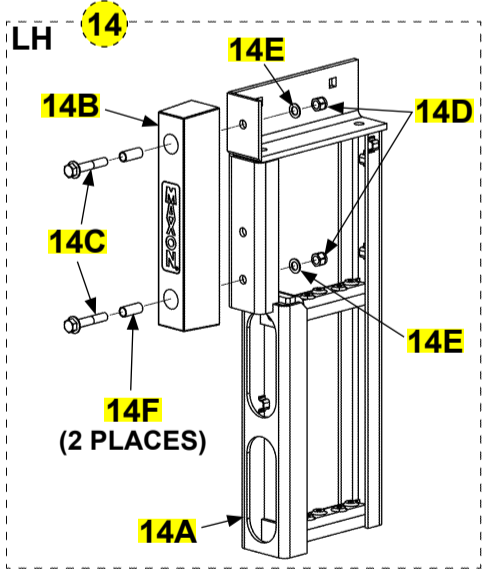
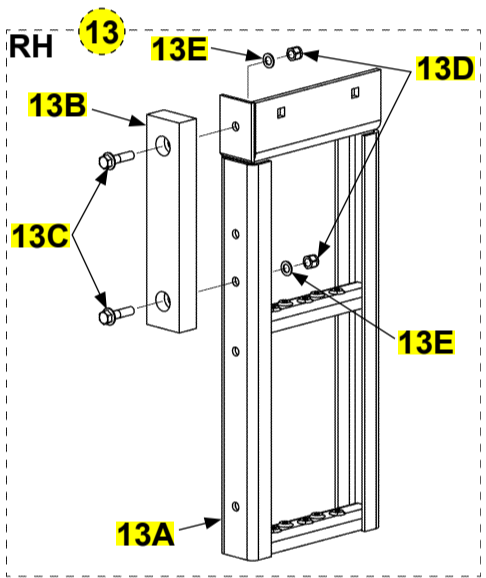
## DUAL STEPS KITS



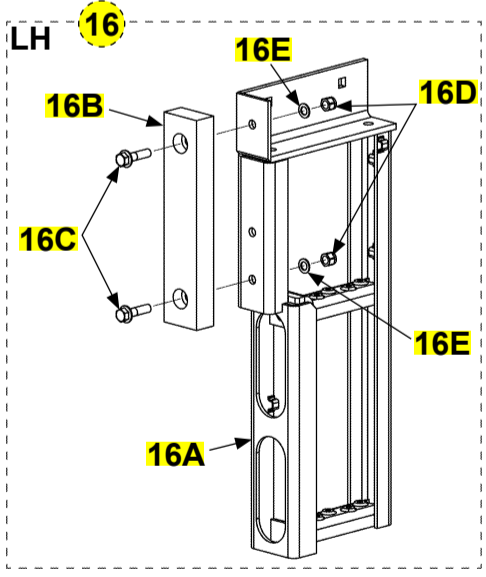
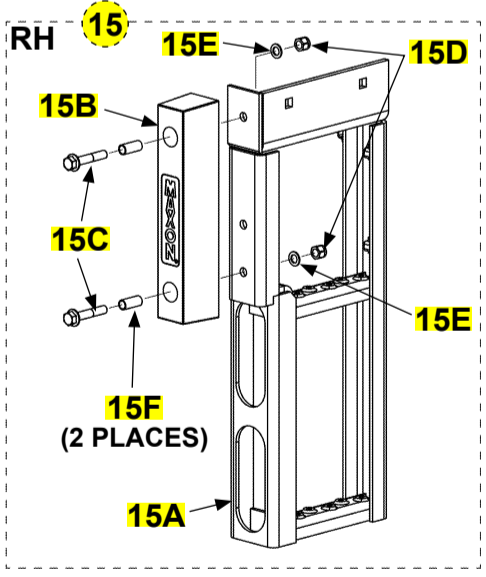
DUAL STEP ASSEMBLY WITH RUBBER BUMPER



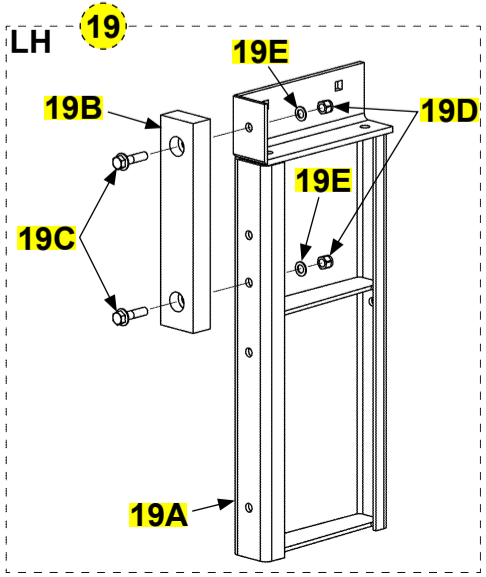
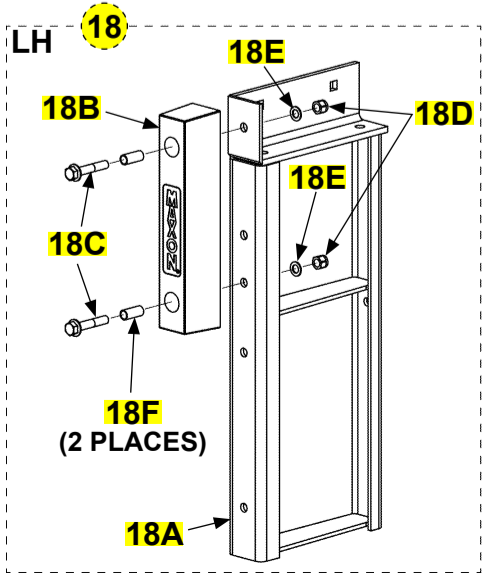
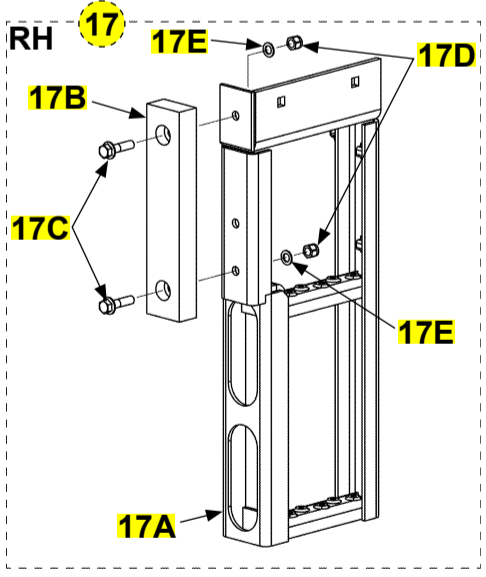
DUAL STEP ASSEMBLY WITH PLASTIC BUMPER



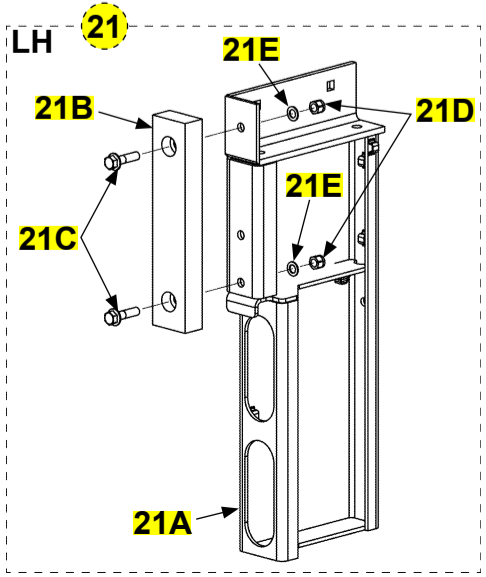
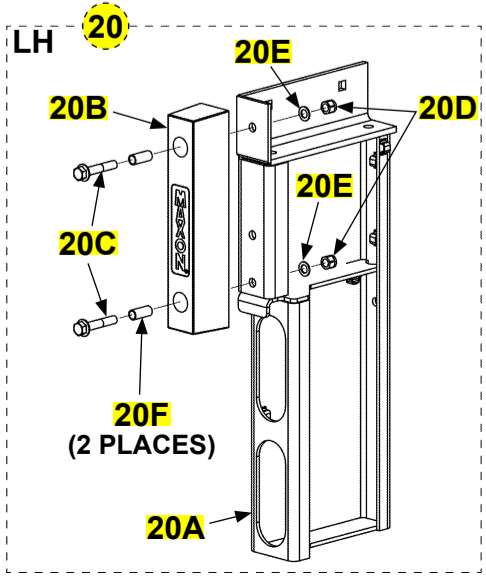
OVAL LIGHT DUAL STEP ASSEMBLY WITH RUBBER BUMPER



OVAL LIGHT DUAL STEP ASSEMBLY WITH PLASTIC BUMPER



DUAL NO STEP ASSEMBLY WITH BUMPER



**DUAL STEPS KITS**

LAST UPDATED  
JAN 2018 to JULY 2019

ITEM	QTY.	PART NO.	DESCRIPTION
REF	1	288705-01	KIT, DUAL STEPS, 14" RBR BMPRS
		288705-01G	KIT, DUAL STEPS, 14" RBR BMPRS, G
		288705-02	KIT, DUAL STEPS, 13.5" PE BMPRS
		288705-02G	KIT, DUAL STEPS, 13.5" PE BMPRS, G
		288705-03	KIT, DUAL STEPS, SS NO/STPS, 14" RBR BMPRS
		288705-03G	KIT, DUAL STEPS, SS NO/STPS, 14" RBR BMPRS,G
		288705-04	KIT, DUAL STEPS, SS NO/STPS, 13.5" PE BMPRS
		288705-04G	KIT, DUAL STEPS, SS NO/STPS, 13.5" PE BMPRS,G
		288705-05	KIT, DUAL STEPS NO BMPRS
		288705-05G	KIT, DUAL STEPS NO BMPRS, G
		288705-06	KIT, DUAL STEPS, SS NO/STEPS,NO BMPRS
		288705-06G	KIT, DUAL STEPS, SS NO/STEPS,NO BMPRS, G
		288705-31	KIT, DUAL STEPS W/LGHT, 14" RBR BMPRS
		288705-31G	KIT, DUAL STEPS W/LGHT, 14" RBR BMPRS, G
		288705-32	KIT, DUAL STEPS W/LGHT, 13.5" PE BMPRS
		288705-32G	KIT, DUAL STEPS W/LGHT, 13.5" PE BMPRS, G
		288705-33	KIT, DUAL STEPS W/LGHT, SS NO/STPS, 14" RBR BMPRS
		288705-33G	KIT, DUAL STEPS W/LGHT, SS NO/STPS, 14" RBR BMPRS,G
		288705-34	KIT, DUAL STEPS W/LGHT, SS NO/STPS, 13.5" PE BMPRS
		288705-34G	KIT, DUAL STEPS W/LGHT, SS NO/STPS, 13.5" PE BMPRS,G
288705-35	KIT, DUAL STEPS W/LGHT, NO BMPRS		
288705-35G	KIT, DUAL STEPS W/LGHT, NO BMPRS, G		
288705-36	KIT, DUAL STEPS W/LGHT, SS NO/STEPS,NO BMPRS		
288705-36G	KIT, DUAL STEPS W/LGHT, SS NO/STEPS,NO BMPRS, G		
1	1	288675-01	DUAL STEP WLDM, L
		288675-01G	DUAL STEP WLDMT, LH,G
		288675-03	DUAL STEP WLDMT, NO STEP, LH
		288675-03G	DUAL STEP WLDMT, NO STEP, LH, G
		288675-31	DUAL STEP WLDMT, W/OVL LGHT, LH
		288675-31G	DUAL STEP WLDMT, W/OVL LGHT, LH,G
		288675-33	DUAL STEP WLDMT, W/OVL LGHT, NO STP, LH
		288675-33G	DUAL STEP WLDMT, W/OVL LGHT, NO STP, LH,G
2	1	288675-02	DUAL STEP WLDMT, RH
		288675-02G	DUAL STEP WLDMT, RH,G
		288675-32	DUAL STEP WLDMT, W/OVL LGHT, RH
		288675-32G	DUAL STEP WLDMT, W/OVL LGHT, RH, G
3	2	288688-01	SUPPORT WLDMT, STEPS
		288688-01G	SUPPORT WLDMT, STEPS, GAL
4	2	288419-01	CHANNEL, STEP MOUNT
5	4	901024-10	BOLT HEX FRAME .5-13X3.5"LG
6	6	901024-5	BOLT HEX FRAME .5-13X1.5"LG
7	10	901010	NUT, NYLON LOCK 1/2-13 ZC
8	10	902000-14	WASHER, FLAT .500X.063 THK
9	4	283700-01	TEAR DROP WLDMT
10	1	288690-01	DUAL STEP ASSY, LH, 14"RBR BMPR
		288690-01G	DUAL STEP ASSY, LH, 14"RBR BMPR,G
10A	1	288675-01	DUAL STEP WLDMT, LH
		288675-01G	DUAL STEP WLDMT, LH, G
10B	1	905344-02	BUMPER,RUBBER, BLK 2.5X3X14
10C	2	901024-9	BOLT HEX FRAME .5-13X2.75"LG
10D	2	901010	NUT, NYLON LOCK 1/2-13 ZC
10E	2	902000-14	WASHER, FLAT .500X.063 THK
10F	2	092036-10	RD MECH TUBE.625ODX.058WX1.44L
11	1	288690-02	DUAL STEP ASSY, RH, 14"RBR BMPR
		288690-02G	DUAL STEP ASSY, RH, 14"RBR BMPR,G
11A	1	288675-02	DUAL STEP WLDMT, RH
		288675-02G	DUAL STEP WLDMT, RH, G
11B	1	905344-02	BUMPER,RUBBER, BLK 2.5X3X14
11C	2	901024-9	BOLT HEX FRAME .5-13X2.75"LG
11D	2	901010	NUT, NYLON LOCK 1/2-13 ZC
11E	2	902000-14	WASHER, FLAT .500X.063 THK
11F	2	092036-10	RD MECH TUBE.625ODX.058WX1.44L

**DUAL STEPS KITS - Continued**

**LAST UPDATED  
JAN 2018 to JULY 2019**

ITEM	QTY.	PART NO.	DESCRIPTION
12	1	288690-03	DUAL STEP ASSY, LH, 13.5"PE BMPR
		288690-03G	DUAL STEP ASSY, LH, 13.5"PE BMPR,G
12A	1	288675-01	DUAL STEP WLDMT, LH
		288675-01G	DUAL STEP WLDMT, LH, G
12B	1	905386-01	BUMPER,PLASTIC, 1.5 X 2.85 X13.5 LG
12C	2	901024-7	BOLT HEX FRAME .5-13X2"LG
12D	2	901010	NUT, NYLON LOCK 1/2-13 ZC
12E	2	902000-14	WASHER, FLAT .500X.063 THK
13	1	288690-04	DUAL STEP ASSY, RH, 13.5"PE BMPR
		288690-04G	DUAL STEP ASSY, RH, 13.5"PE BMPR,G
13A	1	288675-02	DUAL STEP WLDMT, RH
		288675-02G	DUAL STEP WLDMT, RH, G
13B	1	905386-01	BUMPER,PLASTIC, 1.5 X 2.85 X13.5 LG
13C	2	901024-7	BOLT HEX FRAME .5-13X2"LG
13D	2	901010	NUT, NYLON LOCK 1/2-13 ZC
13E	2	902000-14	WASHER, FLAT .500X.063 THK
14	1	288690-31	DUAL STEP ASSY, O/LGHT, LH, 14"RBR BMPR
		288690-31G	DUAL STEP ASSY, O/LGHT, LH, 14"RBR BMPR, G
14A	1	288675-31	DUAL STEP WLDMT,W/OVL LGHT, LH
		288675-31G	DUAL STEP WLDMT,W/OVL LGHT, LH, G
14B	1	905344-02	BUMPER,RUBBER, BLK 2.5X3X14
14C	2	901024-9	BOLT HEX FRAME .5-13X2.75"LG
14D	2	901010	NUT, NYLON LOCK 1/2-13 ZC
14E	2	902000-14	WASHER, FLAT .500X.063 THK
14F	2	092036-10	RD MECH TUBE.625ODX.058WX1.44L
15	1	288690-32	DUAL STEP ASSY, O/LGHT, RH, 14"RBR BMPR
		288690-32G	DUAL STEP ASSY, O/LGHT, RH, 14"RBR BMPR,G
15A	1	288675-32	DUAL STEP WLDMT,W/OVL LGHT, RH
		288675-32G	DUAL STEP WLDMT,W/OVL LGHT, RH, G
15B	1	905344-02	BUMPER,RUBBER, BLK 2.5X3X14
15C	2	901024-9	BOLT HEX FRAME .5-13X2.75"LG
15D	2	901010	NUT, NYLON LOCK 1/2-13 ZC
15E	2	902000-14	WASHER, FLAT .500X.063 THK
15F	2	092036-10	RD MECH TUBE.625ODX.058WX1.44L
16	1	288690-33	DUAL STEP ASSY, O/LGHT, LH, 13.5"PE BMPR
		288690-33G	DUAL STEP ASSY, O/LGHT, LH, 13.5"PE BMPR,G
16A	1	288675-31	DUAL STEP WLDMT,W/OVL LGHT, LH
		288675-31G	DUAL STEP WLDMT,W/OVL LGHT, LH, G
16B	1	905386-01	BUMPER,PLASTIC, 1.5 X 2.85 X13.5 LG
16C	2	901024-7	BOLT HEX FRAME .5-13X2"LG
16D	2	901010	NUT, NYLON LOCK 1/2-13 ZC
16E	2	902000-14	WASHER, FLAT .500X.063 THK
17	1	288690-34	DUAL STEP ASSY, O/LGHT, RH, 13.5"PE BMPR
		288690-34G	DUAL STEP ASSY, O/LGHT, RH, 13.5"PE BMPR,G
17A	1	288675-32	DUAL STEP WLDMT,W/OVL LGHT, RH
		288675-32G	DUAL STEP WLDMT,W/OVL LGHT, RH, G
17B	1	905386-01	BUMPER,PLASTIC, 1.5 X 2.85 X13.5 LG
17C	2	901024-7	BOLT HEX FRAME .5-13X2"LG
17D	2	901010	NUT, NYLON LOCK 1/2-13 ZC
17E	2	902000-14	WASHER, FLAT .500X.063 THK
18	1	288690-05	DUAL NO STEP ASSY, LH, 14"RBR BMPR
		288690-05G	DUAL NO STEP ASSY, LH, 14"RBR BMPR,G
18A	1	288675-03	CHANNEL WLDMT 29.5" LG, NO STEPS, LH
		288675-03G	CHANNEL WLDMT 29.5" LG, NO STEPS, LH, G
18B	1	905344-02	BUMPER,RUBBER, BLK 2.5X3X14
18C	2	901024-9	BOLT HEX FRAME .5-13X2.75"LG
18D	2	901010	NUT, NYLON LOCK 1/2-13 ZC
18E	2	902000-14	WASHER, FLAT .500X.063 THK
18F	2	092036-10	RD MECH TUBE.625ODX.058WX1.44L

**DUAL STEPS KITS - Continued**

**LAST UPDATED  
JAN 2018 to JULY 2019**

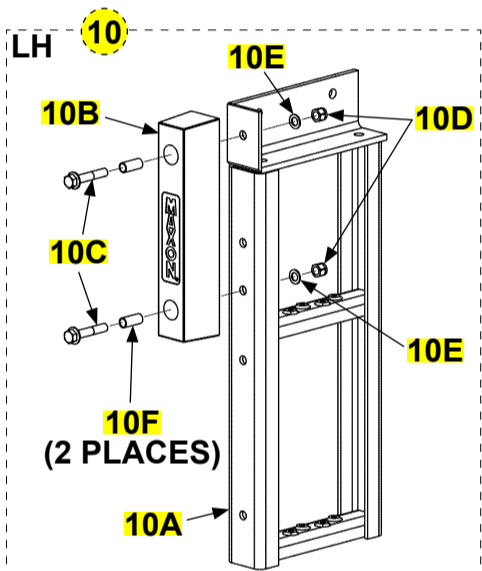
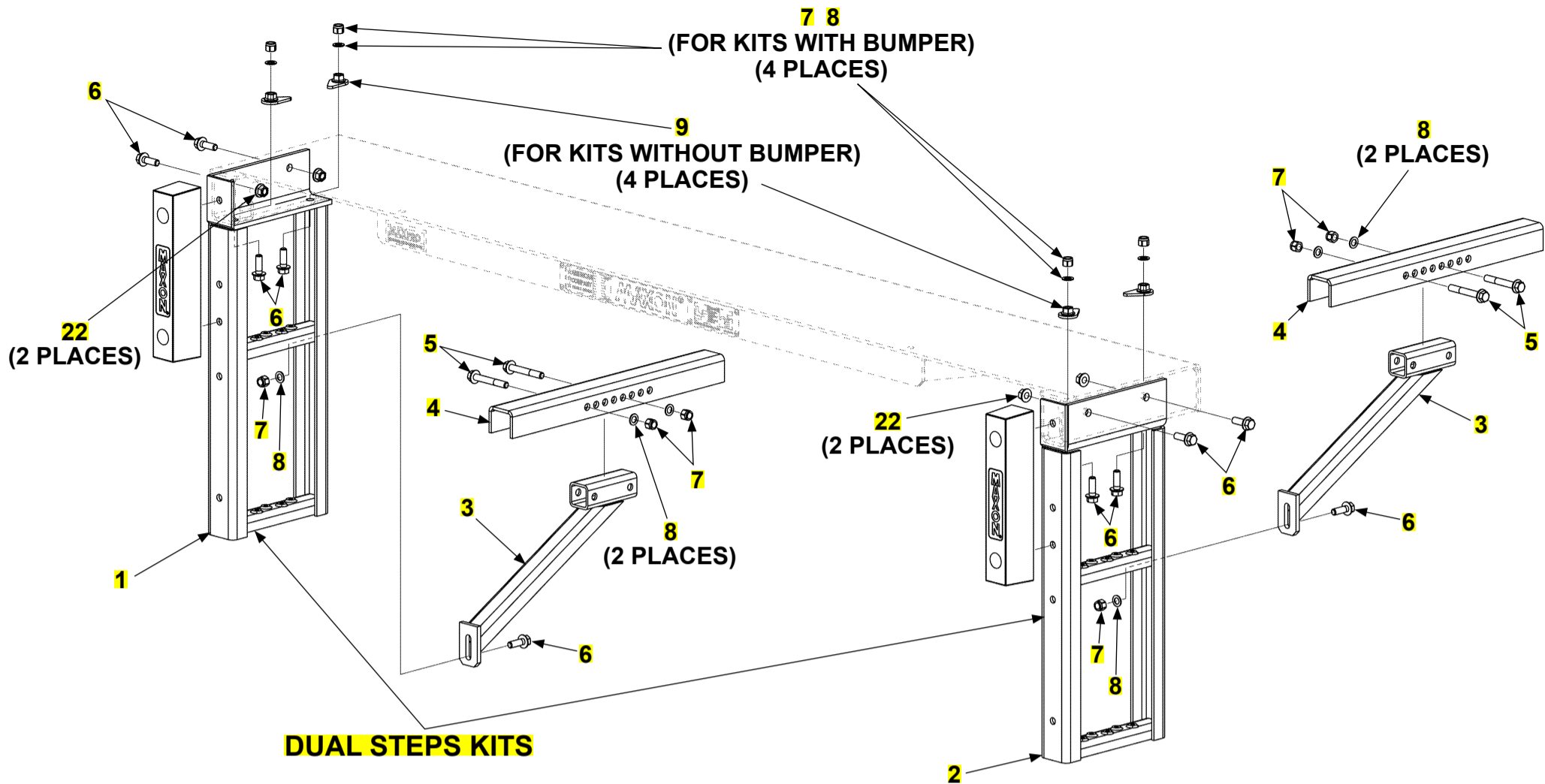
ITEM	QTY.	PART NO.	DESCRIPTION
19	1	288690-06	DUAL NO STEP ASSY, LH, 13.5"PE BMPR
		288690-06G	DUAL NO STEP ASSY, LH, 13.5"PE BMPR,G
19A	1	288675-03	CHANNEL WLDMT 29.5" LG, NO STEPS, LH
		288675-03G	CHANNEL WLDMT 29.5" LG, NO STEPS, LH, G
19B	1	905386-01	BUMPER,PLASTIC, 1.5 X 2.85 X13.5 LG
19C	2	901024-7	BOLT HEX FRAME .5-13X2"LG
19D	2	901010	NUT, NYLON LOCK 1/2-13 ZC
19E	2	902000-14	WASHER, FLAT .500X.063 THK
20	1	288690-35	DUAL NO STEP ASSY, O/LGHT, LH, 14"RBR BMPR
		288690-35G	DUAL NO STEP ASSY,O/LGHT, LH, 14"RBR BMPR,G
20A	1	288675-33	CHNL WLDMT,W/OVL LGHT, NO STEPS, LH
		288675-33G	CHNL WLDMT,W/OVL LGHT, NO STEPS, LH, G
20B	1	905344-02	BUMPER,RUBBER, BLK 2.5X3X14
20C	2	901024-9	BOLT HEX FRAME .5-13X2.75"LG
20D	2	901010	NUT, NYLON LOCK 1/2-13 ZC
20E	2	902000-14	WASHER, FLAT .500X.063 THK
20F	2	092036-10	RD MECH TUBE.625ODX.058WX1.44L
21	1	288690-36	DUAL NO STEP ASSY, O/LGHT, LH, 13.5"PE BMPR
		288690-36G	DUAL NO STEP ASSY,O/LGHT, LH, 13.5"PE BMPR,G
21A	1	288675-33	CHNL WLDMT,W/OVL LGHT, NO STEPS, LH
		288675-33G	CHNL WLDMT,W/OVL LGHT, NO STEPS, LH, G
21B	1	905386-01	BUMPER,PLASTIC, 1.5 X 2.85 X13.5 LG
21C	2	901024-7	BOLT HEX FRAME .5-13X2"LG
21D	2	901010	NUT, NYLON LOCK 1/2-13 ZC
21E	2	902000-14	WASHER, FLAT .500X.063 THK
22	4	901023	FLANGE LOCK NUT
23	4	900820-01	CARRIAGE BOLT SQUARE 1/2"-13



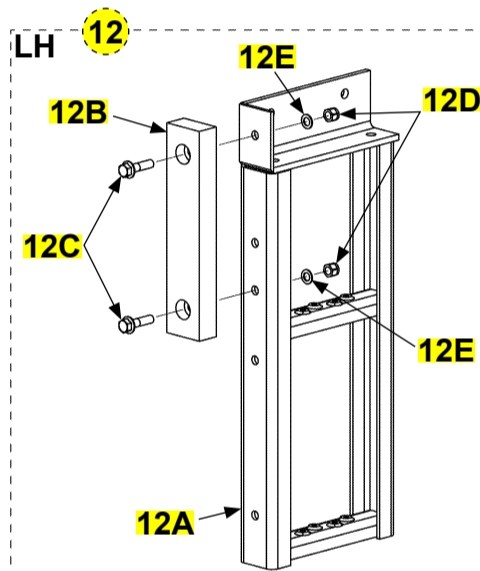
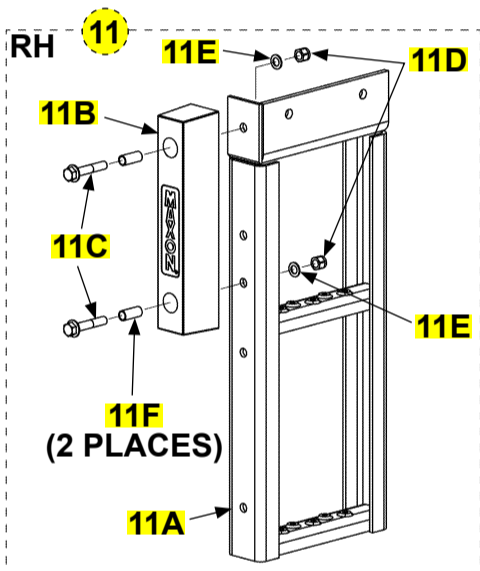
# DUAL STEPS KITS

LAST UPDATED  
SEPT 2017 to DEC 2017

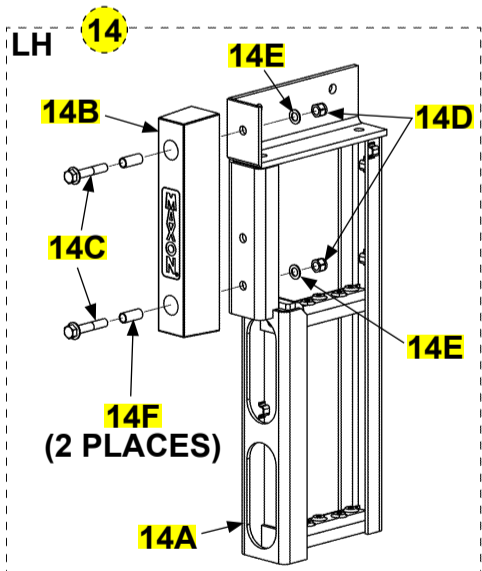
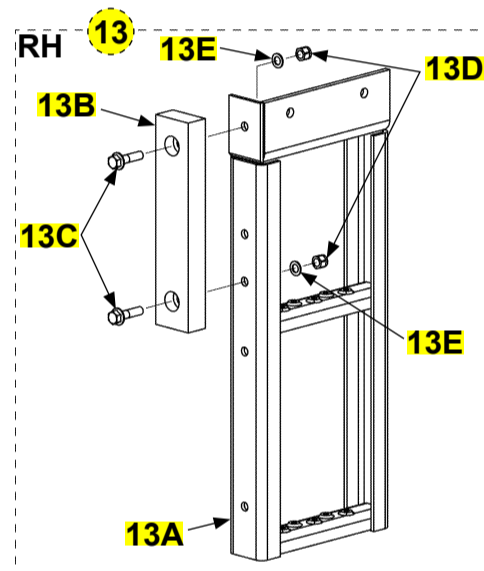
**NOTE:** Dual steps shown are only compatible with bolt-on extension plates.



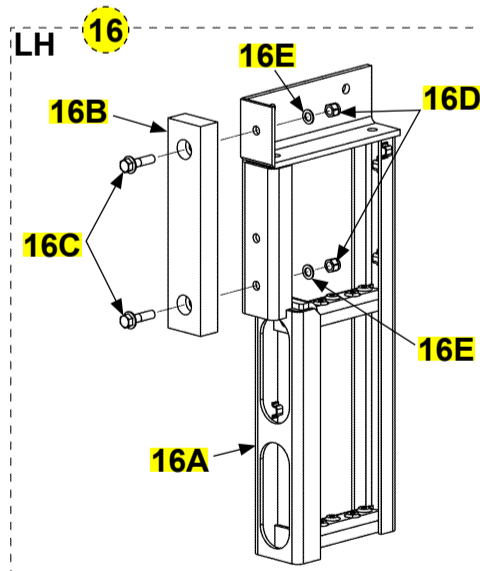
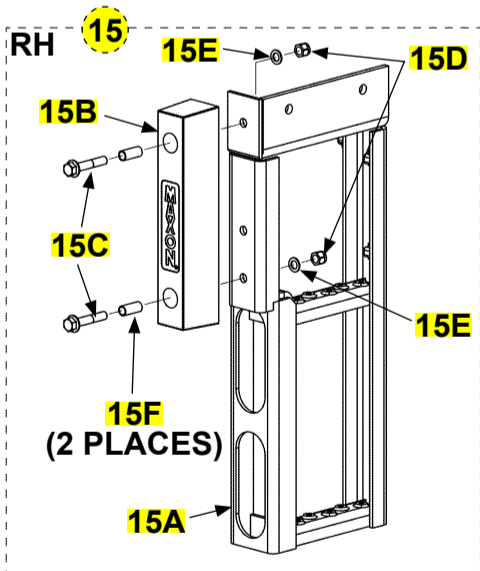
**DUAL STEP ASSEMBLY WITH RUBBER BUMPER**



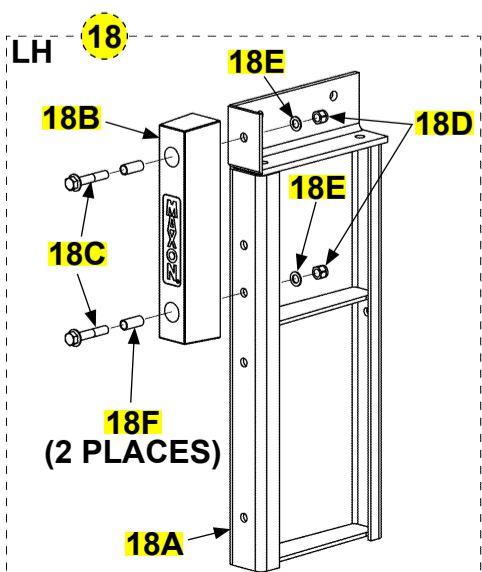
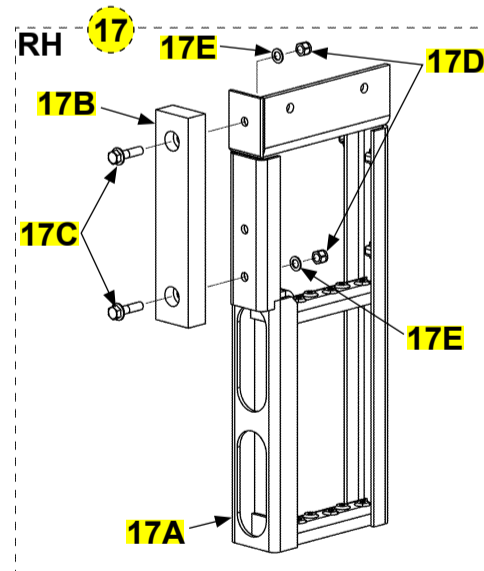
**DUAL STEP ASSEMBLY WITH PLASTIC BUMPER**



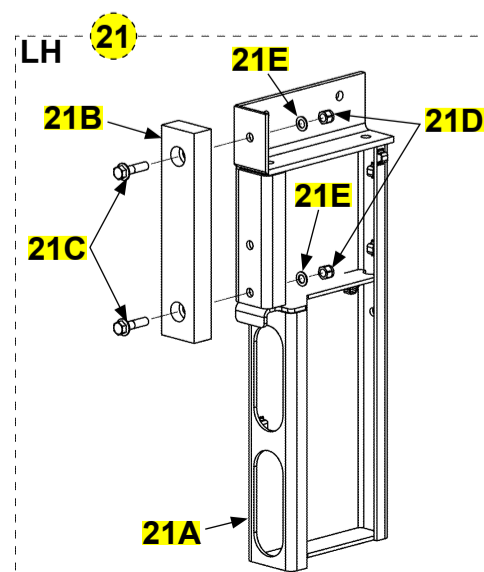
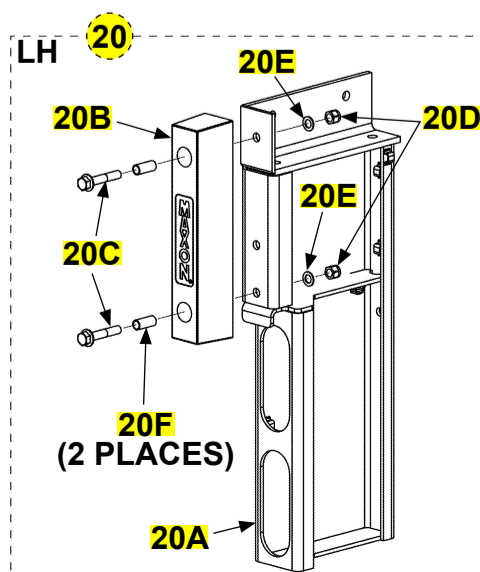
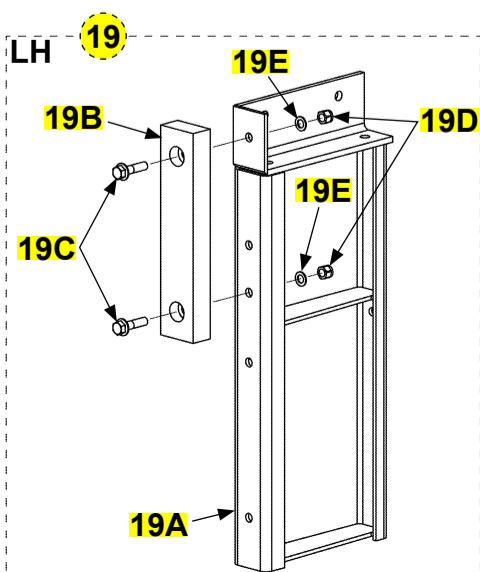
**OVAL LIGHT DUAL STEP ASSEMBLY WITH RUBBER BUMPER**



**OVAL LIGHT DUAL STEP ASSEMBLY WITH PLASTIC BUMPER**



**DUAL NO STEP ASSEMBLY WITH BUMPER**



**DUAL STEPS KITS**

LAST UPDATED  
SEPT 2017 to DEC 2017

ITEM	QTY.	PART NO.	DESCRIPTION
REF	1	288705-01	KIT, DUAL STEPS, 14" RBR BMPRS
		288705-01G	KIT, DUAL STEPS, 14" RBR BMPRS, G
		288705-02	KIT, DUAL STEPS, 13.5" PE BMPRS
		288705-02G	KIT, DUAL STEPS, 13.5" PE BMPRS, G
		288705-03	KIT, DUAL STEPS, SS NO/STPS, 14" RBR BMPRS
		288705-03G	KIT, DUAL STEPS, SS NO/STPS, 14" RBR BMPRS,G
		288705-04	KIT, DUAL STEPS, SS NO/STPS, 13.5" PE BMPRS
		288705-04G	KIT, DUAL STEPS, SS NO/STPS, 13.5" PE BMPRS,G
		288705-05	KIT, DUAL STEPS NO BMPRS
		288705-05G	KIT, DUAL STEPS NO BMPRS, G
		288705-06	KIT, DUAL STEPS, SS NO/STEPS,NO BMPRS
		288705-06G	KIT, DUAL STEPS, SS NO/STEPS,NO BMPRS, G
		288705-31	KIT, DUAL STEPS W/LGHT, 14" RBR BMPRS
		288705-31G	KIT, DUAL STEPS W/LGHT, 14" RBR BMPRS, G
		288705-32	KIT, DUAL STEPS W/LGHT, 13.5" PE BMPRS
		288705-32G	KIT, DUAL STEPS W/LGHT, 13.5" PE BMPRS, G
		288705-33	KIT, DUAL STEPS W/LGHT, SS NO/STPS, 14" RBR BMPRS
		288705-33G	KIT, DUAL STEPS W/LGHT, SS NO/STPS, 14" RBR BMPRS,G
		288705-34	KIT, DUAL STEPS W/LGHT, SS NO/STPS, 13.5" PE BMPRS
		288705-34G	KIT, DUAL STEPS W/LGHT, SS NO/STPS, 13.5" PE BMPRS,G
		288705-35	KIT, DUAL STEPS W/LGHT, NO BMPRS
		288705-35G	KIT, DUAL STEPS W/LGHT, NO BMPRS, G
		288705-36	KIT, DUAL STEPS W/LGHT, SS NO/STEPS,NO BMPRS
		288705-36G	KIT, DUAL STEPS W/LGHT, SS NO/STEPS,NO BMPRS, G
1	1	288675-01	DUAL STEP WLDM, L
		288675-01G	DUAL STEP WLDMT, LH,G
		288675-03	DUAL STEP WLDMT, NO STEP, LH
		288675-03G	DUAL STEP WLDMT, NO STEP, LH, G
		288675-31	DUAL STEP WLDMT, W/OVL LGHT, LH
		288675-31G	DUAL STEP WLDMT, W/OVL LGHT, LH,G
		288675-33	DUAL STEP WLDMT, W/OVL LGHT, NO STP, LH
		288675-33G	DUAL STEP WLDMT, W/OVL LGHT, NO STP, LH,G
2	1	288675-02	DUAL STEP WLDMT, RH
		288675-02G	DUAL STEP WLDMT, RH,G
		288675-32	DUAL STEP WLDMT, W/OVL LGHT, RH
		288675-32G	DUAL STEP WLDMT, W/OVL LGHT, RH, G
3	2	288688-01	SUPPORT WLDMT, STEPS
		288688-01G	SUPPORT WLDMT, STEPS, GAL
4	2	288419-01	CHANNEL, STEP MOUNT
5	4	901024-10	BOLT HEX FRAME .5-13X3.5"LG
6	10	901024-5	BOLT HEX FRAME .5-13X1.5"LG
7	10	901010	NUT, NYLON LOCK 1/2-13 ZC
8	10	902000-14	WASHER, FLAT .500X.063 THK
9	4	283700-01	TEAR DROP WLDMT
10	1	288690-01	DUAL STEP ASSY, LH, 14"RBR BMPR
		288690-01G	DUAL STEP ASSY, LH, 14"RBR BMPR,G
10A	1	288675-01	DUAL STEP WLDMT, LH
		288675-01G	DUAL STEP WLDMT, LH, G
10B	1	905344-02	BUMPER,RUBBER, BLK 2.5X3X14
10C	2	901024-9	BOLT HEX FRAME .5-13X2.75"LG
10D	2	901010	NUT, NYLON LOCK 1/2-13 ZC
10E	2	902000-14	WASHER, FLAT .500X.063 THK
10F	2	092036-10	RD MECH TUBE.625ODX.058WX1.44L
11	1	288690-02	DUAL STEP ASSY, RH, 14"RBR BMPR
		288690-02G	DUAL STEP ASSY, RH, 14"RBR BMPR,G
11A	1	288675-02	DUAL STEP WLDMT, RH
		288675-02G	DUAL STEP WLDMT, RH, G
11B	1	905344-02	BUMPER,RUBBER, BLK 2.5X3X14
11C	2	901024-9	BOLT HEX FRAME .5-13X2.75"LG
11D	2	901010	NUT, NYLON LOCK 1/2-13 ZC
11E	2	902000-14	WASHER, FLAT .500X.063 THK
11F	2	092036-10	RD MECH TUBE.625ODX.058WX1.44L



**DUAL STEPS KITS - Continued**

**LAST UPDATED  
SEPT 2017 to DEC 2017**

ITEM	QTY.	PART NO.	DESCRIPTION
12	1	288690-03	DUAL STEP ASSY, LH, 13.5"PE BMPR
		288690-03G	DUAL STEP ASSY, LH, 13.5"PE BMPR,G
12A	1	288675-01	DUAL STEP WLDMT, LH
		288675-01G	DUAL STEP WLDMT, LH, G
12B	1	905386-01	BUMPER,PLASTIC, 1.5 X 2.85 X13.5 LG
12C	2	901024-7	BOLT HEX FRAME .5-13X2"LG
12D	2	901010	NUT, NYLON LOCK 1/2-13 ZC
12E	2	902000-14	WASHER, FLAT .500X.063 THK
13	1	288690-04	DUAL STEP ASSY, RH, 13.5"PE BMPR
		288690-04G	DUAL STEP ASSY, RH, 13.5"PE BMPR,G
13A	1	288675-02	DUAL STEP WLDMT, RH
		288675-02G	DUAL STEP WLDMT, RH, G
13B	1	905386-01	BUMPER,PLASTIC, 1.5 X 2.85 X13.5 LG
13C	2	901024-7	BOLT HEX FRAME .5-13X2"LG
13D	2	901010	NUT, NYLON LOCK 1/2-13 ZC
13E	2	902000-14	WASHER, FLAT .500X.063 THK
14	1	288690-31	DUAL STEP ASSY, O/LGHT, LH, 14"RBR BMPR
		288690-31G	DUAL STEP ASSY, O/LGHT, LH, 14"RBR BMPR, G
14A	1	288675-31	DUAL STEP WLDMT,W/OVL LGHT, LH
		288675-31G	DUAL STEP WLDMT,W/OVL LGHT, LH, G
14B	1	905344-02	BUMPER,RUBBER, BLK 2.5X3X14
14C	2	901024-9	BOLT HEX FRAME .5-13X2.75"LG
14D	2	901010	NUT, NYLON LOCK 1/2-13 ZC
14E	2	902000-14	WASHER, FLAT .500X.063 THK
14F	2	092036-10	RD MECH TUBE.625ODX.058WX1.44L
15	1	288690-32	DUAL STEP ASSY, O/LGHT, RH, 14"RBR BMPR
		288690-32G	DUAL STEP ASSY, O/LGHT, RH, 14"RBR BMPR,G
15A	1	288675-32	DUAL STEP WLDMT,W/OVL LGHT, RH
		288675-32G	DUAL STEP WLDMT,W/OVL LGHT, RH, G
15B	1	905344-02	BUMPER,RUBBER, BLK 2.5X3X14
15C	2	901024-9	BOLT HEX FRAME .5-13X2.75"LG
15D	2	901010	NUT, NYLON LOCK 1/2-13 ZC
15E	2	902000-14	WASHER, FLAT .500X.063 THK
15F	2	092036-10	RD MECH TUBE.625ODX.058WX1.44L
16	1	288690-33	DUAL STEP ASSY, O/LGHT, LH, 13.5"PE BMPR
		288690-33G	DUAL STEP ASSY, O/LGHT, LH, 13.5"PE BMPR,G
16A	1	288675-31	DUAL STEP WLDMT,W/OVL LGHT, LH
		288675-31G	DUAL STEP WLDMT,W/OVL LGHT, LH, G
16B	1	905386-01	BUMPER,PLASTIC, 1.5 X 2.85 X13.5 LG
16C	2	901024-7	BOLT HEX FRAME .5-13X2"LG
16D	2	901010	NUT, NYLON LOCK 1/2-13 ZC
16E	2	902000-14	WASHER, FLAT .500X.063 THK
17	1	288690-34	DUAL STEP ASSY, O/LGHT, RH, 13.5"PE BMPR
		288690-34G	DUAL STEP ASSY, O/LGHT, RH, 13.5"PE BMPR,G
17A	1	288675-32	DUAL STEP WLDMT,W/OVL LGHT, RH
		288675-32G	DUAL STEP WLDMT,W/OVL LGHT, RH, G
17B	1	905386-01	BUMPER,PLASTIC, 1.5 X 2.85 X13.5 LG
17C	2	901024-7	BOLT HEX FRAME .5-13X2"LG
17D	2	901010	NUT, NYLON LOCK 1/2-13 ZC
17E	2	902000-14	WASHER, FLAT .500X.063 THK
18	1	288690-05	DUAL NO STEP ASSY, LH, 14"RBR BMPR
		288690-05G	DUAL NO STEP ASSY, LH, 14"RBR BMPR,G
18A	1	288675-03	CHANNEL WLDMT 29.5" LG, NO STEPS, LH
		288675-03G	CHANNEL WLDMT 29.5" LG, NO STEPS, LH, G
18B	1	905344-02	BUMPER,RUBBER, BLK 2.5X3X14
18C	2	901024-9	BOLT HEX FRAME .5-13X2.75"LG
18D	2	901010	NUT, NYLON LOCK 1/2-13 ZC
18E	2	902000-14	WASHER, FLAT .500X.063 THK
18F	2	092036-10	RD MECH TUBE.625ODX.058WX1.44L

**DUAL STEPS KITS - Continued**

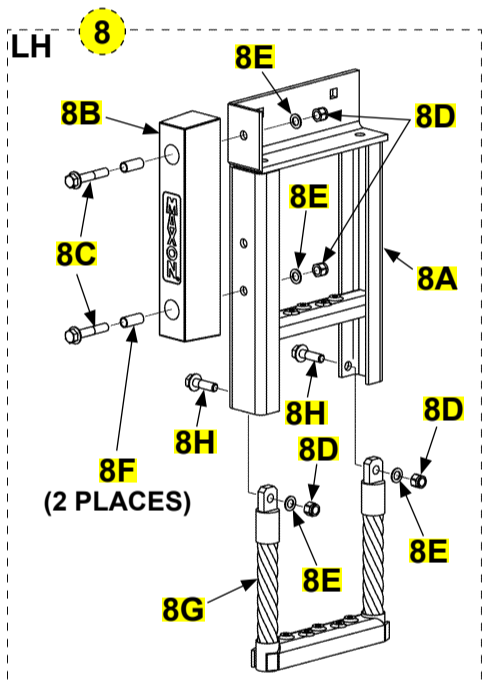
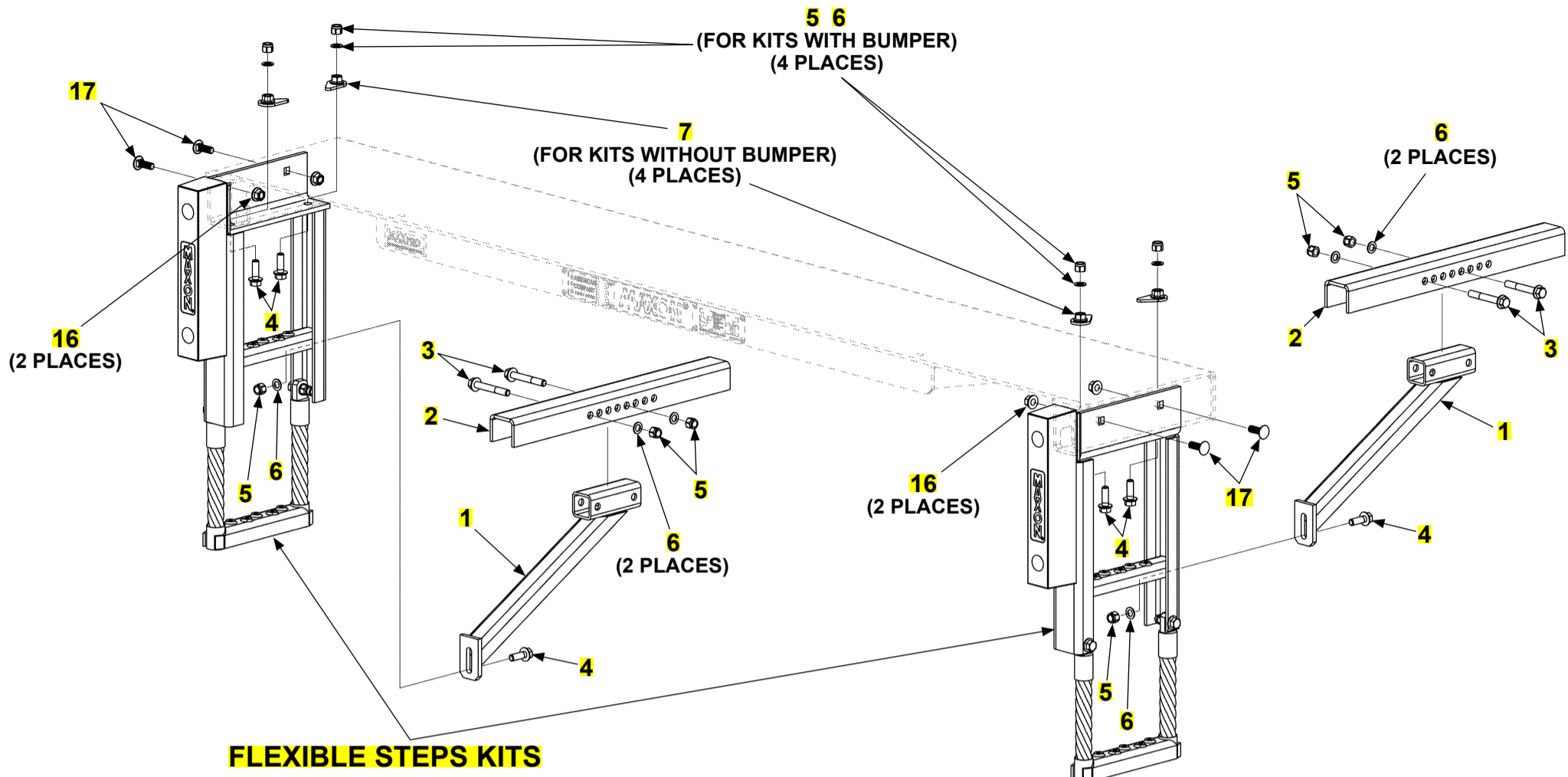
**LAST UPDATED  
SEPT 2017 to DEC 2017**

ITEM	QTY.	PART NO.	DESCRIPTION
19	1	288690-06	DUAL NO STEP ASSY, LH, 13.5"PE BMPR
		288690-06G	DUAL NO STEP ASSY, LH, 13.5"PE BMPR,G
19A	1	288675-03	CHANNEL WLDMT 29.5" LG, NO STEPS, LH
		288675-03G	CHANNEL WLDMT 29.5" LG, NO STEPS, LH, G
19B	1	905386-01	BUMPER,PLASTIC, 1.5 X 2.85 X13.5 LG
19C	2	901024-7	BOLT HEX FRAME .5-13X2"LG
19D	2	901010	NUT, NYLON LOCK 1/2-13 ZC
19E	2	902000-14	WASHER, FLAT .500X.063 THK
20	1	288690-35	DUAL NO STEP ASSY, O/LGHT, LH, 14"RBR BMPR
		288690-35G	DUAL NO STEP ASSY,O/LGHT, LH, 14"RBR BMPR,G
20A	1	288675-33	CHNL WLDMT,W/OVL LGHT, NO STEPS, LH
		288675-33G	CHNL WLDMT,W/OVL LGHT, NO STEPS, LH, G
20B	1	905344-02	BUMPER,RUBBER, BLK 2.5X3X14
20C	2	901024-9	BOLT HEX FRAME .5-13X2.75"LG
20D	2	901010	NUT, NYLON LOCK 1/2-13 ZC
20E	2	902000-14	WASHER, FLAT .500X.063 THK
20F	2	092036-10	RD MECH TUBE.625ODX.058WX1.44L
21	1	288690-36	DUAL NO STEP ASSY, O/LGHT, LH, 13.5"PE BMPR
		288690-36G	DUAL NO STEP ASSY,O/LGHT, LH, 13.5"PE BMPR,G
21A	1	288675-33	CHNL WLDMT,W/OVL LGHT, NO STEPS, LH
		288675-33G	CHNL WLDMT,W/OVL LGHT, NO STEPS, LH, G
21B	1	905386-01	BUMPER,PLASTIC, 1.5 X 2.85 X13.5 LG
21C	2	901024-7	BOLT HEX FRAME .5-13X2"LG
21D	2	901010	NUT, NYLON LOCK 1/2-13 ZC
21E	2	902000-14	WASHER, FLAT .500X.063 THK
22	4	901023	FLANGE LOCK NUT

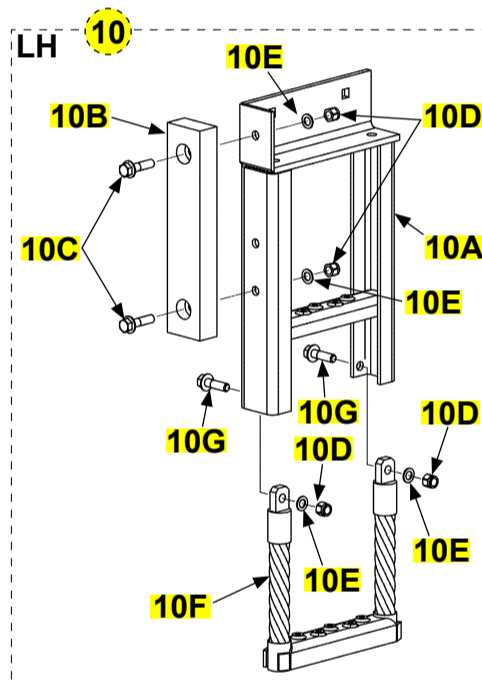
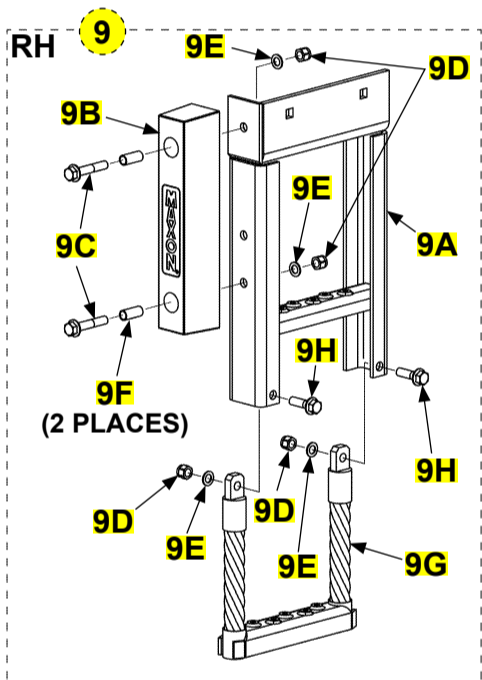
# FLEXIBLE STEPS KITS

LAST UPDATED  
JAN 2018 to JULY 2019

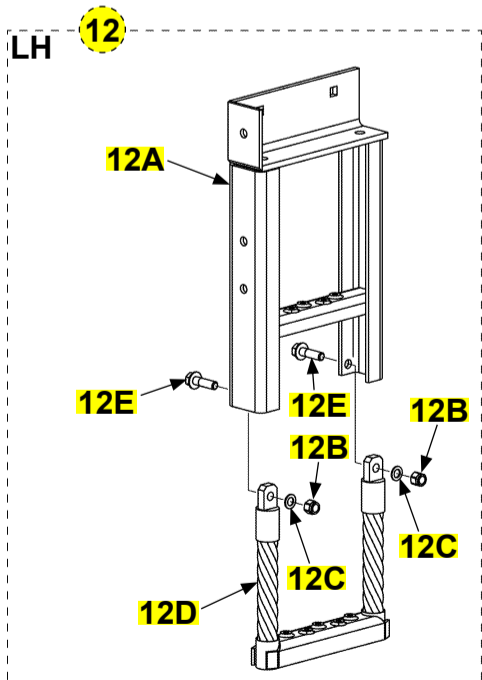
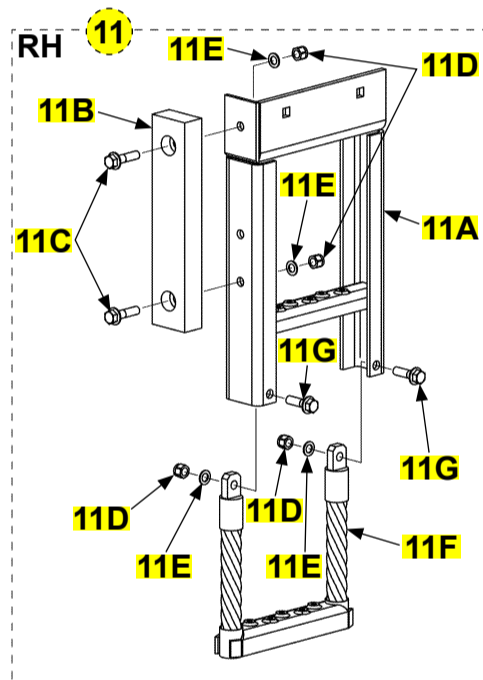
**NOTE:** Dual steps shown are only compatible with bolt-on extension plates.



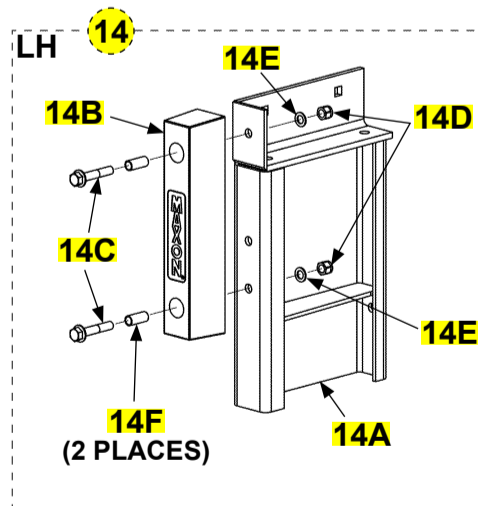
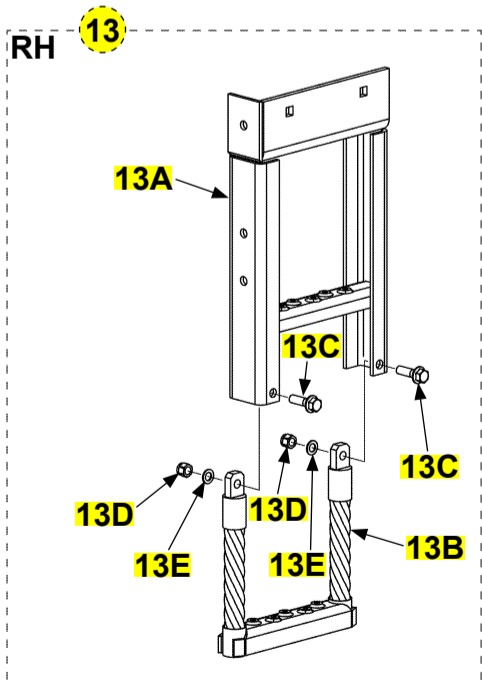
**FLEXIBLE STEP ASSEMBLY WITH RUBBER BUMPER**



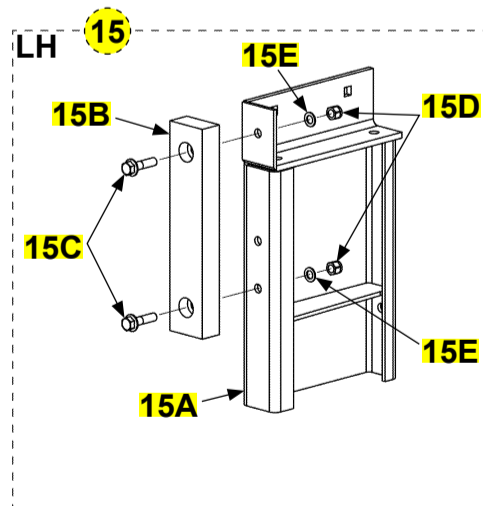
**FLEXIBLE STEP ASSEMBLY WITH PLASTIC BUMPER**



**FLEXIBLE STEP ASSEMBLY WITH NO RUBBER BUMPER**



**FLEX DUAL NO STEP ASSEMBLY WITH BUMPER**





**FLEXIBLE STEPS KITS**

LAST UPDATED  
JAN 2018 to JULY 2019

ITEM	QTY.	PART NO.	DESCRIPTION
REF	1	288705-21	KIT, DUAL FLX STEPS, 14" RBR BMPR
		288705-21G	KIT, DUAL FLX STEPS, 14" RBR BMPR, G
		288705-22	KIT, DUAL FLX STEPS, 13.5" PE BMPR
		288705-22G	KIT, DUAL FLX STEPS, 13.5" PE BMPR, G
		288705-23	KIT, DUAL FLX STEPS, SS NO/STPS, 14" RBR BMPRS
		288705-23G	KIT, DUAL FLX STEPS, SS NO/STPS, 14" RBR BMPRS,G
		288705-24	KIT, DUAL FLX STEPS, SS NO/STPS, 13.5" PE BMPRS
		288705-24G	KIT, DUAL FLX STEPS, SS NO/STPS, 13.5" PE BMPRS,G
		288705-25	KIT, DUAL FLX STEPS NO BMPRS
		288705-25G	KIT, DUAL FLX STEPS NO BMPRS, G
		288705-26	KIT, DUAL FLX STEPS, SS NO/STPS, NO BMPRS
		288705-26G	KIT, DUAL FLX STEPS, SS NO/STPS, NO BMPRS,G
1	2	288688-01	SUPPORT WLDMT, STEPS
		288688-01G	SUPPORT WLDMT, STEPS, GAL
2	2	288419-01	CHANNEL, STEP MOUNT
3	4	901024-10	BOLT HEX FRAME .5-13X3.5"LG
4	6	901024-5	BOLT HEX FRAME .5-13X1.5"LG
5	10	901010	NUT, NYLON LOCK 1/2-13 ZC
6	10	902000-14	WASHER, FLAT .500X.063 THK
7	4	283700-01	TEAR DROP WLDMT
8	1	288690-21	DUAL STEP ASSY, FLEX, LH, 14"RBR BMPR
		288690-21G	DUAL STEP ASSY, FLEX, LH, 14"RBR BMPR,G
8A	1	288675-21	DUAL STEP WLDMT, FLEX, LH
		288675-21G	DUAL STEP WLDMT, FLEX, LH, G
8B	1	905344-02	BUMPER,RUBBER, BLK 2.5X3X14
8C	2	901024-9	BOLT HEX FRAME .5-13X2.75"LG
8D	4	901010	NUT, NYLON LOCK 1/2-13 ZC
8E	4	902000-14	WASHER, FLAT .500X.063 THK
8F	2	092036-10	RD MECH TUBE.625ODX.058WX1.44L
8G	1	288680-01	STEP WLDMT, FLEXIBLE, LOWER
8H	2	901024-2	BOLT HEX FRAME .5-13X1.75"LG
9	1	288690-22	DUAL STEP ASSY, FLEX, RH, 14"RBR BMPR
		288690-22G	DUAL STEP ASSY, FLEX, RH, 14"RBR BMPR,G
9A	1	288675-22	DUAL STEP WLDMT, FLEX, RH
		288675-22G	DUAL STEP WLDMT, FLEX, RH, G
9B	1	905344-02	BUMPER,RUBBER, BLK 2.5X3X14
9C	2	901024-9	BOLT HEX FRAME .5-13X2.75"LG
9D	4	901010	NUT, NYLON LOCK 1/2-13 ZC
9E	4	902000-14	WASHER, FLAT .500X.063 THK
9F	2	092036-10	RD MECH TUBE.625ODX.058WX1.44L
9G	1	288680-01	STEP WLDMT, FLEXIBLE, LOWER
9H	2	901024-2	BOLT HEX FRAME .5-13X1.75"LG
10	1	288690-23	DUAL STEP ASSY, FLEX, LH, 13.5"PE BMPR
		288690-23G	DUAL STEP ASSY, FLEX, LH, 13.5"PE BMPR,G
10A	1	288675-21	DUAL STEP WLDMT, FLEX, LH
		288675-21G	DUAL STEP WLDMT, FLEX, LH, G
10B	1	905386-01	BUMPER,PLASTIC, 1.5 X 2.85 X13.5 LG
10C	2	901024-7	BOLT HEX FRAME .5-13X2"LG
10D	4	901010	NUT, NYLON LOCK 1/2-13 ZC
10E	4	902000-14	WASHER, FLAT .500X.063 THK
10F	1	288680-01	STEP WLDMT, FLEXIBLE, LOWER
10G	2	901024-2	BOLT HEX FRAME .5-13X1.75"LG
11	1	288690-24	DUAL STEP ASSY, FLEX, RH, 13.5"PE BMPR
		288690-24G	DUAL STEP ASSY, FLEX, RH, 13.5"PE BMPR,G
11A	1	288675-22	DUAL STEP WLDMT, FLEX, RH
		288675-22G	DUAL STEP WLDMT, FLEX, RH, G
11B	1	905386-01	BUMPER,PLASTIC, 1.5 X 2.85 X13.5 LG
11C	2	901024-7	BOLT HEX FRAME .5-13X2"LG
11D	4	901010	NUT, NYLON LOCK 1/2-13 ZC
11E	4	902000-14	WASHER, FLAT .500X.063 THK
11F	1	288680-01	STEP WLDMT, FLEXIBLE, LOWER
11G	2	901024-2	BOLT HEX FRAME .5-13X1.75"LG

**FLEXIBLE STEPS KITS - Continued**

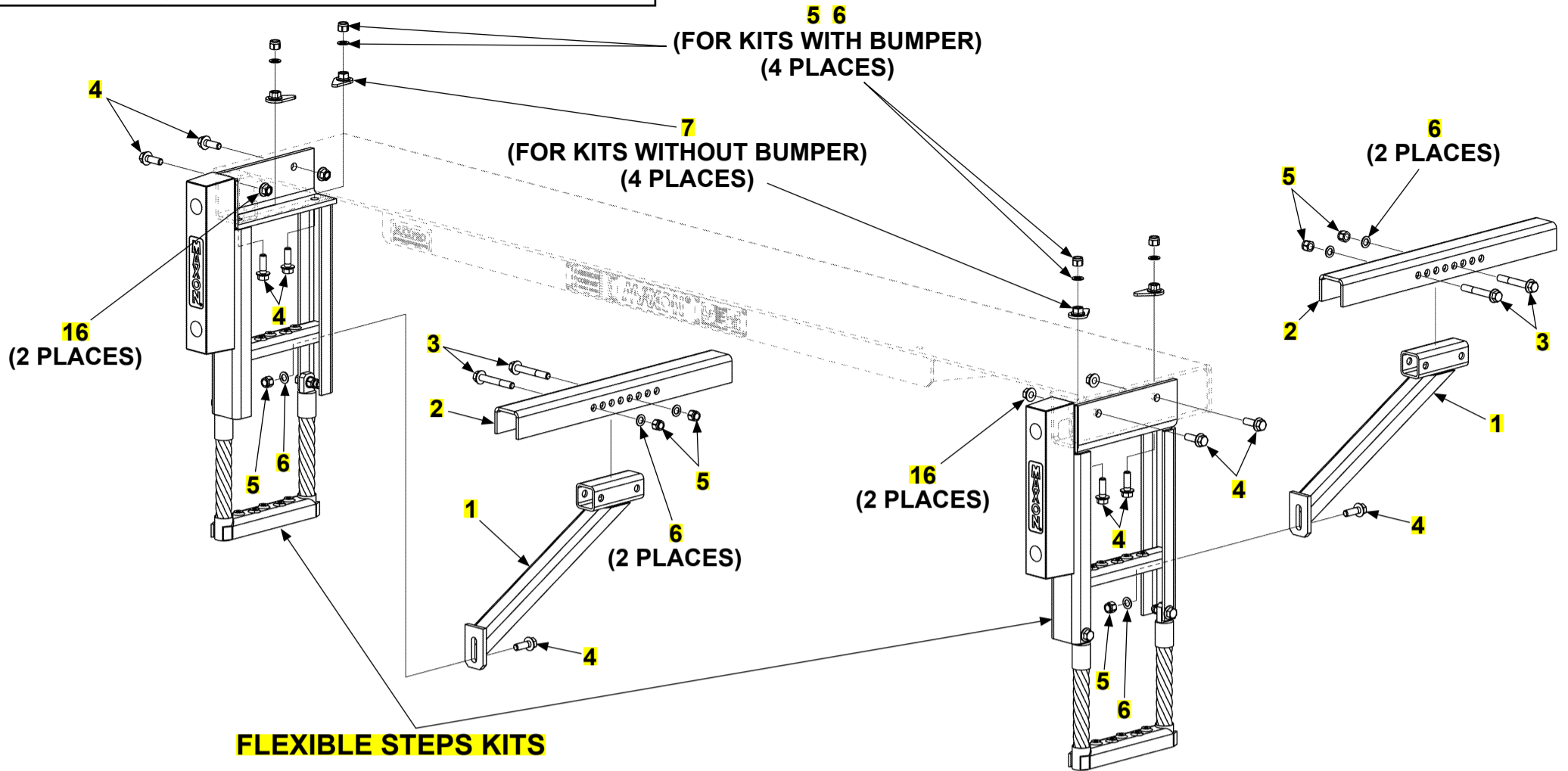
**LAST UPDATED  
JAN 2018 to JULY 2019**

ITEM	QTY.	PART NO.	DESCRIPTION
12	1	288690-27	DUAL STEP ASSY, FLEX,LH, NO BMPR
		288690-27G	DUAL STEP ASSY, FLEX,LH, NO BMPR, G
12A	1	288675-21	DUAL STEP WLDMT, FLEX, LH
		288675-21G	DUAL STEP WLDMT, FLEX, LH, G
12B	2	901010	NUT, NYLON LOCK 1/2-13 ZC
12C	2	902000-14	WASHER, FLAT .500X.063 THK
12D	1	288680-01	STEP WLDMT, FLEXIBLE, LOWER
12E	2	901024-2	BOLT HEX FRAME .5-13X1.75"LG
13	1	288690-28	DUAL STEP ASSY, FLEX,RH, NO BMPR
		288690-28G	DUAL STEP ASSY, FLEX,RH, NO BMPR, G
13A	1	288675-22	DUAL STEP WLDMT, FLEX, RH
		288675-22G	DUAL STEP WLDMT, FLEX, RH, G
13B	1	288680-01	STEP WLDMT, FLEXIBLE, LOWER
13C	2	901024-2	BOLT HEX FRAME .5-13X1.75"LG
13D	4	901010	NUT, NYLON LOCK 1/2-13 ZC
13E	4	902000-14	WASHER, FLAT .500X.063 THK
14	1	288690-15	SINGLE NO STEP ASSY, LH, 14" RBR BMPR
		288690-15G	SINGLE NO STEP ASSY, LH, 14" RBR BMPR,G
14A	1	288675-13	CHANNEL WLDMT 21" LG, NO STEPS, LH
		288675-13G	CHANNEL WLDMT 21" LG, NO STEPS, LH, G
14B	1	905344-02	BUMPER,RUBBER, BLK 2.5X3X14
14C	2	901024-9	BOLT HEX FRAME .5-13X2.75"LG
14D	2	901010	NUT, NYLON LOCK 1/2-13 ZC
14E	2	902000-14	WASHER, FLAT .500X.063 THK
14F	2	092036-10	RD MECH TUBE.625ODX.058WX1.44L
15	1	288690-16	SINGLE NO STEP ASSY, LH, 13.5" PE BMPR
		288690-16G	SINGLE NO STEP ASSY, LH, 13.5" PE BMPR,G
15A	1	288675-13	CHANNEL WLDMT 21" LG, NO STEPS, LH
		288675-13G	CHANNEL WLDMT 21" LG, NO STEPS, LH, G
15B	1	905386-01	BUMPER,PLASTIC, 1.5 X 2.85 X13.5 LG
15C	2	901024-7	BOLT HEX FRAME .5-13X2"LG
15D	2	901010	NUT, NYLON LOCK 1/2-13 ZC
15E	2	902000-14	WASHER, FLAT .500X.063 THK
16	4	901023	FLANGE LOCK NUT
17	4	900820-01	CARRIAGE BOLT SQUARE 1/2"-13

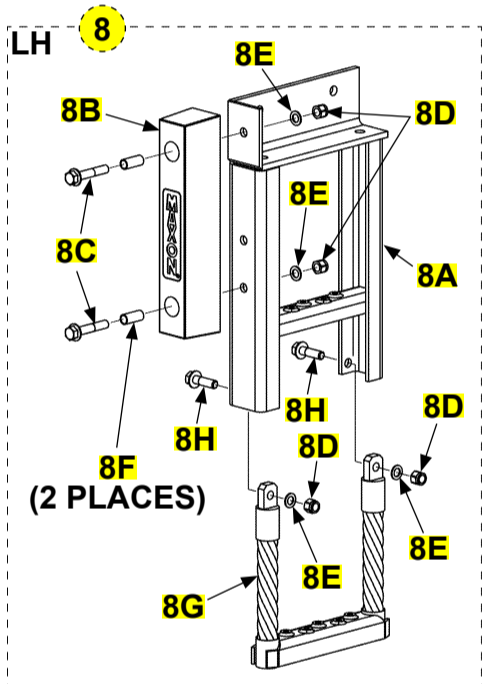
# FLEXIBLE STEPS KITS

LAST UPDATED  
SEPT 2017 to DEC 2017

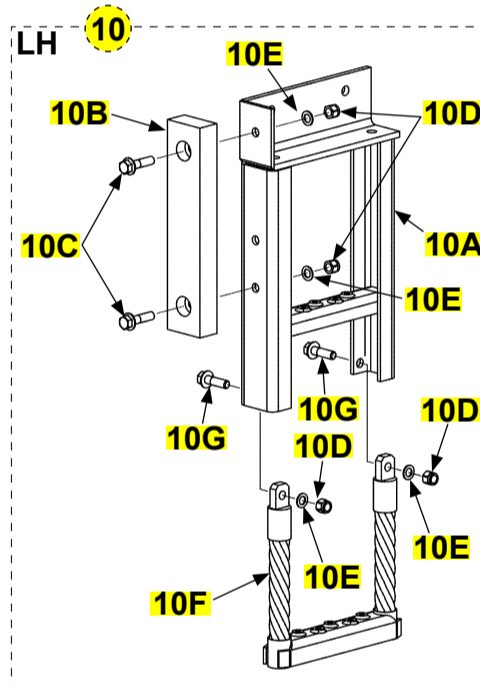
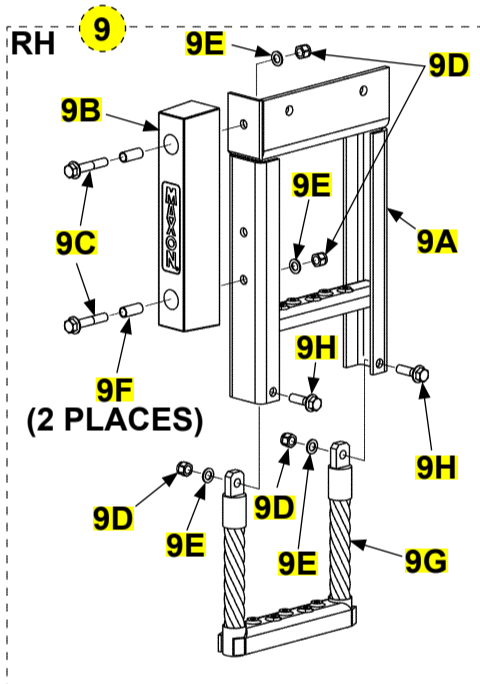
**NOTE:** Dual steps shown are only compatible with bolt-on extension plates.



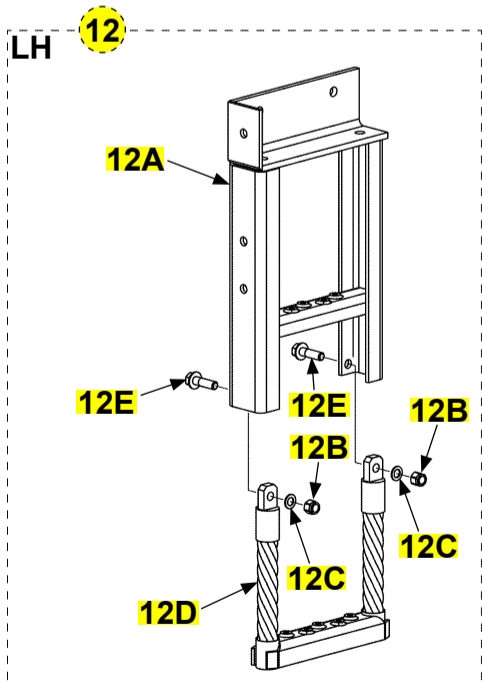
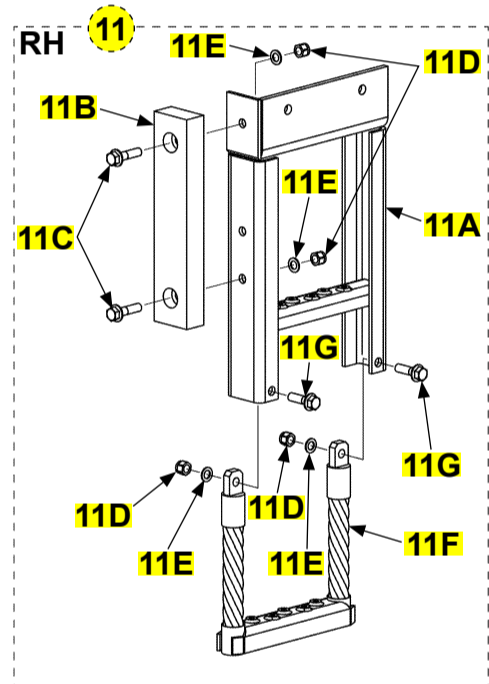
## FLEXIBLE STEPS KITS



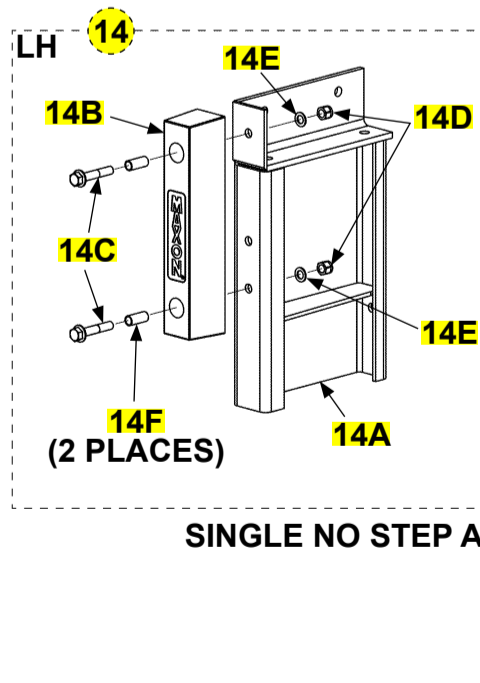
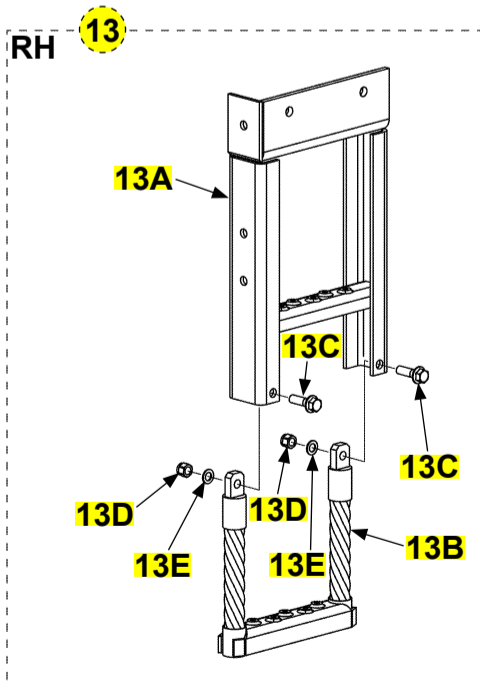
FLEXIBLE STEP ASSEMBLY WITH RUBBER BUMPER



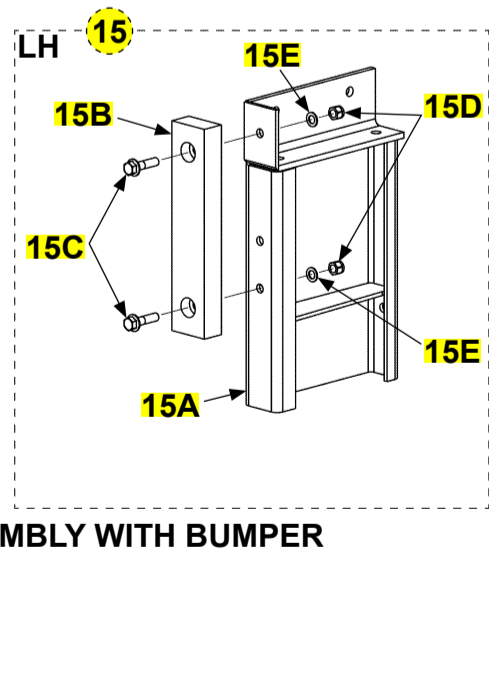
FLEXIBLE STEP ASSEMBLY WITH PLASTIC BUMPER



FLEXIBLE STEP ASSEMBLY WITH NO RUBBER BUMPER



SINGLE NO STEP ASSEMBLY WITH BUMPER





**FLEXIBLE STEPS KITS**

**LAST UPDATED  
SEPT 2017 to DEC 2017**

ITEM	QTY.	PART NO.	DESCRIPTION
REF	1	288705-21	KIT, DUAL FLX STEPS, 14" RBR BMPR
		288705-21G	KIT, DUAL FLX STEPS, 14" RBR BMPR, G
		288705-22	KIT, DUAL FLX STEPS, 13.5" PE BMPR
		288705-22G	KIT, DUAL FLX STEPS, 13.5" PE BMPR, G
		288705-23	KIT, DUAL FLX STEPS, SS NO/STPS, 14" RBR BMPRS
		288705-23G	KIT, DUAL FLX STEPS, SS NO/STPS, 14" RBR BMPRS,G
		288705-24	KIT, DUAL FLX STEPS, SS NO/STPS, 13.5" PE BMPRS
		288705-24G	KIT, DUAL FLX STEPS, SS NO/STPS, 13.5" PE BMPRS,G
		288705-25	KIT, DUAL FLX STEPS NO BMPRS
		288705-25G	KIT, DUAL FLX STEPS NO BMPRS, G
		288705-26	KIT, DUAL FLX STEPS, SS NO/STPS, NO BMPRS
		288705-26G	KIT, DUAL FLX STEPS, SS NO/STPS, NO BMPRS,G
1	2	288688-01	SUPPORT WLDMT, STEPS
		288688-01G	SUPPORT WLDMT, STEPS, GAL
2	2	288419-01	CHANNEL, STEP MOUNT
3	4	901024-10	BOLT HEX FRAME .5-13X3.5"LG
4	10	901024-5	BOLT HEX FRAME .5-13X1.5"LG
5	10	901010	NUT, NYLON LOCK 1/2-13 ZC
6	10	902000-14	WASHER, FLAT .500X.063 THK
7	4	283700-01	TEAR DROP WLDMT
8	1	288690-21	DUAL STEP ASSY, FLEX, LH, 14"RBR BMPR
		288690-21G	DUAL STEP ASSY, FLEX, LH, 14"RBR BMPR,G
8A	1	288675-21	DUAL STEP WLDMT, FLEX, LH
		288675-21G	DUAL STEP WLDMT, FLEX, LH, G
8B	1	905344-02	BUMPER,RUBBER, BLK 2.5X3X14
8C	2	901024-9	BOLT HEX FRAME .5-13X2.75"LG
8D	4	901010	NUT, NYLON LOCK 1/2-13 ZC
8E	4	902000-14	WASHER, FLAT .500X.063 THK
8F	2	092036-10	RD MECH TUBE.625ODX.058WX1.44L
8G	1	288680-01	STEP WLDMT, FLEXIBLE, LOWER
8H	2	901024-2	BOLT HEX FRAME .5-13X1.75"LG
9	1	288690-22	DUAL STEP ASSY, FLEX, RH, 14"RBR BMPR
		288690-22G	DUAL STEP ASSY, FLEX, RH, 14"RBR BMPR,G
9A	1	288675-22	DUAL STEP WLDMT, FLEX, RH
		288675-22G	DUAL STEP WLDMT, FLEX, RH, G
9B	1	905344-02	BUMPER,RUBBER, BLK 2.5X3X14
9C	2	901024-9	BOLT HEX FRAME .5-13X2.75"LG
9D	4	901010	NUT, NYLON LOCK 1/2-13 ZC
9E	4	902000-14	WASHER, FLAT .500X.063 THK
9F	2	092036-10	RD MECH TUBE.625ODX.058WX1.44L
9G	1	288680-01	STEP WLDMT, FLEXIBLE, LOWER
9H	2	901024-2	BOLT HEX FRAME .5-13X1.75"LG
10	1	288690-23	DUAL STEP ASSY, FLEX, LH, 13.5"PE BMPR
		288690-23G	DUAL STEP ASSY, FLEX, LH, 13.5"PE BMPR,G
10A	1	288675-21	DUAL STEP WLDMT, FLEX, LH
		288675-21G	DUAL STEP WLDMT, FLEX, LH, G
10B	1	905386-01	BUMPER,PLASTIC, 1.5 X 2.85 X13.5 LG
10C	2	901024-7	BOLT HEX FRAME .5-13X2"LG
10D	4	901010	NUT, NYLON LOCK 1/2-13 ZC
10E	4	902000-14	WASHER, FLAT .500X.063 THK
10F	1	288680-01	STEP WLDMT, FLEXIBLE, LOWER
10G	2	901024-2	BOLT HEX FRAME .5-13X1.75"LG
11	1	288690-24	DUAL STEP ASSY, FLEX, RH, 13.5"PE BMPR
		288690-24G	DUAL STEP ASSY, FLEX, RH, 13.5"PE BMPR,G
11A	1	288675-22	DUAL STEP WLDMT, FLEX, RH
		288675-22G	DUAL STEP WLDMT, FLEX, RH, G
11B	1	905386-01	BUMPER,PLASTIC, 1.5 X 2.85 X13.5 LG
11C	2	901024-7	BOLT HEX FRAME .5-13X2"LG
11D	4	901010	NUT, NYLON LOCK 1/2-13 ZC
11E	4	902000-14	WASHER, FLAT .500X.063 THK
11F	1	288680-01	STEP WLDMT, FLEXIBLE, LOWER
11G	2	901024-2	BOLT HEX FRAME .5-13X1.75"LG

**FLEXIBLE STEPS KITS - Continued**

**LAST UPDATED  
SEPT 2017 to DEC 2017**

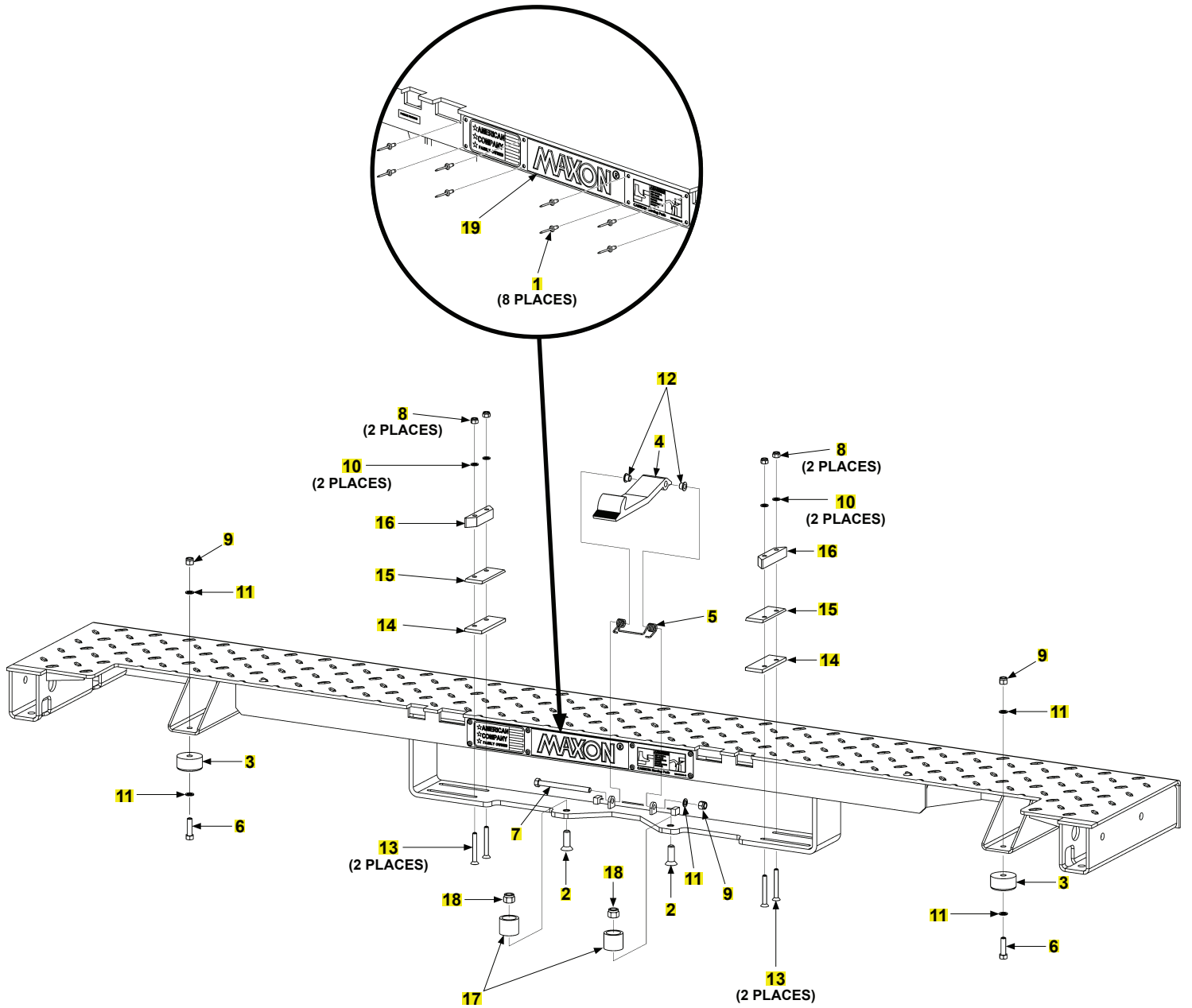
ITEM	QTY.	PART NO.	DESCRIPTION
12	1	288690-27	DUAL STEP ASSY, FLEX,LH, NO BMPR
		288690-27G	DUAL STEP ASSY, FLEX,LH, NO BMPR, G
12A	1	288675-21	DUAL STEP WLDMT, FLEX, LH
		288675-21G	DUAL STEP WLDMT, FLEX, LH, G
12B	2	901010	NUT, NYLON LOCK 1/2-13 ZC
12C	2	902000-14	WASHER, FLAT .500X.063 THK
12D	1	288680-01	STEP WLDMT, FLEXIBLE, LOWER
12E	2	901024-2	BOLT HEX FRAME .5-13X1.75"LG
13	1	288690-28	DUAL STEP ASSY, FLEX,RH, NO BMPR
		288690-28G	DUAL STEP ASSY, FLEX,RH, NO BMPR, G
13A	1	288675-22	DUAL STEP WLDMT, FLEX, RH
		288675-22G	DUAL STEP WLDMT, FLEX, RH, G
13B	1	288680-01	STEP WLDMT, FLEXIBLE, LOWER
13C	2	901024-2	BOLT HEX FRAME .5-13X1.75"LG
13D	4	901010	NUT, NYLON LOCK 1/2-13 ZC
13E	4	902000-14	WASHER, FLAT .500X.063 THK
14	1	288690-15	SINGLE NO STEP ASSY, LH, 14" RBR BMPR
		288690-15G	SINGLE NO STEP ASSY, LH, 14" RBR BMPR,G
14A	1	288675-13	CHANNEL WLDMT 21" LG, NO STEPS, LH
		288675-13G	CHANNEL WLDMT 21" LG, NO STEPS, LH, G
14B	1	905344-02	BUMPER,RUBBER, BLK 2.5X3X14
14C	2	901024-9	BOLT HEX FRAME .5-13X2.75"LG
14D	2	901010	NUT, NYLON LOCK 1/2-13 ZC
14E	2	902000-14	WASHER, FLAT .500X.063 THK
14F	2	092036-10	RD MECH TUBE.625ODX.058WX1.44L
15	1	288690-16	SINGLE NO STEP ASSY, LH, 13.5" PE BMPR
		288690-16G	SINGLE NO STEP ASSY, LH, 13.5" PE BMPR,G
15A	1	288675-13	CHANNEL WLDMT 21" LG, NO STEPS, LH
		288675-13G	CHANNEL WLDMT 21" LG, NO STEPS, LH, G
15B	1	905386-01	BUMPER,PLASTIC, 1.5 X 2.85 X13.5 LG
15C	2	901024-7	BOLT HEX FRAME .5-13X2"LG
15D	2	901010	NUT, NYLON LOCK 1/2-13 ZC
15E	2	902000-14	WASHER, FLAT .500X.063 THK
16	4	901023	FLANGE LOCK NUT

# GPTWR EXTENSION PLATE ASSEMBLY

LAST UPDATED  
SEPT 2017 to JULY 2019

COMPLETE ASSEMBLY:

## GPTWR EXTENSION PLATE ASSEMBLY





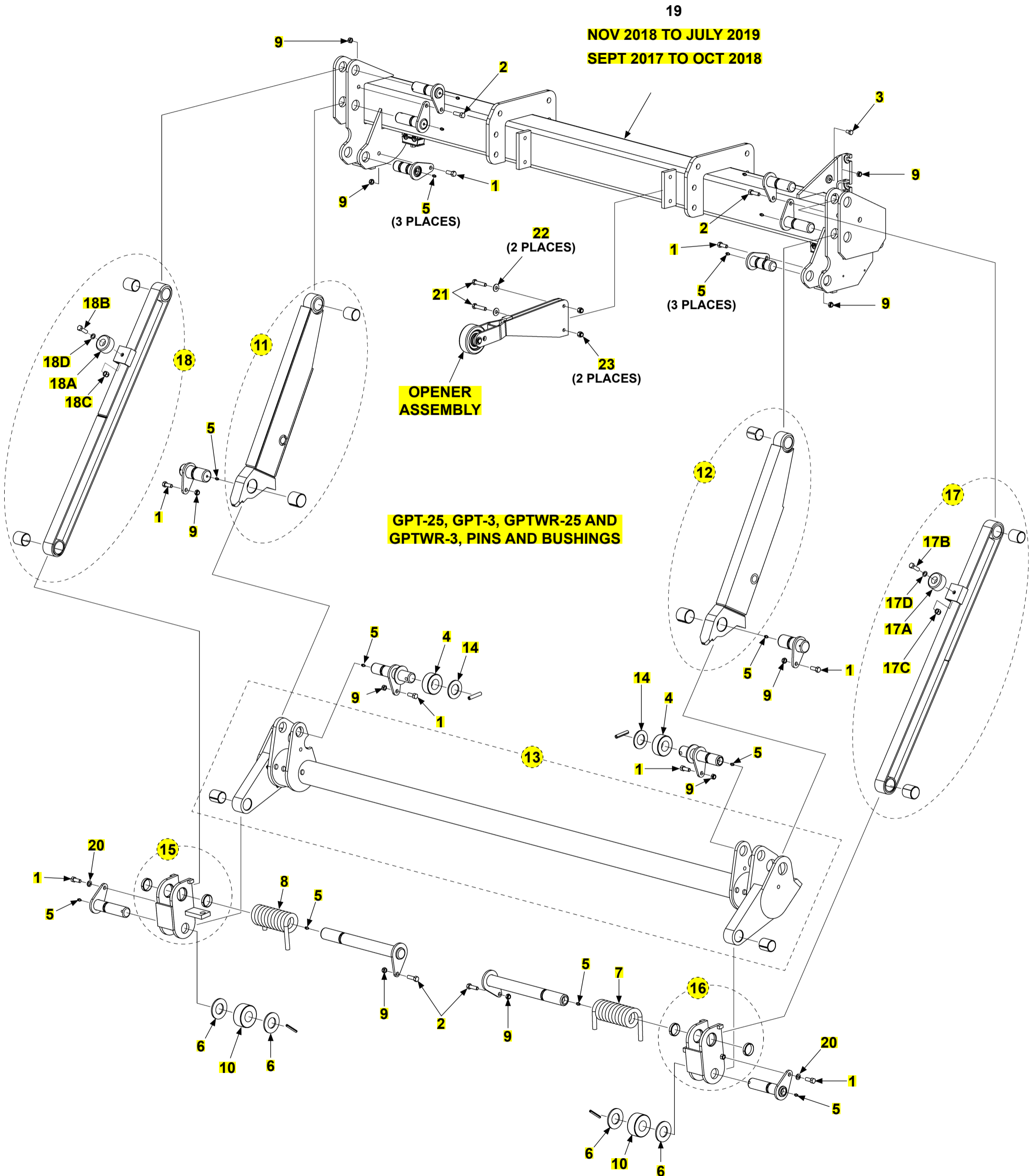
**GPTWR EXTENSION PLATE ASSEMBLY**

LAST UPDATED  
SEPT 2017 to JULY 2019

ITEM	QTY.	PART NO.	DESCRIPTION
REF	1	288701-01G	EXT PL ASSY, GPTWR, 96", GALV
		288701-02G	EXT PL ASSY, GPTWR, 102", GALV
1	8	904005-2	RIVET,BLIND SSTL DOME.187X.565
2	2	900745-04	SOCKET SCREW, 1/2"-13 X 1-1/2" LG.
3	2	267708-01	BUMPER, NYLON
4	1	282257-01	WALK RAMP LATCH
5	1	282258-01	SPRING (DOUBLE TORSION FOR LATCH)
6	2	900014-1	CAP SCREW 3/8"-16 X 1-3/8" LG.
7	1	900014-15	CAP SCREW, 3/8"-16 X 4-1/2" LG
8	4	901001	LOCK NUT, 5/16"-18
9	3	901002	LOCK NUT, 3/8"-16
10	4	902000-8	FLAT WASHER 3/16"
11	5	902000-10	FLAT WASHER 3/8"
12	2	908094-01	FLANGE BEARING 3/8" DIA. X 3/8" LG
13	4	900021-9	SOCKET SCREW, 5/16"-18 X 2-1/2" LG.
14	2	282346-01G	FLAT, GALVANIZED
15	2	282348-01	SPACER FLAT
16	2	282347-01	PAD,WALK-IN RAMP
17	2	282344-01G	STOPPER, GALVANIZED
18	2	901010	LOCK NUT, 1/2"-13
19	1	280004-01	PLATE, MAXON NAME & DECALS

MAIN ASSEMBLY: GPT-25, GPT-3, GPTWR-25 AND GPTWR-3

LAST UPDATED  
SEPT 2017 to JULY 2019



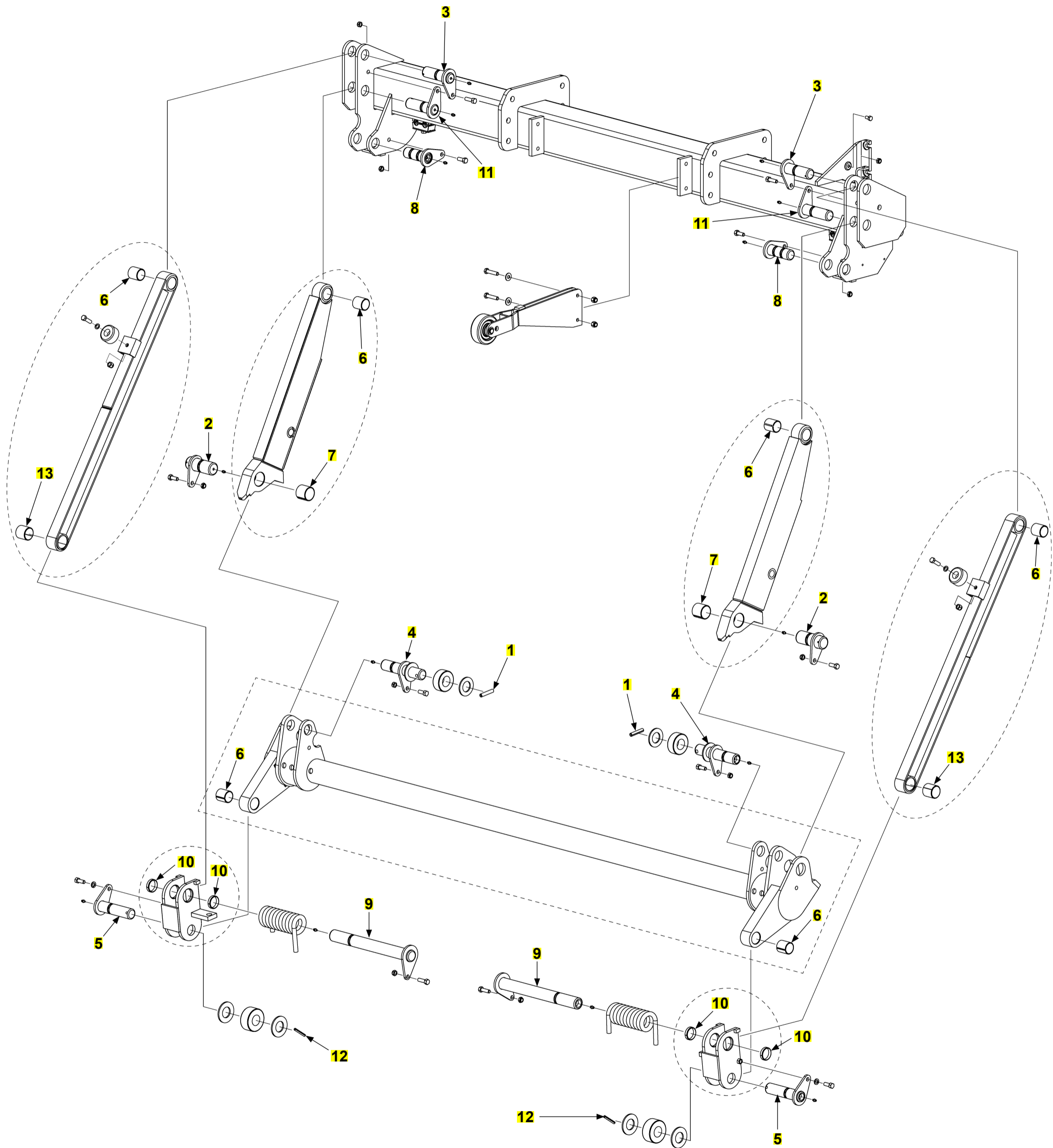
**MAIN ASSEMBLY: GPT-25, GPT-3, GPTWR-25 AND GPTWR-3**

**LAST UPDATED  
SEPT 2017 to JULY 2019**

ITEM	QTY.	PART NO.	DESCRIPTION
1	8	030034	BOLT, 3/8"-24 X 1" LG.
2	4	030035	BOLT, 3/8"-24 X 1-1/4" LG.
3	1	900009-1	SCREW, CAP .31-18X.63 GR8 ZC
4	2	282780-01	ROLLER, P/F SPRT, 2.5ODX1.27ID, GPT-25/3
5	14	224342	GREASE FITTING
6	4	902013-20	FLAT WASHER, 1-1/4"
7	1	226363-01	TORSION SPRING, RH, 1/2" X 5-3/4"
8	1	226363-02	TORSION SPRING, LH, 1/2" X 5-3/4"
9	10	226941	LOCK NUT, 3/8"-24
10	2	282780-03	ROLLER, SHACKLE, 2.75 OD X 1.27 ID, GPT-25/3
11	1	285630-01G	LIFT ARM ASSEMBLY, LH, GALVANIZED
12	1	285630-02G	LIFT ARM ASSEMBLY, RH, GALVANIZED
13	1	285631-01G	LIFT FRAME ASSY,GPT-25/3, GAL
14	2	264272	FLAT WASHER 2.25 ODX1.28ID
15	1	283645-01G	SHACKLE ASSEMBLY, LH, GALVANIZED
16	1	283645-02G	SHACKLE ASSEMBLY, RH, GALVANIZED
17	1	267712-04	PARALLEL ARM, RH, GALVANIZED
17A	1	267708-01	NYLON BUMPER
17B	1	900014-5	CAP SCREW, 3/8"-16 X 1-1/4" LG.
17C	1	901002	LOCK NUT, 3/8"-16
17D	1	902000-10	FLAT WASHER, 3/8"
18	1	267712-03	PARALLEL ARM, LH, GALVANIZED
18A	1	267708-01	NYLON BUMPER
18B	1	900014-5	CAP SCREW, 3/8"-16 X 1-1/4" LG.
18C	1	901002	LOCK NUT, 3/8"-16
18D	1	902000-10	FLAT WASHER, 3/8"
19-1	1	298787-01G	MAIN FRAME WLDMT, GPT-25/3,G (Nov 2018 to July 2019)
19-2	1	297979-01G	M/F WLDMT,GPTB-25/3,G (Sept 2017 to Oct 2018)
20	2	902011-4	LOCK WASHER, 3/8"
21	2	900014-7	SCREW,HEX CAP.38-16X1.75 G8,ZC
22	2	902001-2	WASHER, FLAT 3/8X1/16 ZC
23	2	901002	NUT, NYLON 3/8-16 ZINC

# MAIN ASSEMBLY: GPT-25, GPT-3, GPTWR-25 AND GPTWR-3, PINS AND BUSHINGS

LAST UPDATED  
SEPT 2017 to JULY 2019





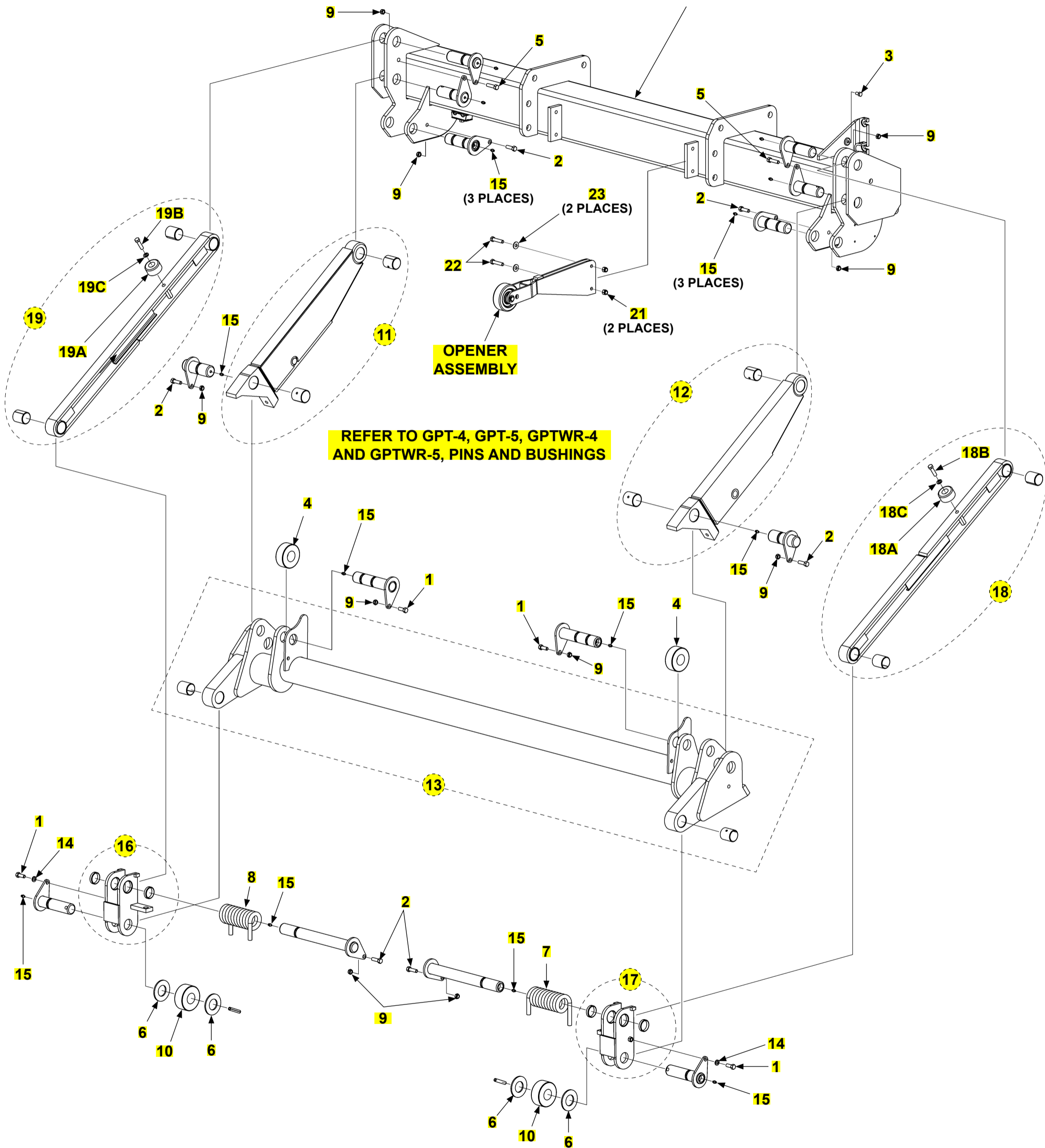
**MAIN ASSEMBLY: GPT-25, GPT-3, GPTWR-25 AND GPTWR-3, PINS AND BUSHINGS****LAST UPDATED  
SEPT 2017 to JULY 2019**

<b>ITEM</b>	<b>QTY.</b>	<b>PART NO.</b>	<b>DESCRIPTION</b>
1	2	904717-06	PIN, ROLL .38 X 2 ZINC
2	2	229657-101	PIN ASSEMBLY
3	2	250310-101	PIN ASSEMBLY, PARALLEL ARM
4	2	253045-101	PIN ASSEMBLY, GPT-SERIES, GREASE
5	2	282714-101	PIN ASSEMBLY, SHACKLE, 5-1/2" LG.
6	6	905114-04	SELF LUBE BEARING, 1-1/4" X 1-1/2" LG.
7	2	905115-02	SELF LUBE BEARING, 1-1/2" X 1-1/2" LG.
8	2	228922-101	PIN ASSEMBLY, CYLINDER
9	2	265807-101	PIN ASSEMBLY, SPRING
10	4	905112-06	SELF LUBE BEARING, 1-3/8" X 3/8"
11	2	266035-101	PIN ASSEMBLY, LIFT ARM
12	2	905033-5	ROLL PIN, 1/4" X 2" LG.
13	2	905112-04	SELF LUBE BEARING, 1-3/8" X 1-1/2" LG.

**MAIN ASSEMBLY: GPT-4, GPT-5, GPTWR-4 AND GPTWR-5**

**LAST UPDATED  
SEPT 2017 to JULY 2019**

**20  
NOV 2018 TO JULY 2019  
SEPT 2017 TO OCT 2018**



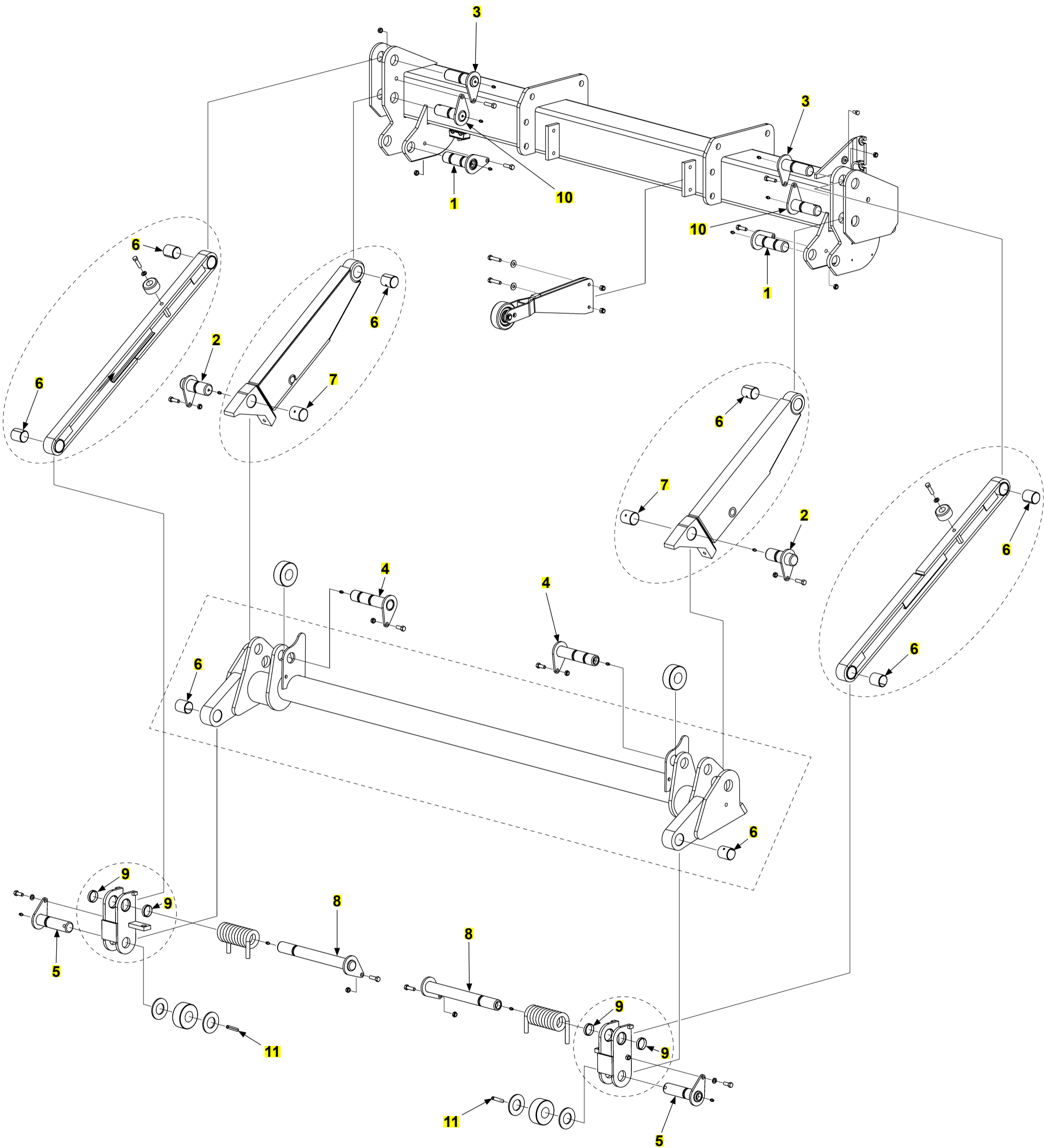
**MAIN ASSEMBLY: GPT-4, GPT-5, GPTWR-4 AND GPTWR-5**

**LAST UPDATED  
SEPT 2017 to JULY 2019**

ITEM	QTY.	PART NO.	DESCRIPTION
1	4	030034	BOLT, 3/8"-24 X 1" LG.
2	6	030035	BOLT, 3/8"-24 X 1-1/4" LG.
3	1	900009-1	SCREW, CAP .31-18X.63 GR8 ZC
4	2	282780-02	ROLLER, P/F SPRT, 3.13ODX1.4ID, GPT-4/5
5	2	030038	BOLT, .38-24 X 1.5 GR8
6	4	902013-21	WASHER, FLAT 1-3/8" ZC
7	1	226363-01	TORSION SPRING, RH, 1/2" X 5-3/4"
8	1	226363-02	TORSION SPRING, LH, 1/2" X 5-3/4"
9	10	226941	LOCK NUT, 3/8"-24
10	2	282780-04	ROLLER, SHACKLE, 3.25 OD X 1.40 ID, GPT-4/5
11	1	295912-01G	LIFT ARM ASSY,LH GPT-4/5,GALV
12	1	295912-02G	LIFT ARM ASSY,RH GPT-4/5,GALV
13	1	295909-01G	LIFT FRAME ASSY, GPTB-4/5, G
14	2	902011-4	LOCK WASHER, 3/8"
15	14	224342	GREASE FITTING
16	1	287025-01G	SHACKLE ASSEMBLY, LH, GALVANIZED
17	1	287025-02G	SHACKLE ASSEMBLY, RH, GALVANIZED
18	1	268232-02G	PARALLEL ARM, RH, GALVANIZED
18A	1	267708-01	NYLON BUMPER
18B	1	900014-6	SCREW,HEX CAP.38-16X1.50,G8,ZC
18C	1	902011-4	WASHER, LOCK 3/8X.094 ZC
19	1	268232-01G	PARALLEL ARM, LH, GALVANIZED
19A	1	267708-01	NYLON BUMPER
19B	1	900014-6	SCREW,HEX CAP.38-16X1.50,G8,ZC
19C	1	902011-4	WASHER, LOCK 3/8X.094 ZC
20-1	1	298788-01G	M/F WLDMT, GPT-4/5, GALV (Nov 2018 to July 2019)
20-2	1	297980-01G	MAIN FRAME WLDMT, GPT-4/5 (Sept 2017 to Oct 2018)
21	2	901002	NUT, NYLON 3/8-16 ZINC
22	2	900014-7	SCREW,HEX CAP.38-16X1.75 G8,ZC
23	2	902001-2	WASHER, FLAT 3/8X1/16 ZC

MAIN ASSEMBLY: GPT-4, GPT-5, GPTWR-4 AND GPTWR-5, PINS AND BUSHING

LAST UPDATED  
SEPT 2017 to JULY 2019



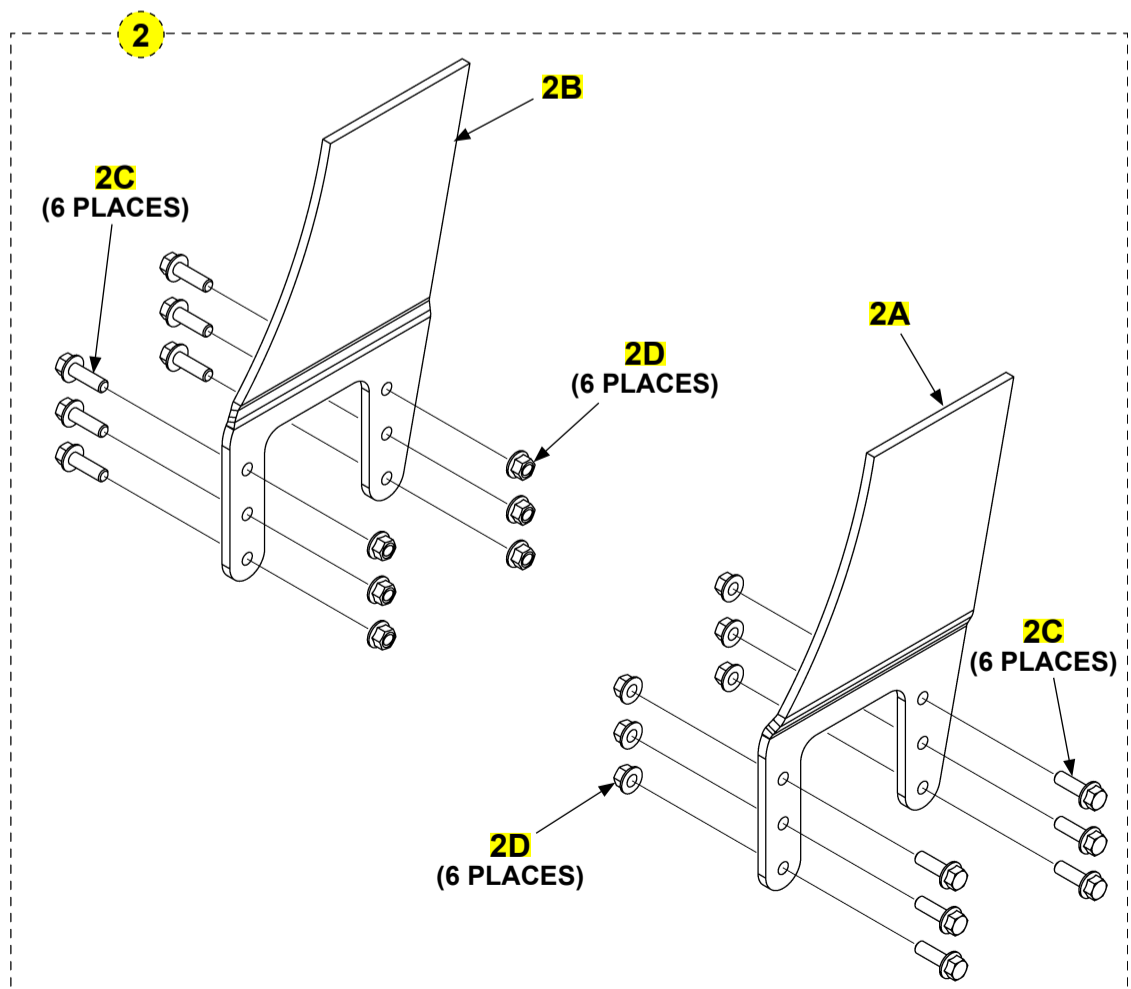
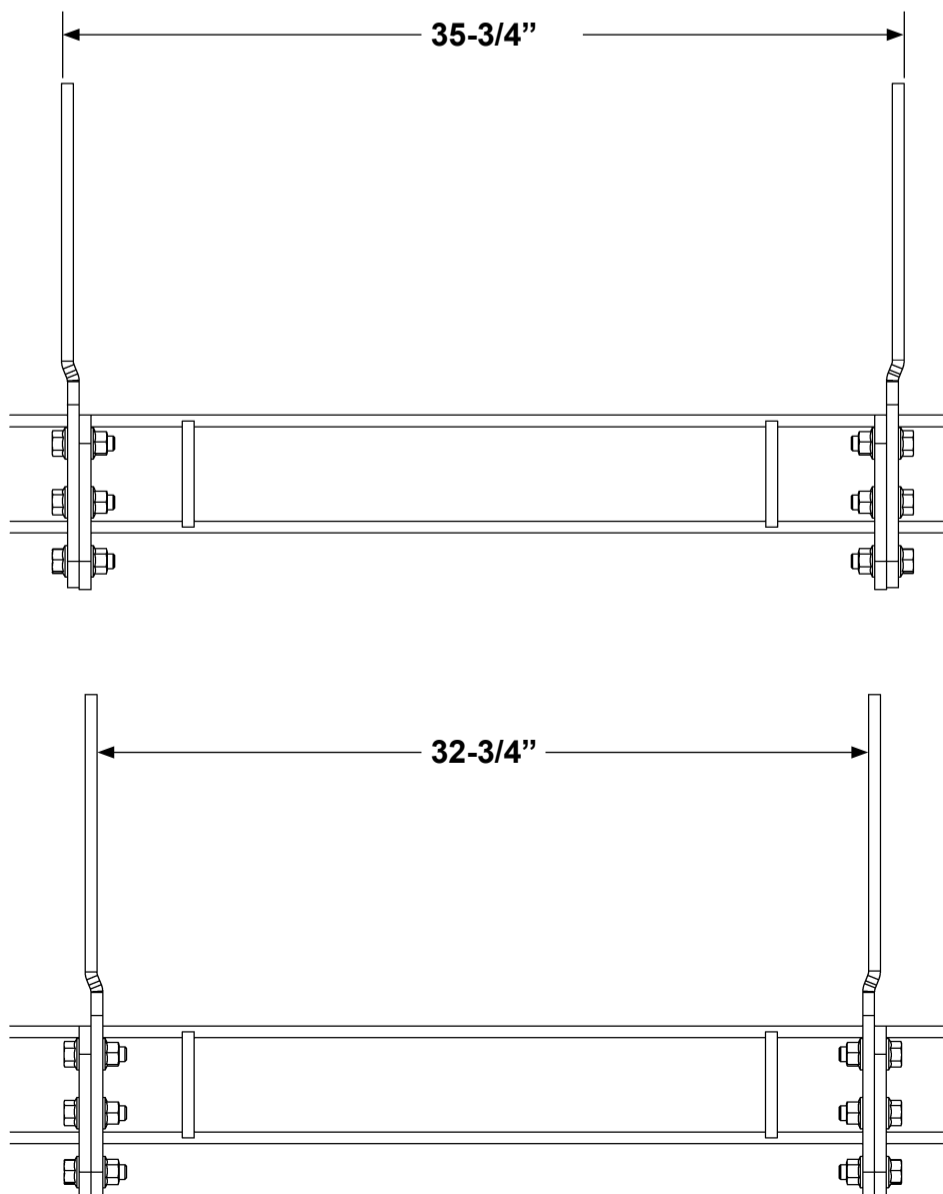
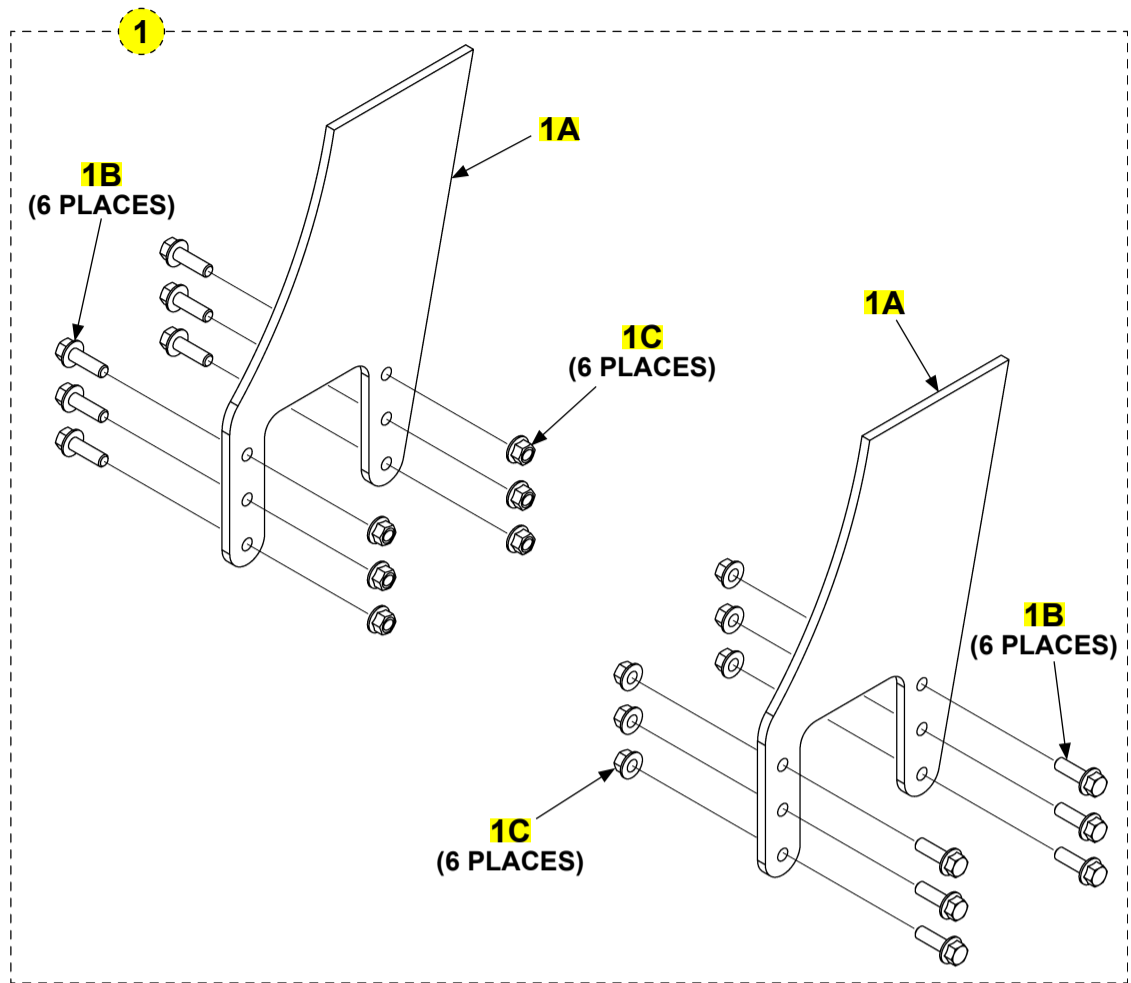
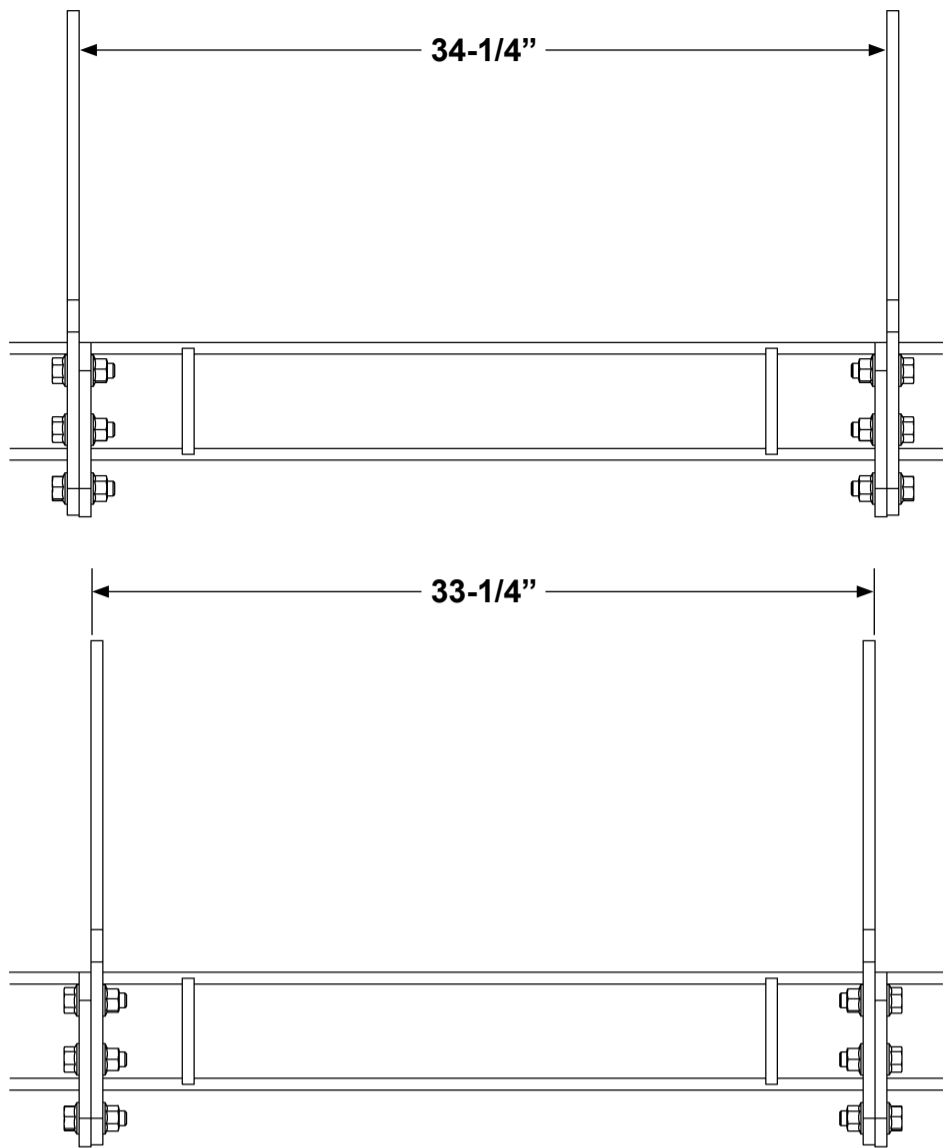


**MAIN ASSEMBLY: GPT-4, GPT-5, GPTWR-4 AND GPTWR-5, PINS AND BUSHING****LAST UPDATED  
SEPT 2017 to JULY 2019**

<b>ITEM</b>	<b>QTY.</b>	<b>PART NO.</b>	<b>DESCRIPTION</b>
1	2	283397-100	PIN ASSEMBLY, CYLINDER
2	2	297447-01	PIN ASSY 1.50 X 4.50 LFT ARM, GRS
3	2	283327-100	PIN ASSEMBLY, PARALLEL ARM
4	2	283395-100	PIN ASSY 1.38X6.50 CYL,CSK GRS
5	2	226365-100	PIN ASSEMBLY, SHACKLE, 5-1/2" LG.
6	8	905112-07	SELF LUBE BEARING, 1-3/8" X 1-3/4" LG.
7	2	905115-03	BEARING, SELF LUBE 1-1/2 X 1-3/4
8	2	265807-101	PIN ASSEMBLY, SPRING
9	4	905112-06	SELF LUBE BEARING, 1-3/8" X 3/8"
10	2	266033-100	PIN ASSY 1.38X4.5 GREASE FTG
11	2	904717-06	ROLL PIN, 3/8" X 2" LG.

# MOUNTING PLATES: GPT-25 AND GPT-3

LAST UPDATED  
NOV 2018 to JULY 2019

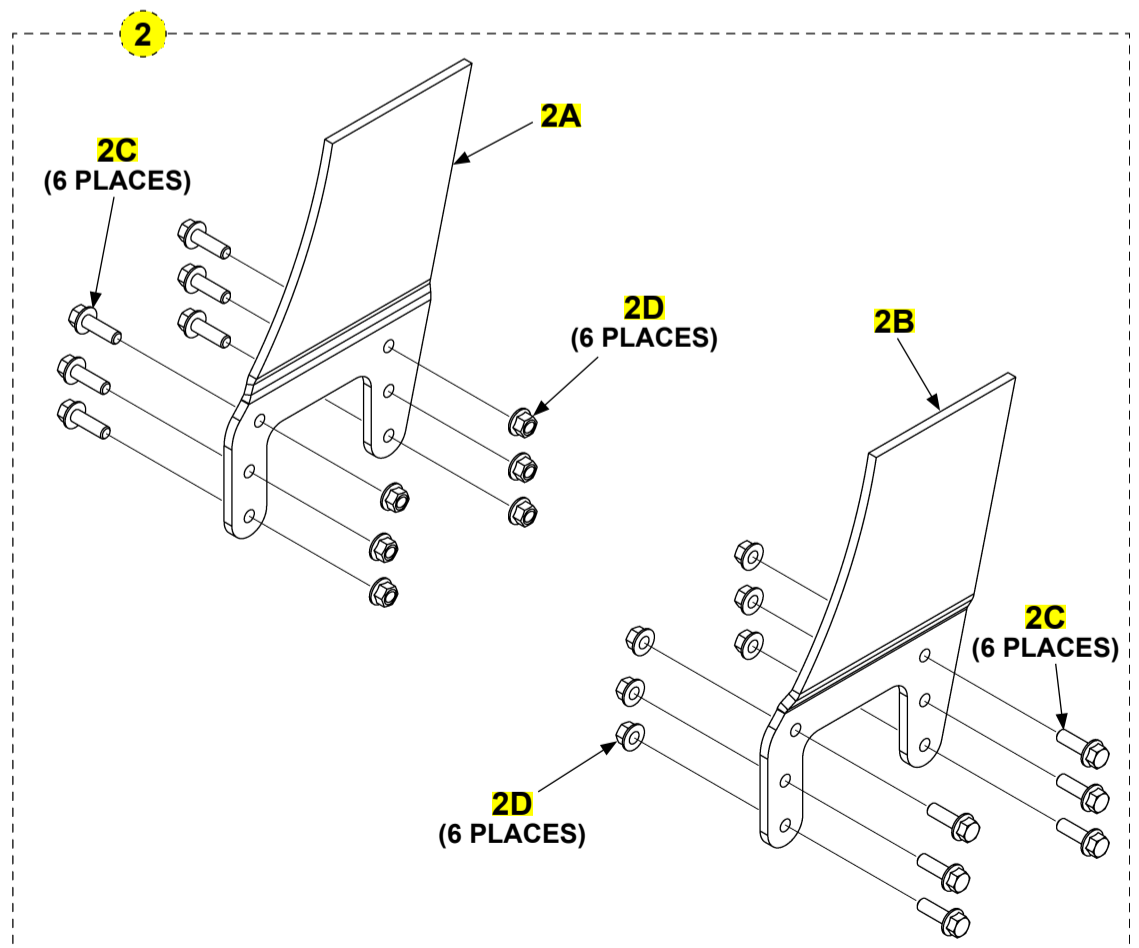
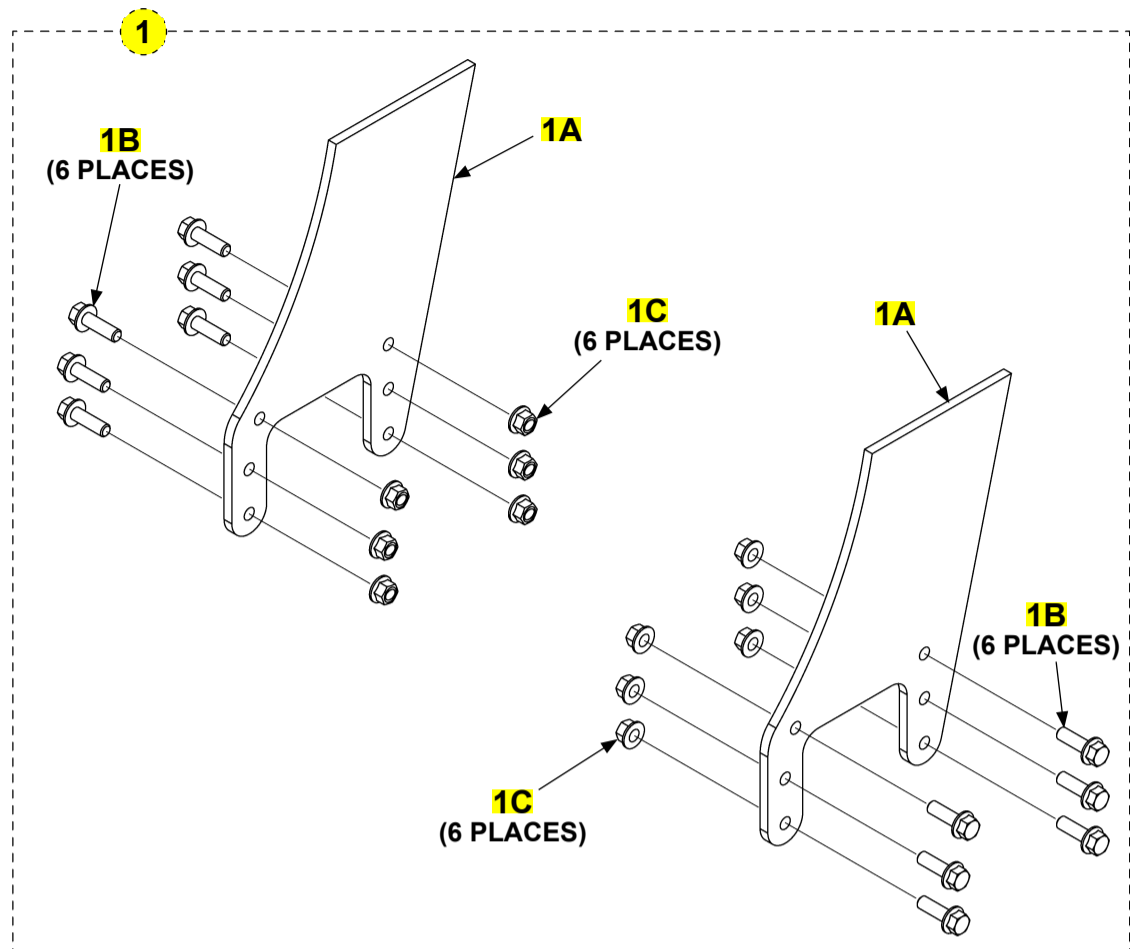
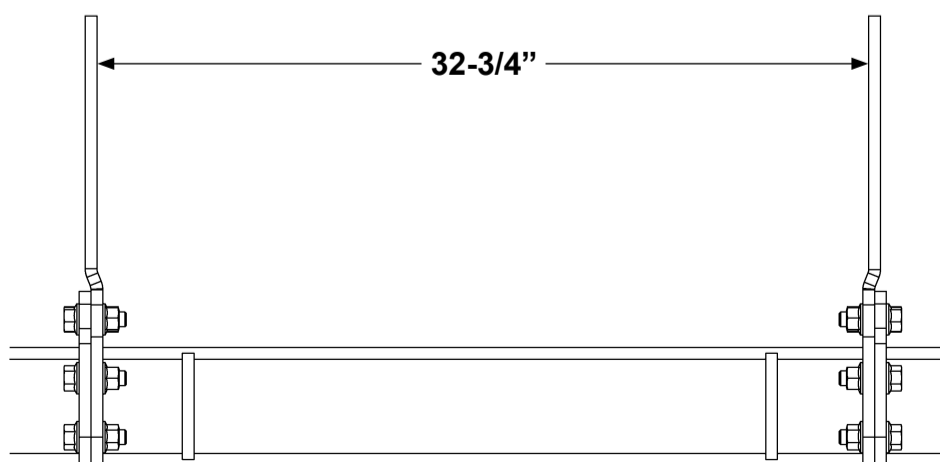
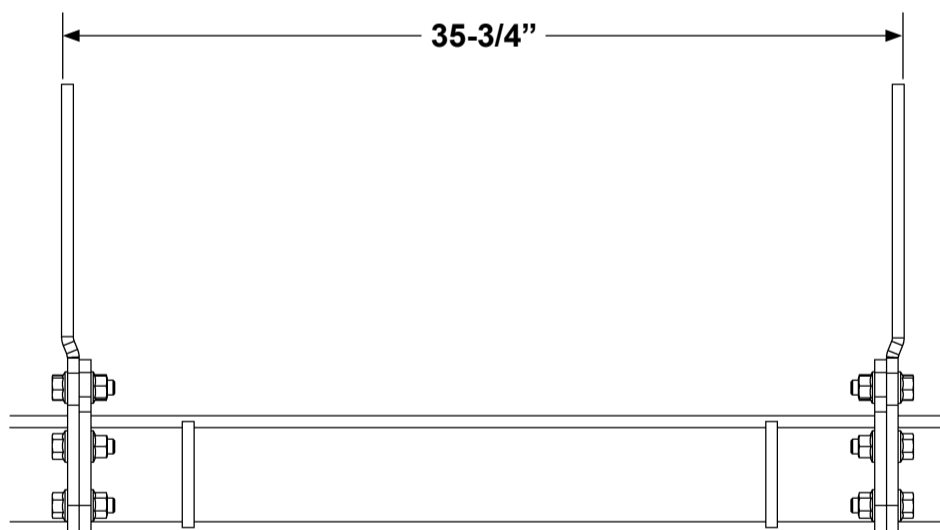
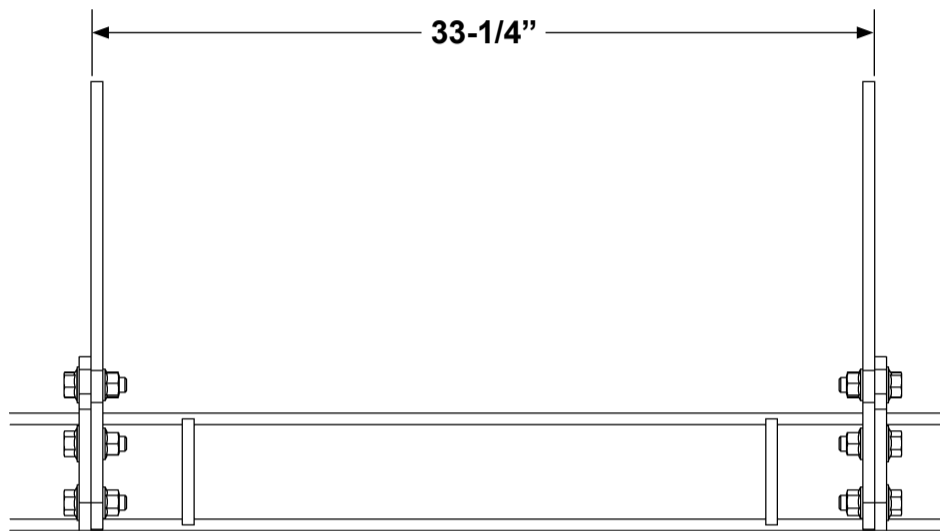
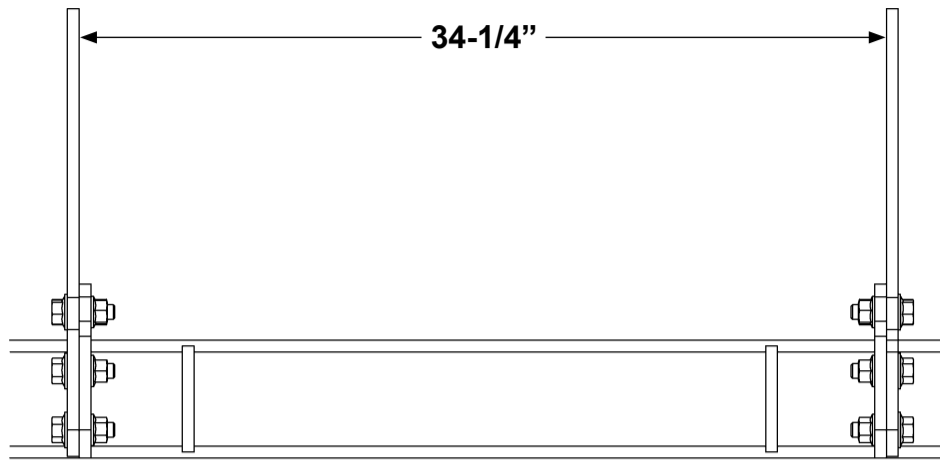


**MOUNTING PLATES: GPT-25 AND GPT-3****LAST UPDATED  
NOV 2018 to JULY 2019**

<b>ITEM</b>	<b>QTY.</b>	<b>PART NO.</b>	<b>DESCRIPTION</b>
1	1	298890-01	KIT,MOUNTING PL, GPT-25/3, 34.25" INSIDE
		298890-02	KIT,MOUNTING PL, GPT-25/3, 33.25" OUTSIDE
1A	2	299222-01	BRACKET, MTG, GPT-25/3, STR
1B	12	901615-04	BOLT HEX FRAME .63-11X2"LG
1C	12	901023-04	FLANGE LOCK NUT, 63-11, ZC
2	1	298890-03	KIT, MOUNTING PL, GPT-25/3, 35.75"OUTSIDE, .25" JOG
		298890-04	KIT, MOUNTING PL, GPT-25/3, 32.75"INSIDE, .25" JOG
2A	1	299222-02	BRACKET, MTG, GPT-25/3, .29" JOG
2B	1	299222-03	BRACKET, MTG, GPT-25/3, .29" JOG
2C	12	901615-04	BOLT HEX FRAME .63-11X2"LG
2D	12	901023-04	FLANGE LOCK NUT, 63-11, ZC

# MOUNTING PLATES: GPT-25 AND GPT-3

LAST UPDATED  
SEPT 2017 to OCT 2018



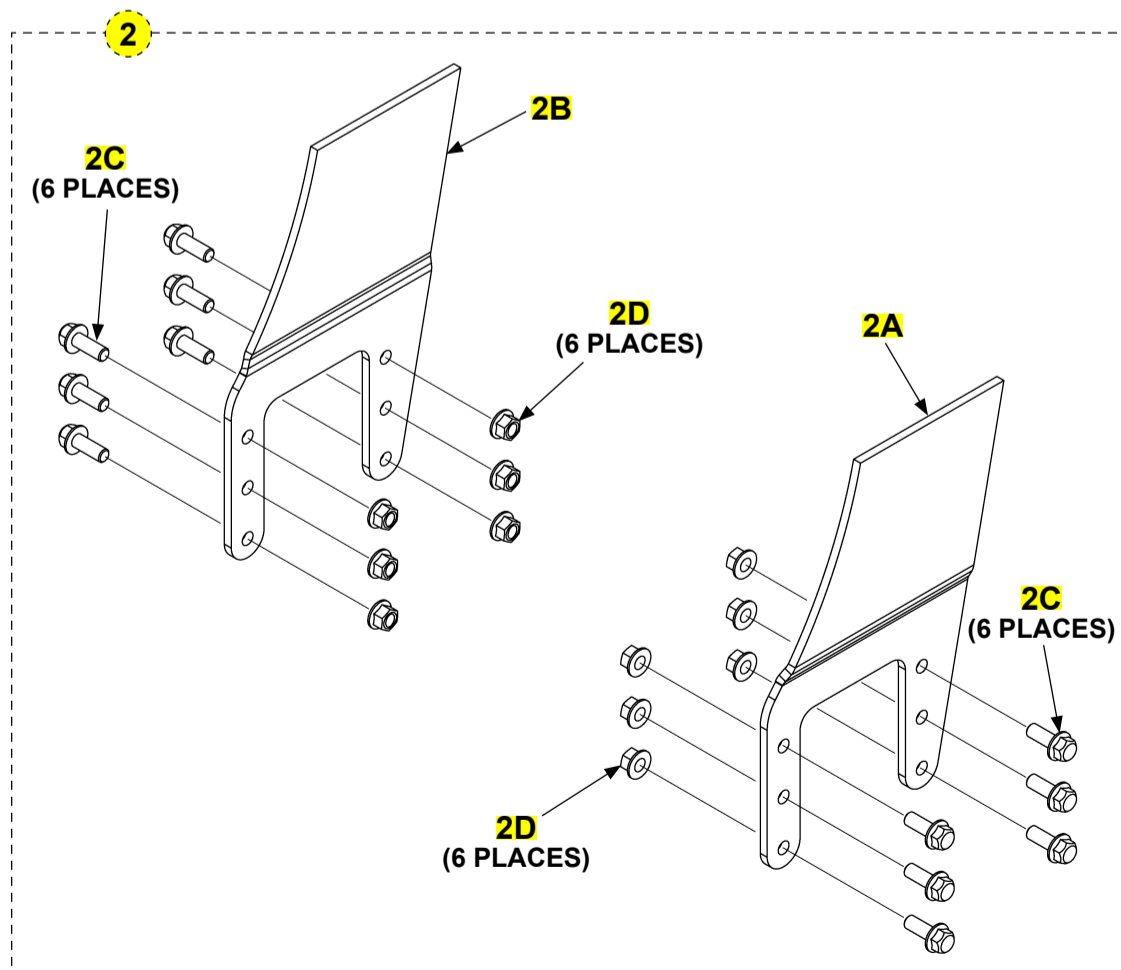
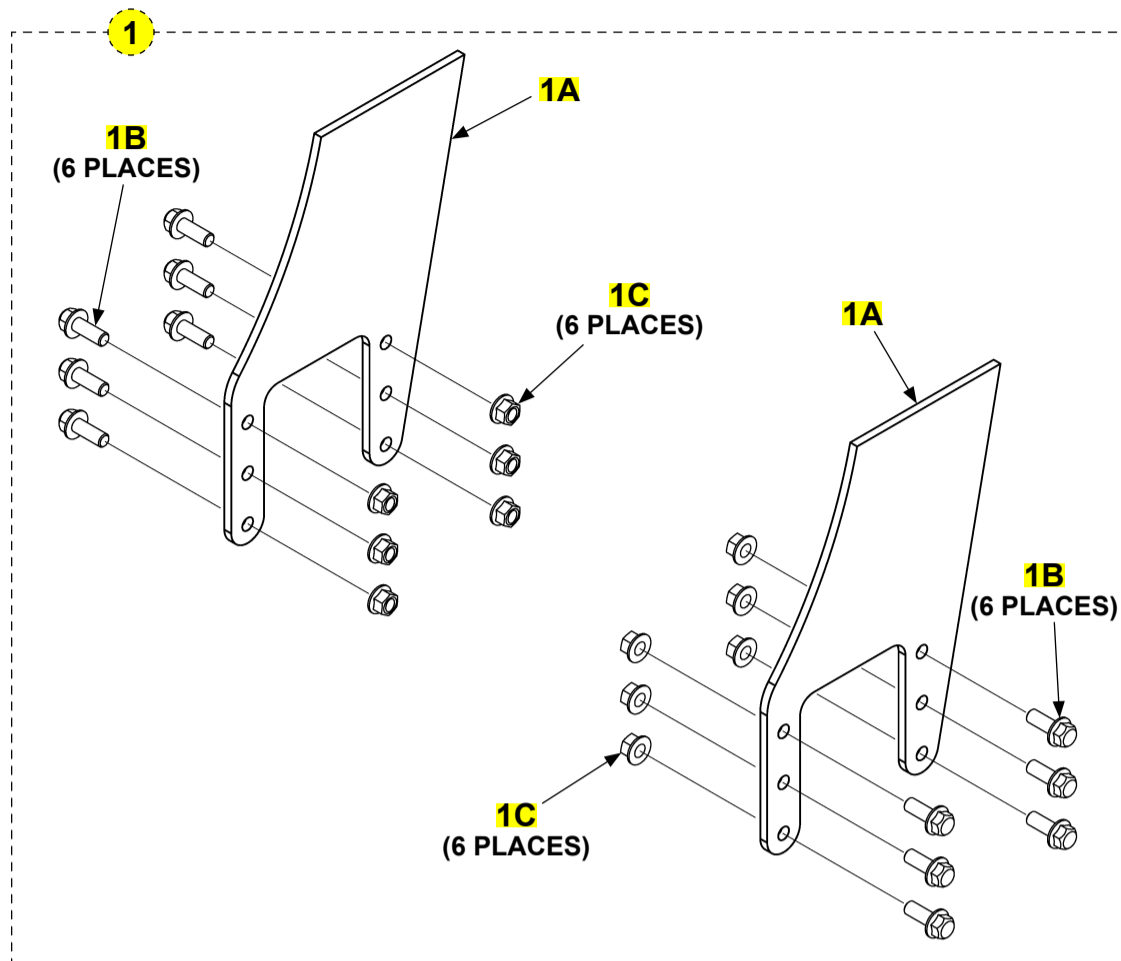
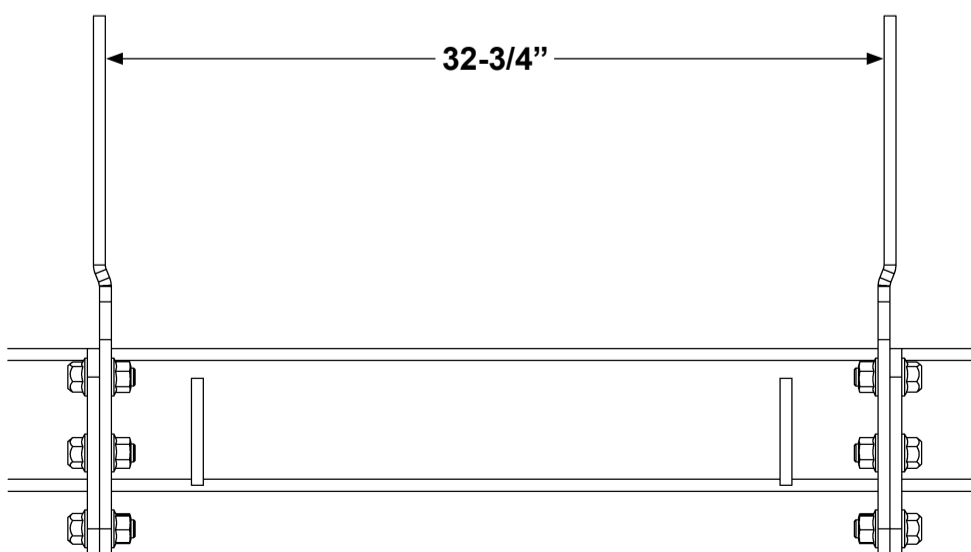
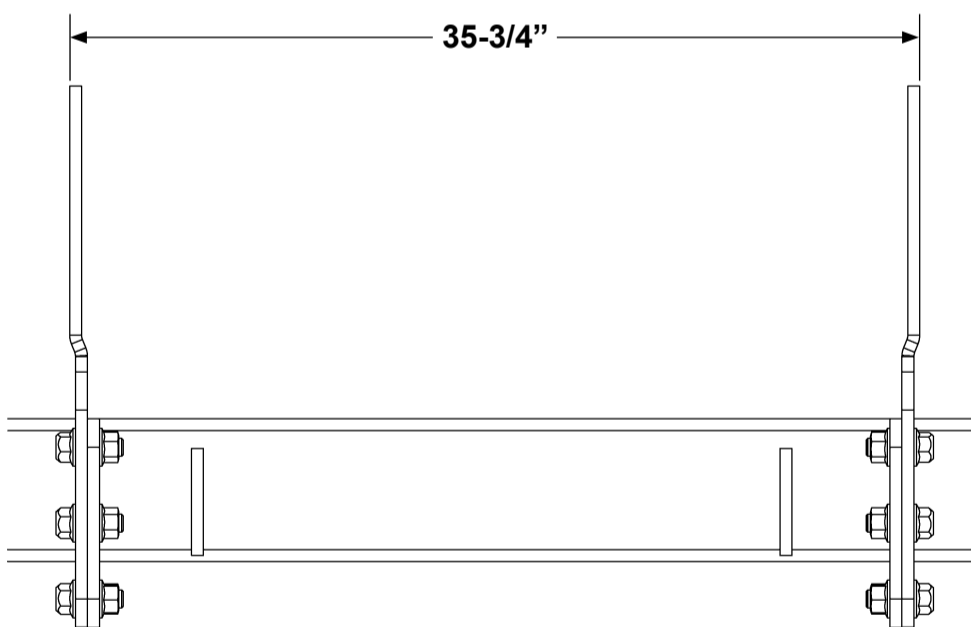
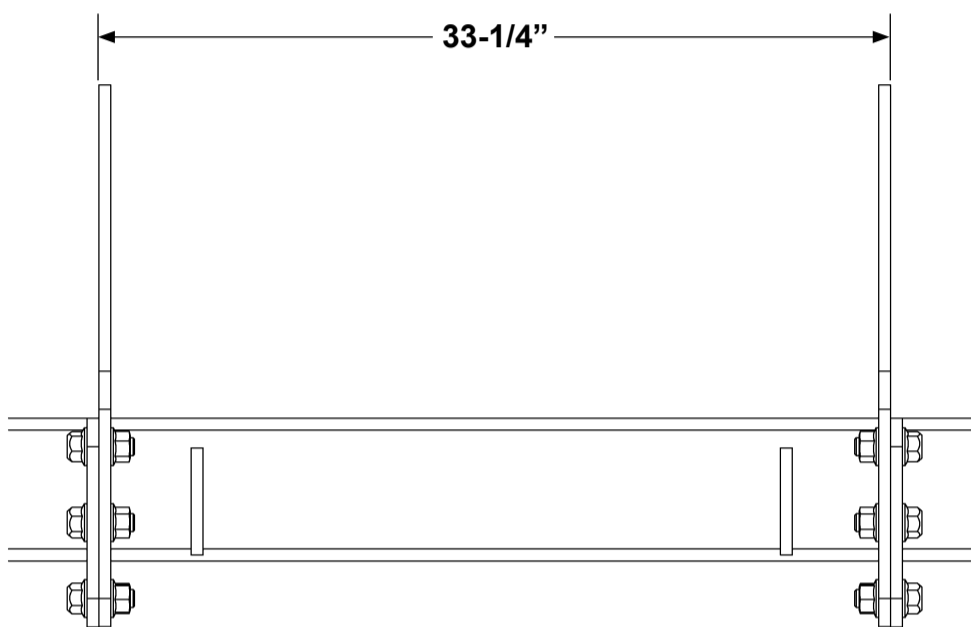
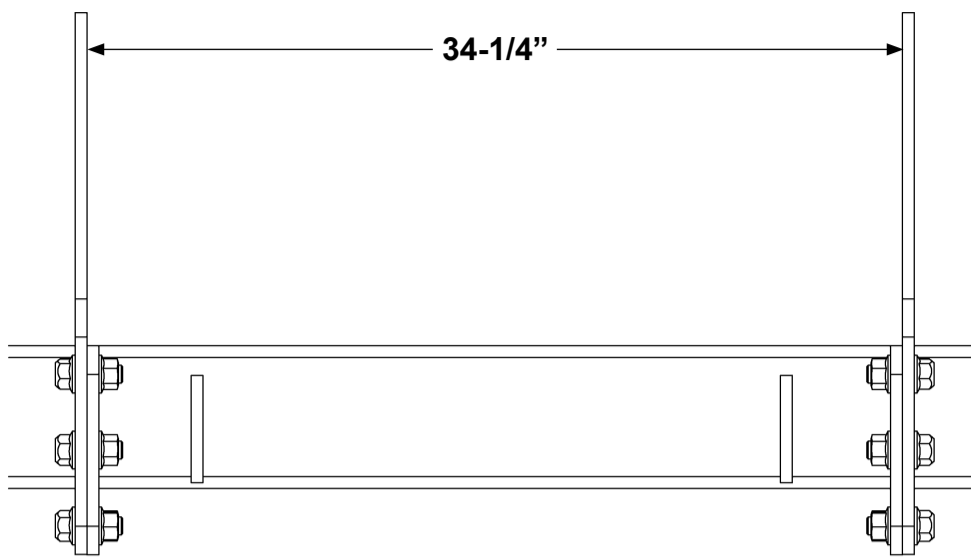


**MOUNTING PLATES: GPT-25 AND GPT-3****LAST UPDATED  
SEPT 2017 to OCT 2018**

<b>ITEM</b>	<b>QTY.</b>	<b>PART NO.</b>	<b>DESCRIPTION</b>
1	1	298805-01	KIT,MOUNTING PL,GPTB-25/3,34.25 INSIDE
		298805-02	KIT,MOUNTING PL, GPT-25/3, 33.25" OUTSIDE
1A	2	297977-01	BRACKET, MNTNG, GPTB-25/3, STR
1B	12	901615-04	BOLT HEX FRAME .63-11X2"LG
1C	12	901023-04	FLANGE LOCK NUT, 63-11, ZC
2	1	298805-03	KIT, MOUNTING PL, GPT-25/3, 35.75"OUTSIDE, .25" JOG
		298805-04	KIT, MOUNTING PL, GPT-25/3, 32.75"INSIDE, .25" JOG
2A	1	297977-04	BRACKET, MNTNG, GPT-25/3, .29" JOG
2B	1	297977-05	BRACKET, MNTNG, GPT-25/3, .29" JOG
2C	12	901615-04	BOLT HEX FRAME .63-11X2"LG
2D	12	901023-04	FLANGE LOCK NUT, 63-11, ZC

# MOUNTING PLATES: GPT-4 AND GPT-5

LAST UPDATED  
NOV 2018 to JULY 2019

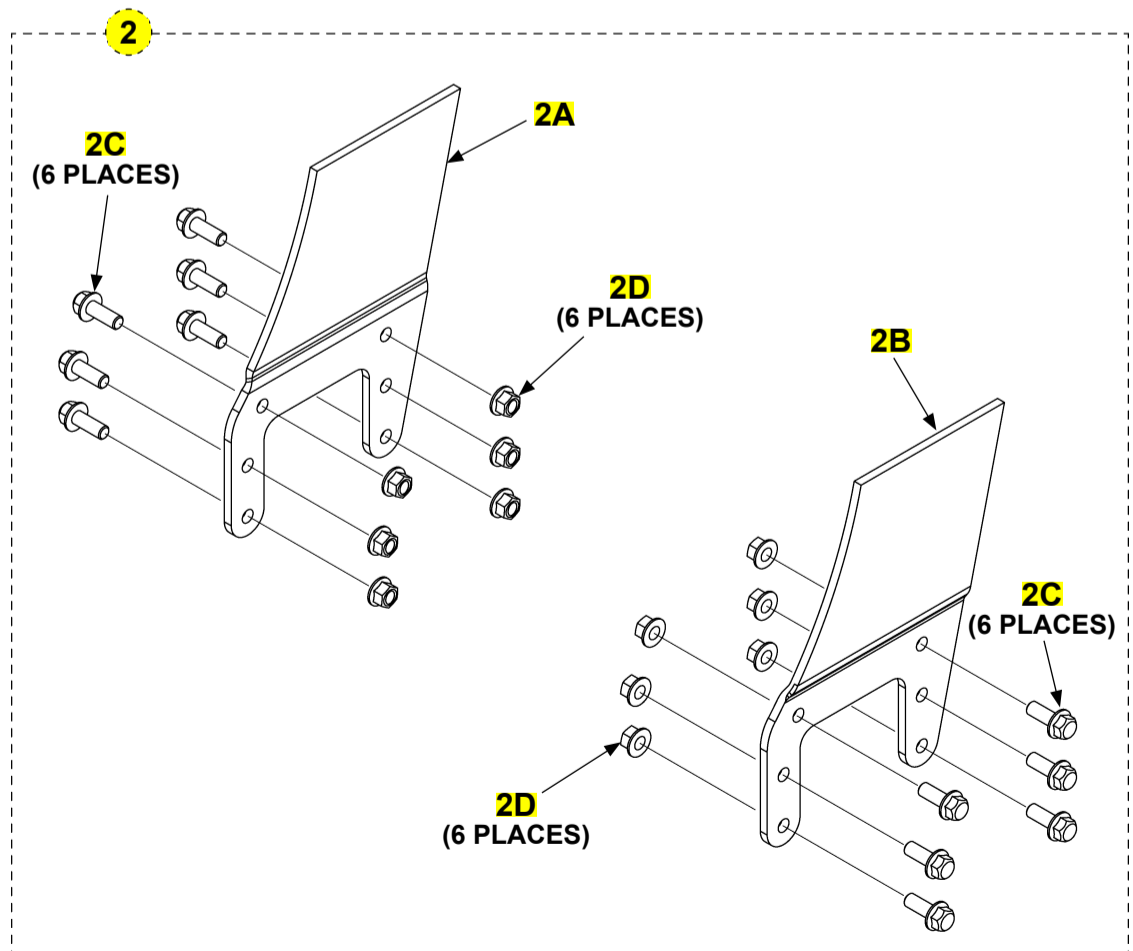
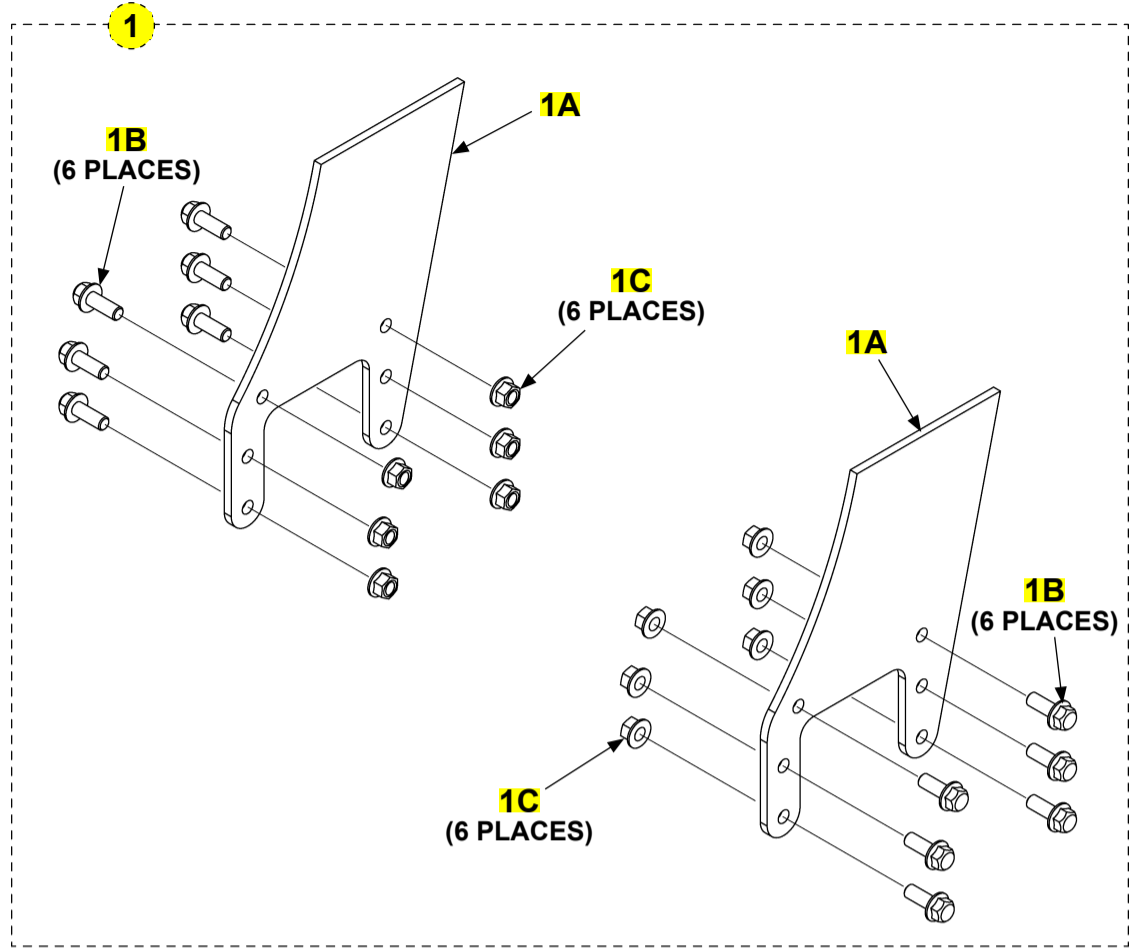
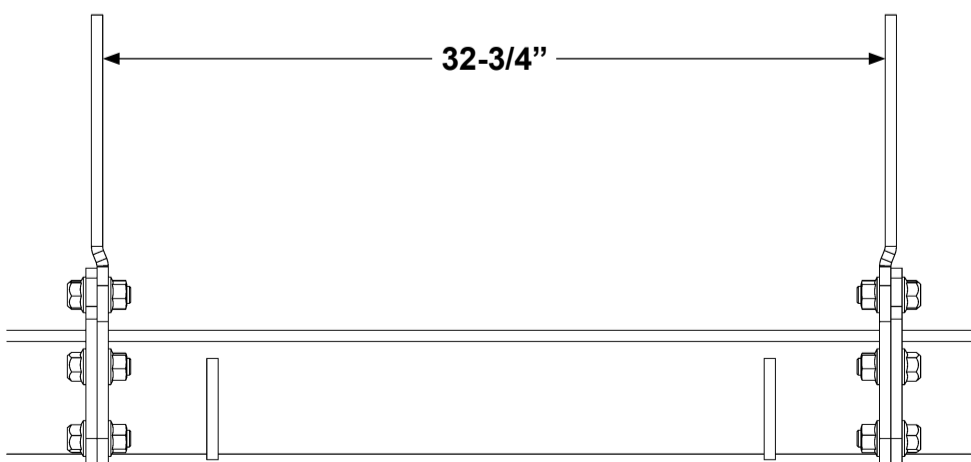
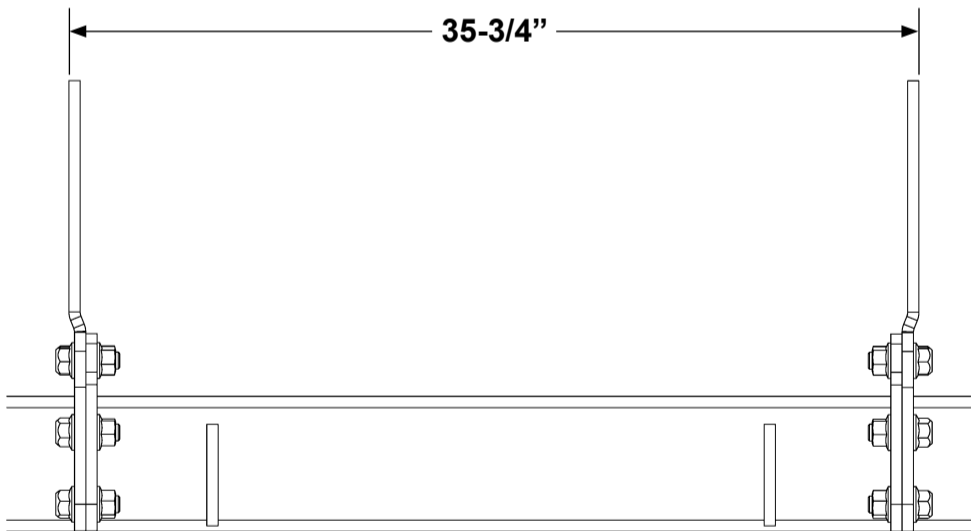
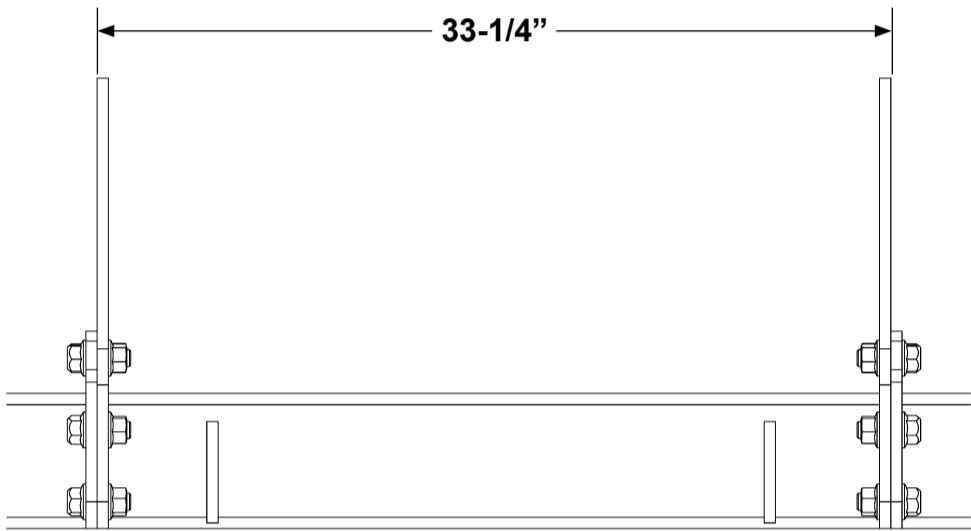
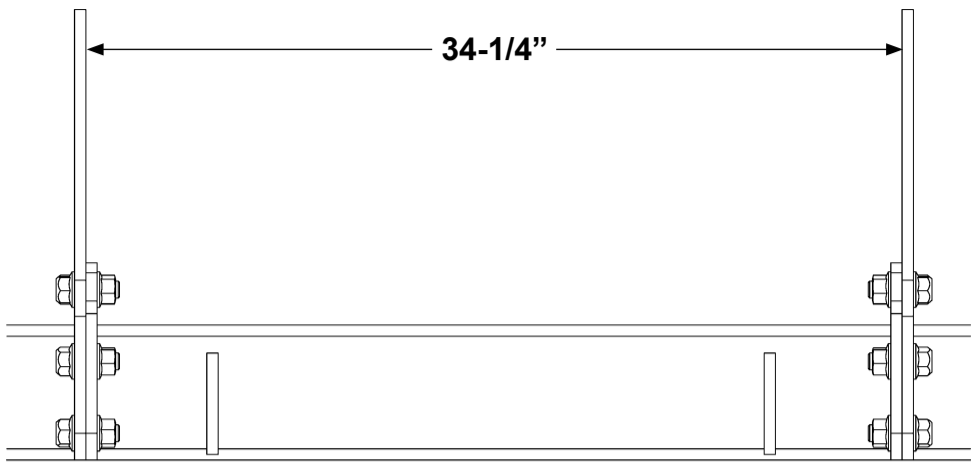


**MOUNTING PLATES: GPT-4 AND GPT-5****LAST UPDATED  
NOV 2018 to JULY 2019**

<b>ITEM</b>	<b>QTY.</b>	<b>PART NO.</b>	<b>DESCRIPTION</b>
1	1	298891-01	KIT,MOUNTING PL, GPT-4/5, 34.25" INSIDE
		298891-02	KIT,MOUNTING PL, GPT-4/5, 33.25" OUTSIDE
1A	2	299223-01	BRACKET, MNTNG, GPT-4/5, STR
1B	12	901625-02	BOLT HEX FRAME .75-10X2"LG
1C	12	901023-05	FLANGE LOCK NUT, 75-10, ZC
2	1	298891-03	KIT, MOUNTING PL, GPT-4/5, 35.75"OUTSIDE, .25" JOG
		298891-04	KIT, MOUNTING PL, GPT-4/5, 32.75"INSIDE, .25" JOG
2A	1	299223-02	BRACKET, MTG, GPT-4/5,.25 JOG
2B	1	299223-03	BRACKET, MTG, GPT-4/5,.25 JOG
2C	12	901625-02	BOLT HEX FRAME .75-10X2"LG
2D	12	901023-05	FLANGE LOCK NUT, 75-10, ZC

# MOUNTING PLATES: GPT-4 AND GPT-5

LAST UPDATED  
SEPT 2017 to OCT 2018





**MOUNTING PLATES: GPT-4 AND GPT-5****LAST UPDATED  
SEPT 2017 to OCT 2018**

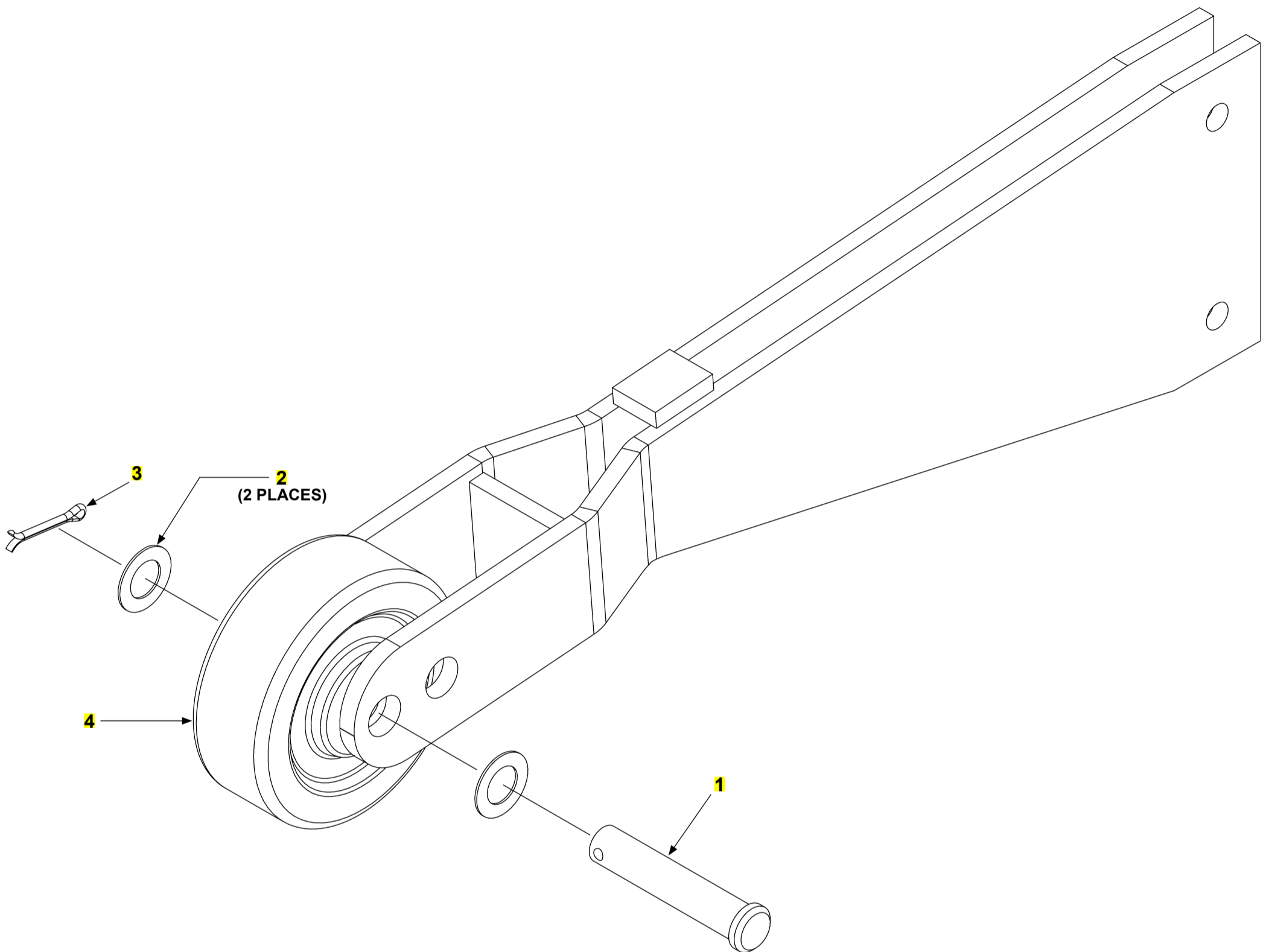
<b>ITEM</b>	<b>QTY.</b>	<b>PART NO.</b>	<b>DESCRIPTION</b>
1	1	298806-01	KIT,MOUNTING PL, GPT-4/5, 34.25" INSIDE
		298806-02	KIT,MOUNTING PL, GPT-4/5, 33.25" OUTSIDE
1A	2	297974-01	BRACKET, MNTNG, GPTB-4/5, STR
1B	12	901625-02	BOLT HEX FRAME .75-10X2"LG
1C	12	901023-05	FLANGE LOCK NUT, 75-10, ZC
2	1	298806-03	KIT, MOUNTING PL, GPT-4/5, 35.75"OUTSIDE, .25" JOG
		298806-04	KIT, MOUNTING PL, GPT-4/5, 32.75"INSIDE, .25" JOG
2A	1	297974-02	BRACKET, MNTNG, GPT-4/5,.25 JOG
2B	1	297974-03	BRACKET, MNTNG, GPT-4/5,.25 JOG
2C	12	901625-02	BOLT HEX FRAME .75-10X2"LG
2D	12	901023-05	FLANGE LOCK NUT, 75-10, ZC

# OPENER ASSEMBLY

LAST UPDATED  
SEPT 2017 to JULY 2019

COMPLETE ASSEMBLY:

**OPENER ASSEMBLY**



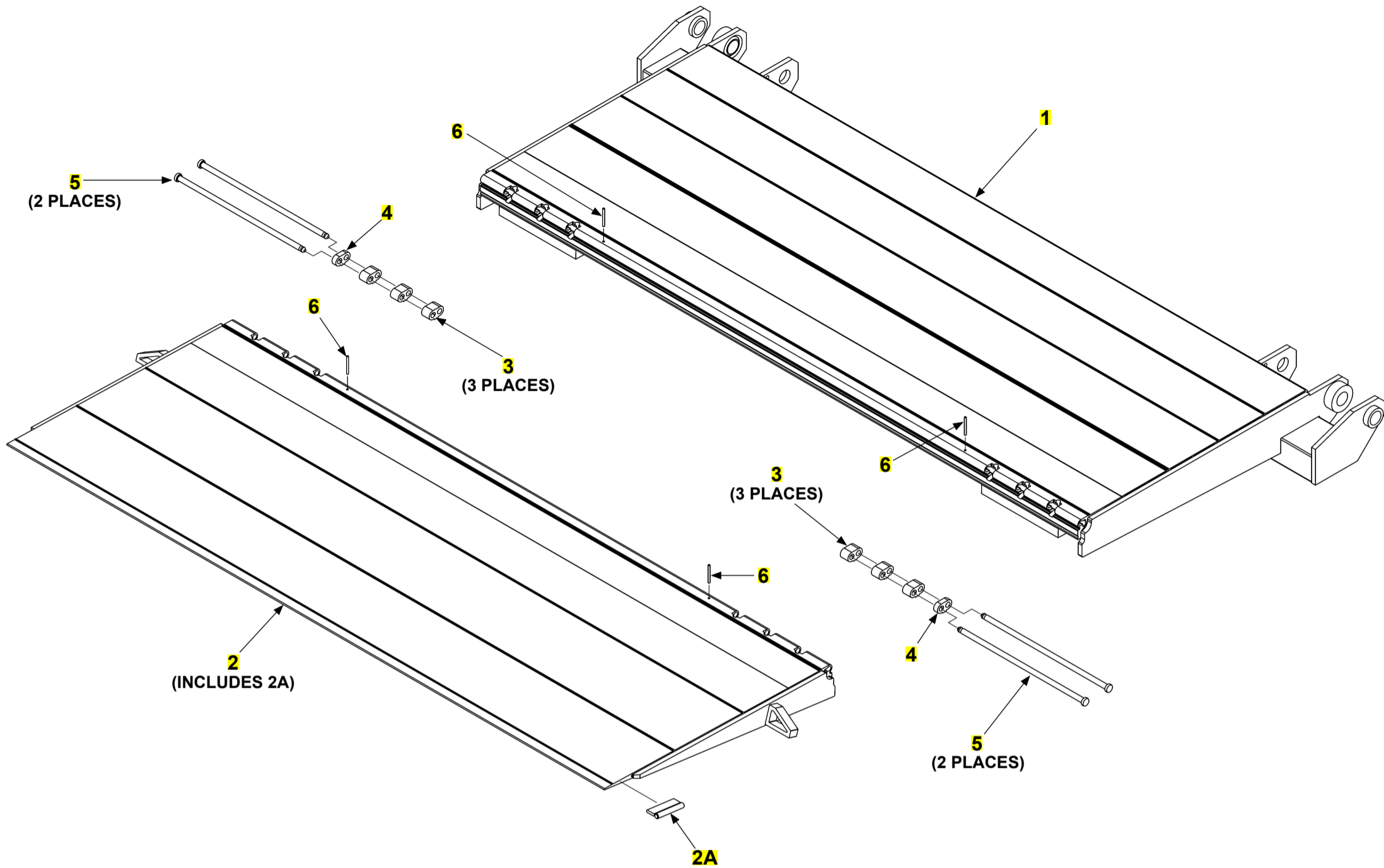
ITEM	QTY.	PART NO.	DESCRIPTION
REF	1	287030-01G	OPENER ASSEMBLY, GALVANIZED
1	1	905202-03	CLEVIS PIN, 1/2" DIA. X 2-1/2" LG.
2	2	902000-13	FLAT WASHER, 1/2" X 5/16" THICK
3	1	030805	COTTER PIN 1/8" DIA. X 1" LG.
4	1	280082-01	OPENER ROLLER, 3-1/2" X 1-1/4" X 1/2"

# PLATFORM AND FLIPOVER ASSEMBLY

LAST UPDATED  
SEPT 2017 to JULY 2019

COMPLETE ASSEMBLY:

## PLATFORM & FLIPOVER ASSEMBLY



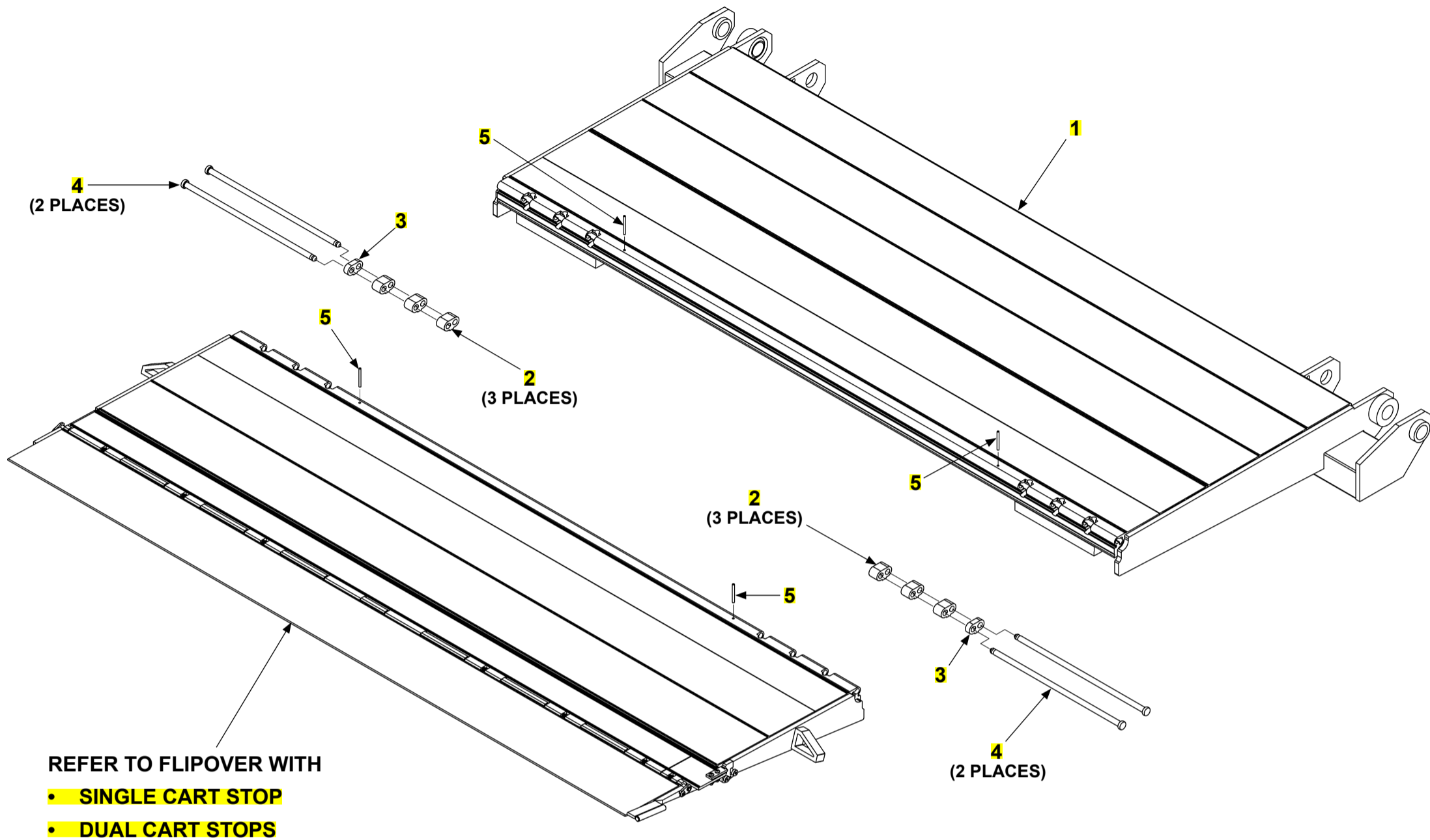
ITEM	QTY.	PART NO.	DESCRIPTION
REF	1	286100-01	PLATFORM & FLIPOVER ASSEMBLY, NO CART STOP
		286100-101	PLATFORM & FLIP ASSEMBLY, NO CS,KNURL (MAXGRIP)
1	1	286101-01	PLATFORM WELDMENT, ALUMINUM
		286101-101	PLATFORM WELDMENT, ALUMINUM, KNURL (MAXGRIP)
2	1	286103-01	FLIPOVER WELDMENT, AL, NO CS
		286103-101	FLIPOVER WELDMENT, AL, NO CS, KNURL (MAXGRIP)
2A	1	265819-01	HANDLE WELDMENT
3	6	311046-10	LINK SPACER, 1" LG.
4	2	311046-11	LINK SPACER, 1/2" LG.
5	4	285963-02	PIN, HINGE
6	4	904719-17	ROLL PIN, 3/16" X 2" LG.

# PLATFORM AND FLIPOVER ASSEMBLY WITH CART STOPS

LAST UPDATED  
SEPT 2017 to JULY 2019

COMPLETE ASSEMBLY:

## PLATFORM & FLIPOVER ASSEMBLY WITH CART STOPS

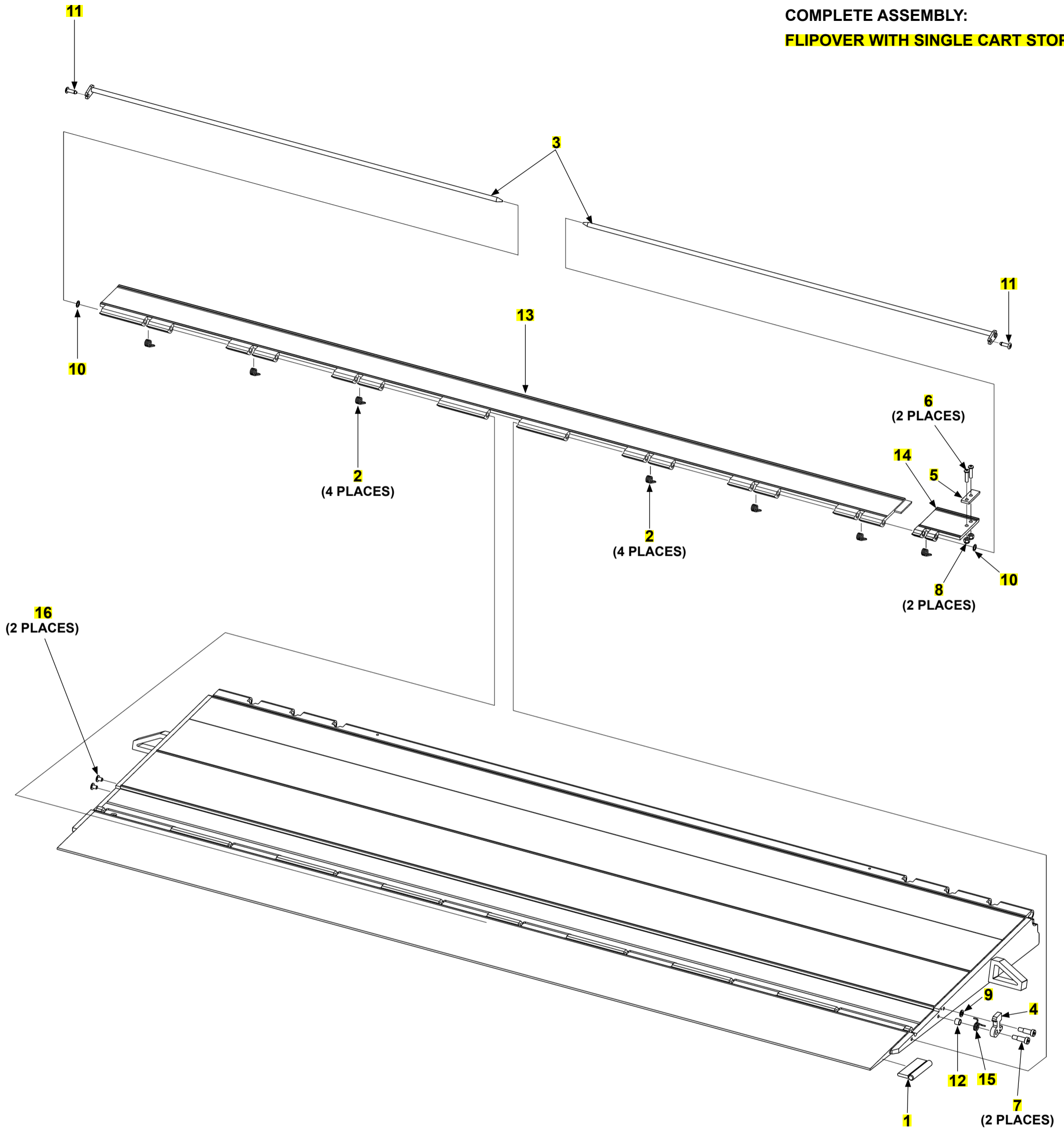


ITEM	QTY.	PART NO.	DESCRIPTION
REF	1	286100-02	PLATFORM & FLIPOVER ASSY, AL, SINGLE CART STOP
		286100-102	PLATFORM & FLIP ASSY, AL, SCS, KNURL (MAXGRIP)
		286100-03	PLATFORM & FLIPOVER ASSY, AL, DUAL CART STOPS
		286100-103	PLATFORM & FLIP ASSY, AL, DCS, KNURL (MAXGRIP)
1	1	286101-01	PLATFORM WELDMENT, ALUMINUM
		286101-101	PLATFORM WELDMENT, ALUMINUM, KNURL (MAXGRIP)
2	6	311046-10	LINK SPACER, 1" LG.
3	2	311046-11	LINK SPACER, 1/2" LG.
4	4	285963-02	PIN, HINGE
5	4	904719-17	ROLL PIN, 3/16" X 2" LG.

# FLIPOVER WITH SINGLE CART STOP

LAST UPDATED  
SEPT 2017 to JULY 2019

COMPLETE ASSEMBLY:  
**FLIPOVER WITH SINGLE CART STOP**





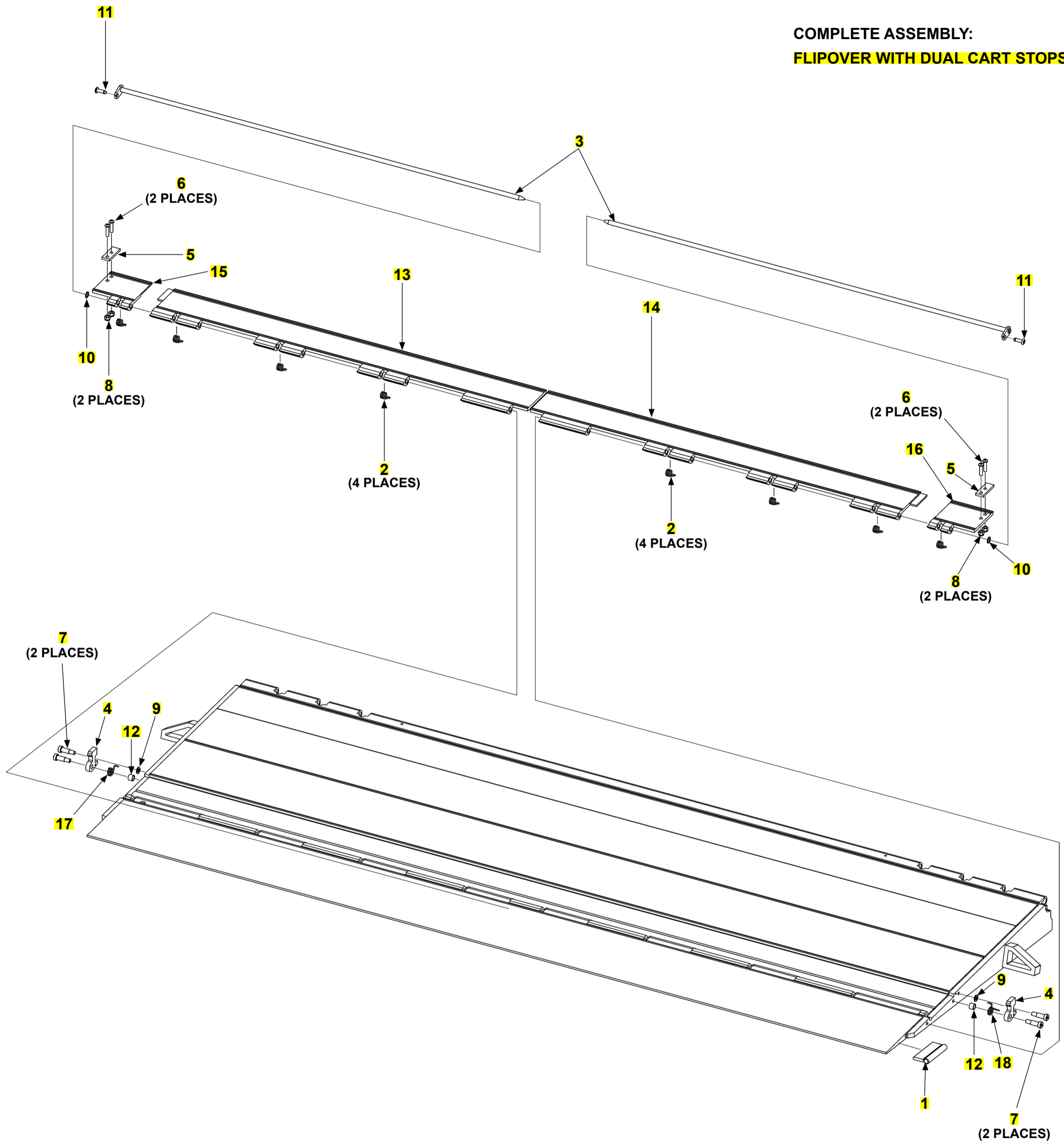
**FLIPOVER WITH SINGLE CART STOP****LAST UPDATED  
SEPT 2017 to JULY 2019**

<b>ITEM</b>	<b>QTY.</b>	<b>PART NO.</b>	<b>DESCRIPTION</b>
REF	1	286102-01	FLIPOVER ASSEMBLY, ALUMINUM, SINGLE CART STOP
		286102-101	FLIPOVER ASSEMBLY, ALUMINUM, SCS, KNURL
1	1	265819-01	HANDLE WELDMENT
2	7	282729-01	CART STOP SPRING
3	2	282738-01	PIN WELDMENT
4	1	282739-01	CART STOP LOCKING HOOK
5	1	282748-01	CART STOP LOCK SUPPORT FLAT
6	2	900005-4	BUTTON SCREW, 1/4"-20 X 1" LG.
7	2	900723-05	SHOULDER SCREW, 3/8" X 3/4" LG.
8	2	901000	LOCK NUT, 1/4"-20
9	1	902000-8	FLAT WASHER, 5/16"
10	2	903402-08	FLAT WASHER, 3/8", NYLON
11	2	903715-06	RIVET, 1/4" X 5/8"-3/4"
12	1	905328-01	BEARING, 3/8" X 3/8" LG, NYLON
13	1	286098-01	SINGLE CART STOP
14	1	286099-02	CART STOP LOCK-HINGE, RH
15	1	282749-02	HOOK SPRING, RH
16	2	908022-07	FLEXIBLE PLUG

# FLIPOVER WITH DUAL CART STOPS

LAST UPDATED  
SEPT 2017 to JULY 2019

COMPLETE ASSEMBLY:  
**FLIPOVER WITH DUAL CART STOPS**

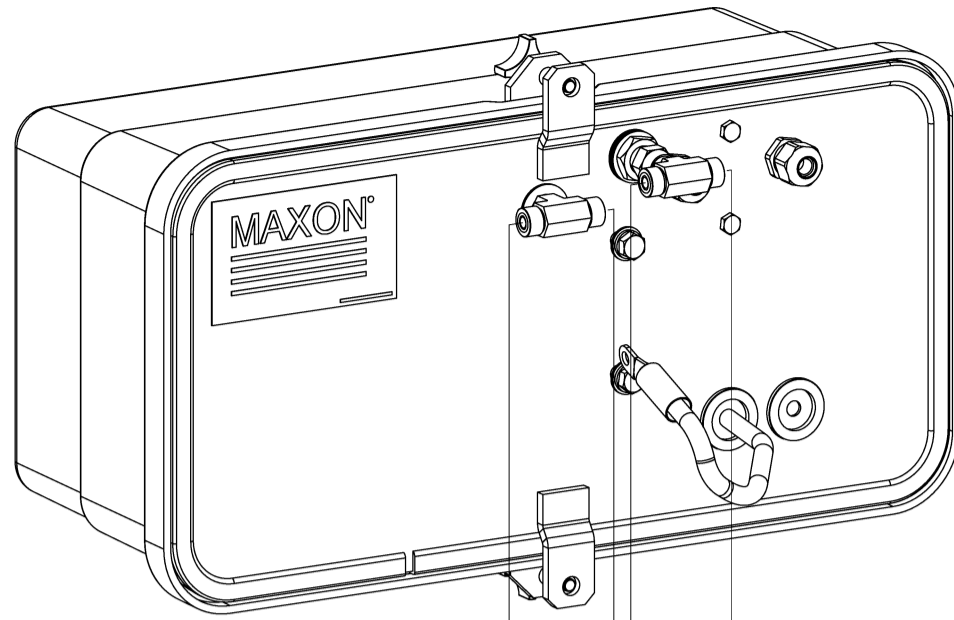


**FLIPOVER WITH DUAL CART STOPS****LAST UPDATED  
SEPT 2017 to JULY 2019**

<b>ITEM</b>	<b>QTY.</b>	<b>PART NO.</b>	<b>DESCRIPTION</b>
REF	1	286102-02	FLIPOVER ASSEMBLY, ALUMINUM, DUAL CART STOPS
		286102-102	FLIPOVER ASSEMBLY, ALUMINUM, DCS, KNURL
1	1	265819-01	HANDLE WELDMENT
2	8	282729-01	CART STOP SPRING
3	2	282738-01	PIN WELDMENT
4	2	282739-01	CART STOP LOCKING HOOK
5	2	282748-01	CART STOP LOCK SUPPORT FLAT
6	4	900005-4	BUTTON SCREW, 1/4"-20 X 1" LG.
7	4	900723-05	SHOULDER SCREW, 3/8" X 3/4" LG.
8	4	901000	LOCK NUT, 1/4"-20, NYLON
9	2	902000-8	FLAT WASHER, 5/16"
10	4	903402-08	FLAT WASHER, 3/8"
11	2	903715-06	RIVET, 1/4" X 5/8"-3/4"
12	2	905328-01	BEARING, 3/8" X 3/8" LG, NYLON
13	1	286098-02	DUAL CART STOP, LH
14	1	286098-03	DUAL CART STOP, RH
15	1	286099-01	CART STOP LOCK-HINGE, LH
16	1	286099-02	CART STOP LOCK-HINGE, RH
17	1	282749-01	HOOK SPRING, LH
18	1	282749-02	HOOK SPRING, RH

# HYDRAULIC SYSTEMS - POWER DOWN

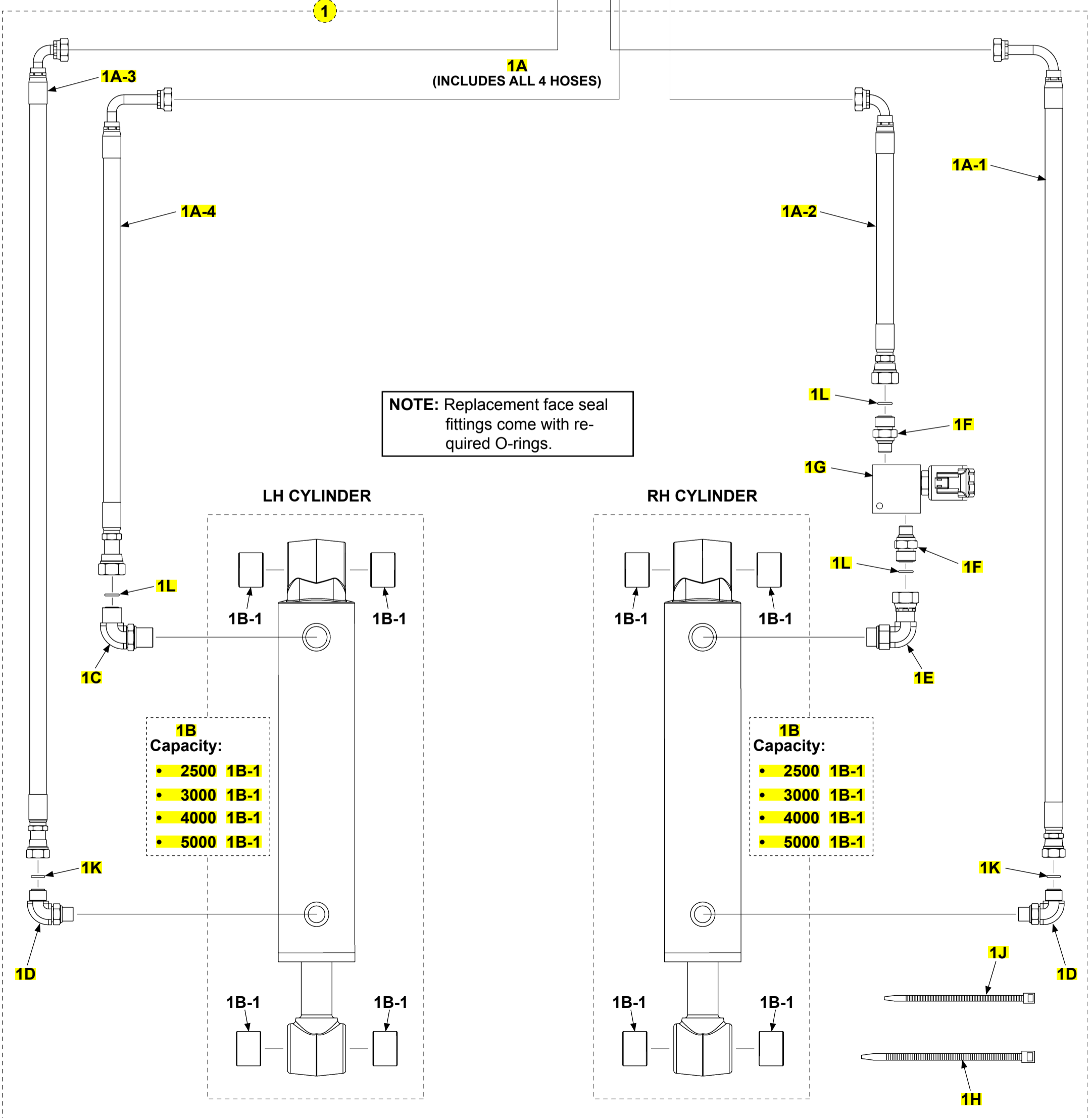
LAST UPDATED  
SEPT 2017 to JULY 2019



**PUMP ASSEMBLY**

**1**

**1A**  
(INCLUDES ALL 4 HOSES)



**NOTE:** Replacement face seal fittings come with required O-rings.

**LH CYLINDER**

**RH CYLINDER**

- 1B Capacity:**
- 2500 1B-1
  - 3000 1B-1
  - 4000 1B-1
  - 5000 1B-1

- 1B Capacity:**
- 2500 1B-1
  - 3000 1B-1
  - 4000 1B-1
  - 5000 1B-1

## HYDRAULIC SYSTEMS - POWER DOWN

LAST UPDATED  
SEPT 2017 to JULY 2019

ITEM	QTY.	PART NO.	DESCRIPTION
1	1	298127-01	KIT,CYL,FITTING & HOSE,PD PMP,GPTB-25/3
		298127-02	KIT,CYL,FITTING & HOSE,PD PMP,GPTB-4
		298127-03	KIT,CYL,FITTING & HOSE,PD PMP,GPTB-5
1A	1	298262-01	KIT,HYDR HOSE,GPTB & GPTBWR
1A-1	1	298264-01	H/ASSY .38HP,SAE#6-6, 36 LG
1A-2	1	298263-01	H/ASSY .38HP SAE#8-6,F-F,42.5 LG
1A-3	1	298265-01	H/ASSY,.38HP,SAE#6-6,LH DN LINE,95" LG
1A-4	1	298266-01	H/ASSY,.38HP,SAE#8-6, LH UP LINE,102" LG
1B.1	2	266037-01	CYL 2.75 BR X 10"ST. S/LB/BUSH ASSY
1B.2		266038-01	CYL Ø3.0 BORE X 10ST. S/LB/BUSH
1B.3		266039-01	CYL 3.5 BRX10"ST.S/LB/BUSH
1B-1.1	4	905114-02	BEARING, SELF LUBE 1.25 X1.00
1B-1.2	4	905112-04	BEARING, SELF LUBE 1-3/8X1.5
1C	1	906704-01	ELBOW, NPSC,SEA #8 F/S O-R M-M
1D	2	906707-01	ELBOW, NPSC,SAE #6 F/S O-R M-M
1E	1	906763-01	CONN,ELBOW,.812-16 X.75-16
1F	2	906762-01	CONN, M-M, .562-18 X .812-16
1G	1	282999-01	LOCK VALVE ASSY, 12V
1H	12	905322-01	TIE, PLASTIC 8" (120 LB)
1J	4	205780	TIE, PLASTIC 7" (50 LB)
1K	2	906712-02	O-RING #6 (3/8" FACE SEAL TUBE-END)
1L	3	906712-03	O-RING #8 (1/2" FACE SEAL TUBE-END)



# PUMP ASSEMBLY

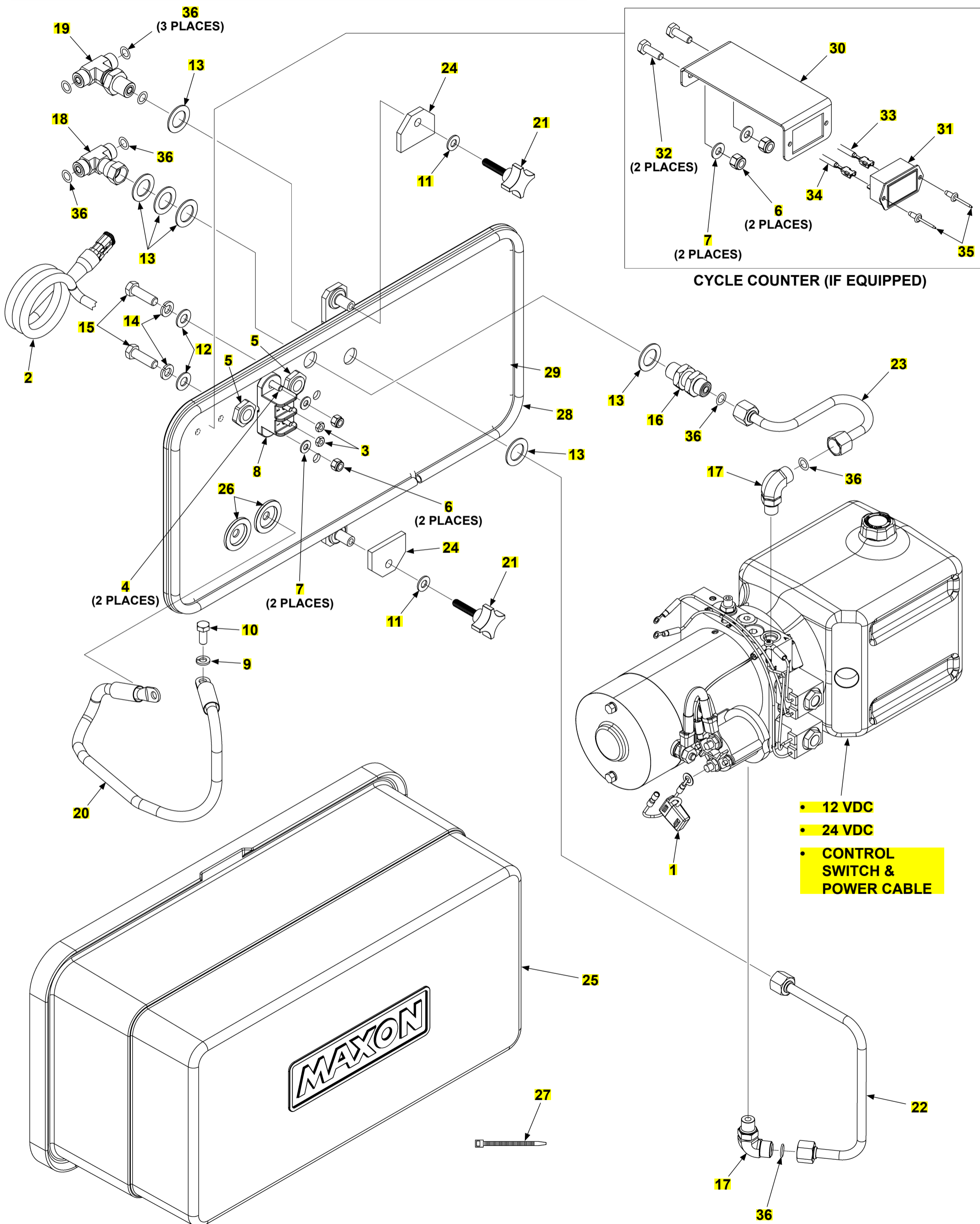
LAST UPDATED  
SEPT 2017 to JULY 2019

**NOTE:** When replacing internal steel hydraulic lines, bulkhead tee or elbow, ensure

- tee & elbow are shimmed correctly to mounting plate with **ITEM 13**.
- Fittings that connect lines to pump should be in correct position & tight.
- Steel line is installed finger tight while measuring gap between tee & mounting plate or elbow & mounting plate. Add correct number of shims to fill gap.
- Position and tighten the bulkhead tee or elbow and steel line fittings.

**COMPLETE PUMP ASSEMBLY:**

- 12V
- 12V WITH CYCLE COUNTER
- 24V



**PUMP ASSEMBLY**

**LAST UPDATED  
SEPT 2017 to JULY 2019**

ITEM	QTY.	PART NO.	DESCRIPTION
REF 1	1	298280-01G	PUMP ASSY, H/D, P/D, 12V, GPT, GAL
REF 2		298280-02G	PUMP ASSY, H/D, P/D, 24V, GPT, GAL
REF 3		298280-03G	PUMP ASSY, H/D, P/D, CC, 12V, GPT
1	1	297046-01	FUSE HOLDER ASSY
2	1	282625-13	CABLE ASSY, LOCK VALVE, 16/2X56
3	2	030344	NUT, HEX HD #10-32 ZC
4	2	900000-4	BOLT, HX 1/4-20X1 GR8 ZC
5	2	268034-04	CORD GRIP,NYL, M20-1.5, .27 ID
6	2 or 4	903137-01	NUT, NYL INSRT STOP .25-20 SS
7	2 or 4	903412-01	WASHER,FLAT .25,SS
8	1	296859-01	POWER DOWN MODULE
9	1	902011-3	WASHER, LOCK 5/16X5/64 G8 ZC
10	1	900009-3	BOLT,HEX 5/16-18X3/4 GR8 ZC
11	2	902013-10	WASHER, FLAT 5/16" SAE, ZC
12	2	902013-11	WASHER, FLAT 3/8" ZC
13	6	902028-12	WASHER,FLAT 1.250 OD X .757 ID
14	2	902011-4	WASHER, LOCK 3/8X.094 ZC
15	2	900764-07	SCREW, HEX CAP .38-16X1.25, SS
16	1	906744-01	BULKHEAD UNION SAE#6,ORFS,M-M
17	2	906707-01	ELBOW, NPSC,SAE #6 F/S O-R M-M
18	1	906802-01	TEE,SW NUT BRANCH,ORFS#6
19	1	906810-01	TEE,BULKHEAD BRANCH,ORFS #6
20	1	269191-03	CABLE ASSY,GROUND,2GA X 22" LG
21	2	286729-01	KNOB/STUD ASSY
22	1	282892-01	TUBE ASSY, DOWN LINE, GPT PUMP
23	1	282874-01	TUBE ASSY, UP LINE, GPTB PUMP
24	2	281062-02	FLAT, HOLDER,1.56 LG
25	1	281038-02	COVER HORIZONTAL PUMP
26	2	266428-04	GROMMET, 1.0 DIAPH .38 HOLE
27	6	208153	TIE, PLASTIC 4" (18 LB)
28	1	093203-10	NEOPRENE BULB,TRIM SEAL59.5"LG
29	1	288051-01G	PLATE WLDMT, PMP MNT, GPTB, G
		288051-02G	PLATE WLDMT,PMP MNT,C/CNTR, GPTB, G
30	1	297358-01	BRACKET, DIGITAL C/COUNT
31	1	297269-01	DIGITAL CYCLE COUNTER
32	2	900004-2	SCREW, CAP .25-20X.75 GR8 ZC
33	1	297274-02	WIRE ASSY,POS LOCK,RING TERM,RED
34	1	297274-01	WIRE ASSY,POS LOCK,RING TERM,BLK
35	2	903721-01	RIVET, BL/DM, SS Ø.16X.02-.13
36	8	906712-02	O-RING #6 (3/8" FACE SEAL TUBE-END)

# 12 VDC POWER UNIT

LAST UPDATED  
SEPT 2017 to JULY 2019

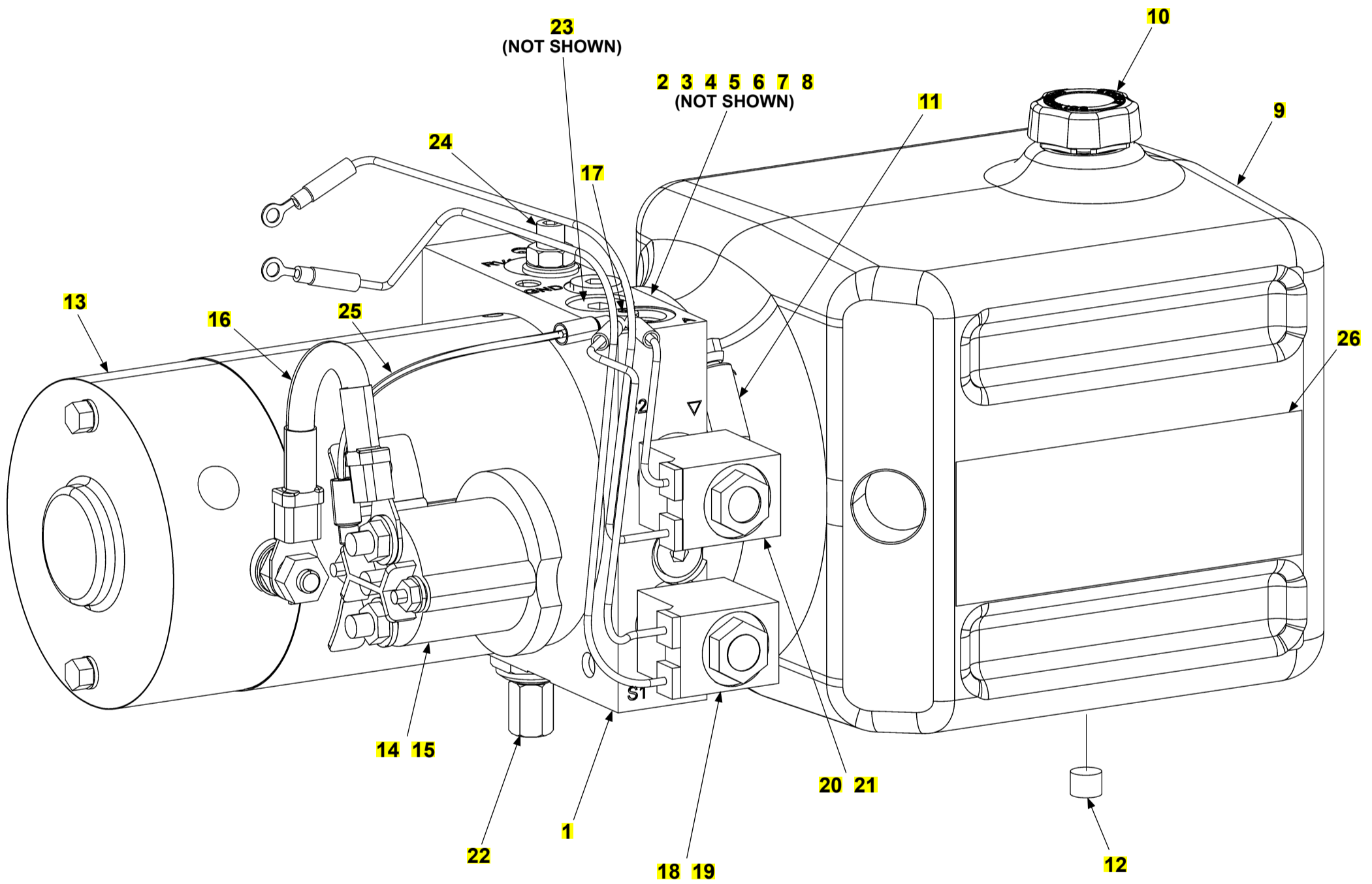
## CAUTION

Do not over-tighten the terminal nuts on starter solenoid. For the load terminals, torque nuts to 40 lbs.-in. max. Torque the nuts on #10-32 control terminals 15-20 lbs.-in.

## CAUTION

To prevent damage when installing 2-way valves, torque valve cartridge nut to 30 lbs.-in. max.

COMPLETE PUMP ASSEMBLY:  
**12 VDC POWER UNIT**



## 12 VDC POWER UNIT

LAST UPDATED  
SEPT 2017 to JULY 2019

ITEM	QTY.	PART NO.	DESCRIPTION
REF	1	298281-01	12 VDC POWER UNIT, 204, H/DUTY
1	1	290151	BASE ASSY, M3551,MOD,STD MTR
2	1	290159	O-RING, RESERVOIR, 3.75X4.0X.13-240
3	1	290160	SEAL, SHAFT, HEAVY DUTY
4	1	297565	O-RING,0.50 X 0.63 X 0.06 -014
5	1	290150	PUMP ASSY, QM,MDLR,DC,BRGS BLD RSV
6	1	290141	TUBE, SUCT 90,H/MT,M-400, 3/8NPT
7	1	269331	FILTER, SCREEN M-SERIES SUCT.
8	1	290143	TUBE, RETURN, 90 DEG, 1/8NPT, 3 3/8
9	1	290145	RESV, PLATIC, 6.7X6.7X9.0,H/MT
10	1	287281	PLUG,RESEV,BREATHER-FILLER
11	1	287277	CLAM,HOSE,WORM GEAR RSV, M-SER
12	1	287282	PLUG.SAE O-RING, 9/16-18, HEX, SO
13	1	290198	MOTOR,DC,12V,4.5 IN, 1TRM,LONG
14	1	269339	SWITCH,SOL ACT MTR ST, 12 VDC
15	2	269340	SCREW,PAN HD,TORX,10-32X5/16
16	1	287274	CABLE, INSULATED W/LUGS #4G 6"L
17	1	290205	SCREW,SELF TAPPING,10-24 3/8
18	1	290153	CARTRIDGE,4-W/2-P.#8, 1/2IN STEM
19	1	290225	COIL,ASSY, 10VDC W/TERMS (RED END)
20	1	269417	CARTRIDGE,2W/2P,NC,POPPET,4000
21	1	290169	COIL, 10VDC #8, DUAL LEAD, #10 RING( BLK ENDS)
22	1	290171	VALVE MAX VM01 HDM 10 T.30-95
23	1	269346	POPPET ASSY, PRSS CMP FL CNTRL
24	1	290158	VALVE ASSY, R/V, 1001 PSI AND UP
25	1	297547	WIRE ASSY,CNTRL,16AWG,HS,RING
26	1	282927-04	DECAL, OIL LEVEL

# 24 VDC POWER UNIT

LAST UPDATED  
SEPT 2017 to JULY 2019

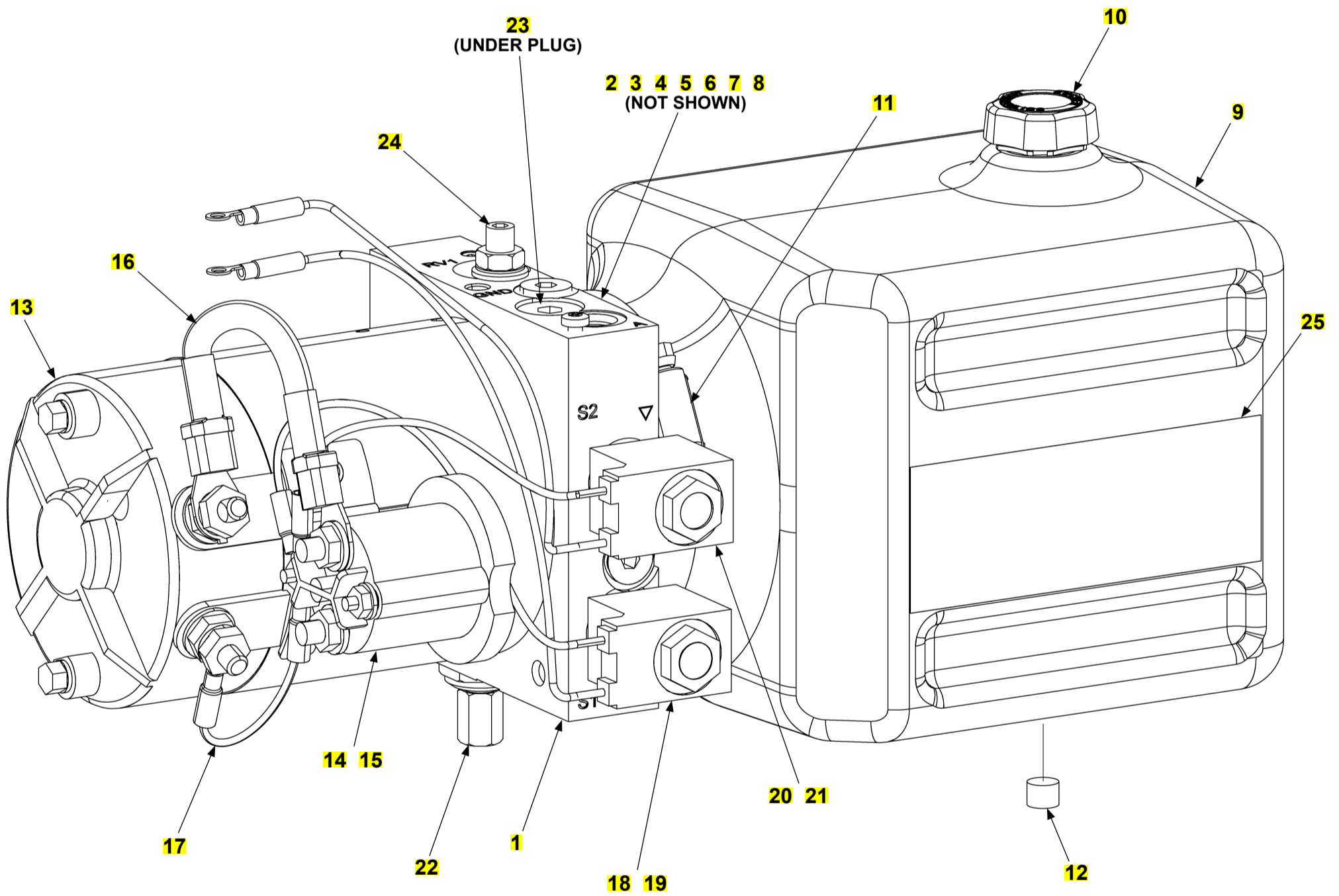
## CAUTION

Do not over-tighten the terminal nuts on starter solenoid. For the load terminals, torque nuts to 40 lbs.-in. max. Torque the nuts on #10-32 control terminals 15-20 lbs.-in.

## CAUTION

To prevent damage when installing 2-way valves, torque valve cartridge nut to 30 lbs.-in. max.

COMPLETE PUMP ASSEMBLY:  
**24 VDC POWER UNIT**





## 24 VDC POWER UNIT

LAST UPDATED  
SEPT 2017 to JULY 2019

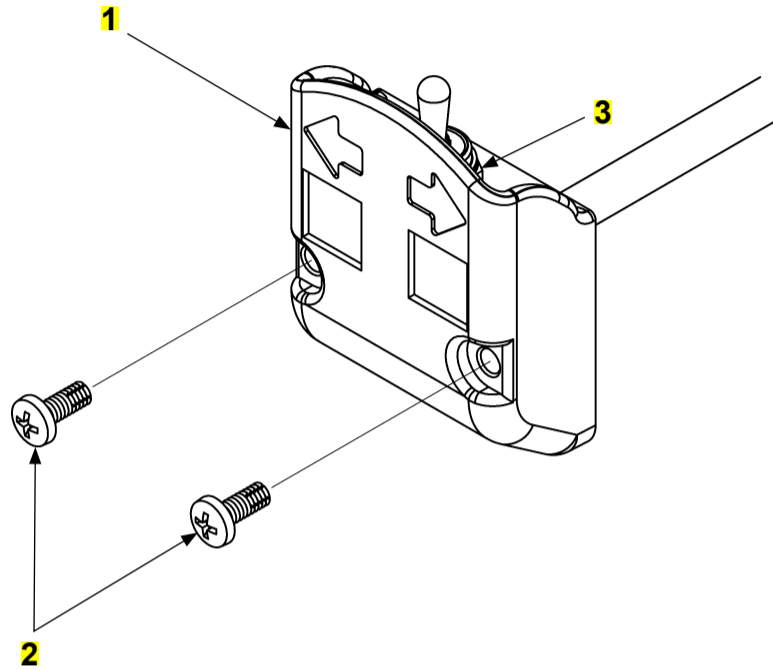
ITEM	QTY.	PART NO.	DESCRIPTION
REF	1	298281-24	24VDC POWER UNIT, 204, H/DUTY
1	1	290151	BASE ASSY, M3551,MOD,STD MTR
2	1	290159	O-RING, RESERVOIR, 3.75X4.0X.13-240
3	1	290160	SEAL, SHAFT, HEAVY DUTY
4	1	297565	O-RING,0.50 X 0.63 X 0.06 -014
5	1	290150	PUMP ASSY, QM,MDLR,DC,BRGS BLD RSV
6	1	290141	TUBE, SUCT 90,H/MT,M-400, 3/8NPT
7	1	269331	FILTER, SCREEN M-SERIES SUCT.
8	1	290143	TUBE, RETURN, 90 DEG, 1/8NPT, 3 3/8
9	1	290145	RESV, PLATIC, 6.7X6.7X9.0,H/MT
10	1	287281	PLUG,RESEV,BREATHER-FILLER
11	1	287277	CLAM,HOSE,WORM GEAR RSV, M-SER
12	1	287282	PLUG.SAE O-RING, 9/16-18, HEX, SO
13	1	269351	MOTOR,DC,24V,4.5in, 1 TERM, LONG
14	1	284080-02	SWITCH, SOLENOID ASSY, 24VDC
15	2	269340	SCREW,PAN HD,TORX,10-32X5/16
16	1	287274	CABLE, INSULATED W/LUGS #4G 6"L
17	1	290227	WIRE ASSY, CNTRL, 16AWG,HS,RING
18	1	290153	CARTRIDGE,4-W/2-P.#8, 1/2IN STEM
19	1	290226	COIL, ASSY, 18VDC W/TERMS, RED
20	1	269417	CARTRIDGE,2W/2P,NC,POPPET,4000
21	1	290168	COIL,18VDC #8, DUAL LEAD, #10RING
22	1	290171	VALVE MAX VM01 HDM 10 T.30-95
23	1	269346	POPPET ASSY, PRSS CMP FL CNTRL
24	1	290158	VALVE ASSY, R/V, 1001 PSI AND UP
25	1	282927-04	DECAL, OIL LEVEL

# CONTROL SWITCH AND POWER CABLE

LAST UPDATED  
SEPT 2017 to JULY 2019

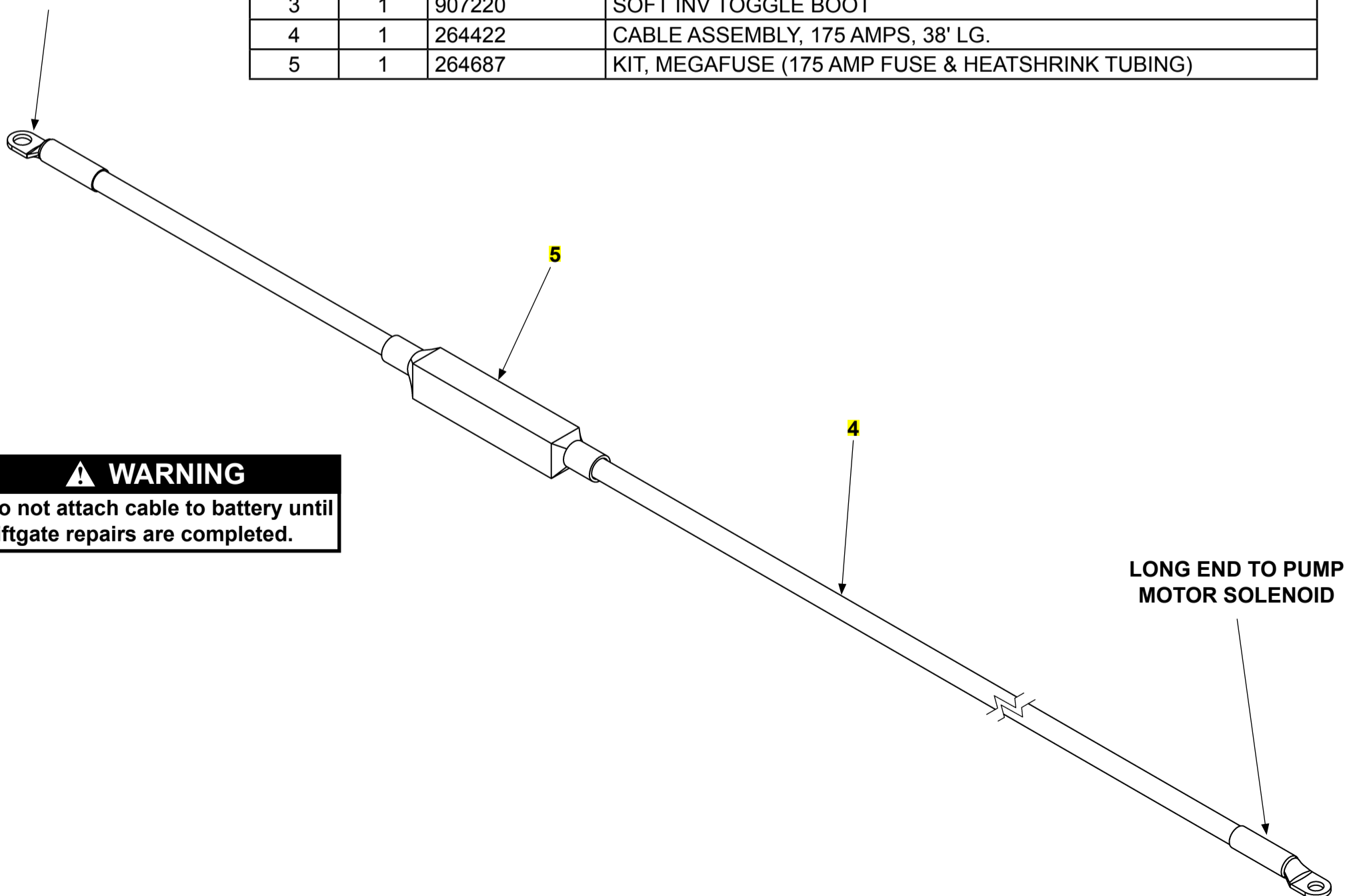
**NOTE:** Use switch to raise and lower Liftgate to make sure switch operates as shown on the decal.

**NOTE:** MAXON recommends using dielectric grease on all electrical connections.



ITEM	QTY.	PART NO.	DESCRIPTION
1	1	296855-01	TOGGLE SWITCH ASSY, 138" LG
2	2	900057-7	SCREW,SELF TAP,10-24X1-1/2PHZC
3	1	907220	SOFT INV TOGGLE BOOT
4	1	264422	CABLE ASSEMBLY, 175 AMPS, 38' LG.
5	1	264687	KIT, MEGAFUSE (175 AMP FUSE & HEATSHRINK TUBING)

SHORT END TO VEHICLE BATTERY




**⚠ WARNING**  
Do not attach cable to battery until Liftgate repairs are completed.

LONG END TO PUMP MOTOR SOLENOID

**NOTE:** Preferred decal layout is shown. Decals on the Liftgate are attached at the factory. If vehicle does not permit this layout, decals in the manual and decal kit must be applied so that they are easily visible when approaching vehicle to operate Liftgate. Use good common sense when locating these decals on vehicle.

**WARNING**



Never operate liftgate when walk ramp is extended.  
Always stow ramp before operating liftgate.

PIN 297297-01 E

**CAUTION**

Always stand clear of platform area.


PIN 297297-01 E

**SAFETY INSTRUCTIONS**

1. Read **WARNING** decal for the walk ramp before you set up walk ramp & stow walk ramp.
2. To set up walk ramp & stow walk ramp, refer to walk ramp manufacturer's instructions.

PIN 297297-01 G

**WARNING**



Liftgate hazards can result in crushing or falling.  
Keep hands and feet clear of pinch points.  
If riding liftgate, make sure load is stable and footing is solid.

PIN 297297-01 C

Read and understand all instructions and **WARNINGS** before use.

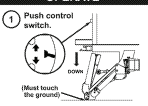
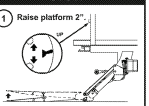
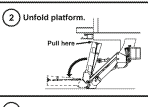
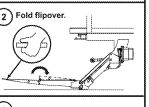
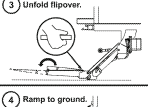
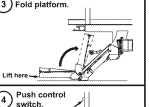
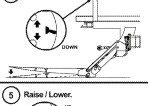
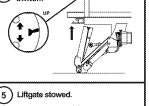
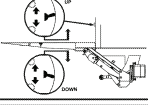
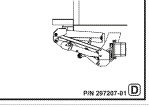
**WARNING**

Read this information carefully.

- Improper operation of this Liftgate can result in serious personal injury. If you do not have a copy of the operating instructions, please obtain them from your employer, distributor, or lessee before you attempt to operate Liftgate.
- If there are signs of improper maintenance, damage to vital parts, or slippery platform surface, do not use the Liftgate until these problems have been corrected.
- If you are using a pallet jack, be sure it can be maneuvered safely.
- Do not operate a forklift on the platform.
- Do not allow any part of your or your helper's body to be placed under, within, or around any portion of the moving Liftgate, or its mechanisms, or in a position that would trap them between the platform and the ground or truck when the Liftgate is operated.
- If a helper is riding the platform with you, make sure you are both doing so safely, and that you are not in danger of coming in contact with any moving or potentially moving obstacles.
- **USE GOOD COMMON SENSE.**
- If load appears to be unsafe, do not lift or lower it.

For a free copy of other manuals that pertain to this model Liftgate, please visit our website at [www.maxgrif.com](http://www.maxgrif.com) or call Customer Service at (800) 237-4116. PIN 297297-01 B

**OPERATING INSTRUCTIONS**

OPERATE	STOW
<p>1 Push control switch.</p>  <p style="font-size: x-small;">(Must touch the ground)</p>	<p>1 Raise platform 2".</p> 
<p>2 Unfold platform.</p>  <p style="font-size: x-small;">Pull here</p>	<p>2 Fold flipover.</p> 
<p>3 Unfold flipover.</p> 	<p>3 Fold platform.</p>  <p style="font-size: x-small;">Lift here</p>
<p>4 Ramp to ground.</p> 	<p>4 Push control switch.</p> 
<p>5 Raise / Lower.</p> 	<p>5 Liftgate stowed.</p> 

PIN 297297-01 D

**SAFETY INSTRUCTIONS**

Read all decals and operation manual before operating liftgate.

1. Do not use liftgate unless you have been properly instructed and have read, and are familiar with, the operating instructions.
2. Be certain vehicle is properly and securely braked before using the liftgate.
3. Always inspect this liftgate for maintenance or damage before using it. Do not use liftgate if it shows any sign of damage or improper maintenance.
4. Do not overload.
5. Make certain the area in which the platform will open and close is clear before opening or closing the platform.
6. Make certain platform area, including the area in which loads may fall from platform, is clear before and at all times during operation of liftgate.
7. This liftgate is intended for loading and unloading of cargo only. Do not use this liftgate for anything but its intended use.

PIN 297297-01 A

3  
(MAXGRIP DECAL, KNURLED PLATFORMS ONLY)

3  
(MAXGRIP DECAL, KNURLED PLATFORMS ONLY)

## DECALS

LAST UPDATED  
SEPT 2017 to JULY 2019

ITEM	QTY.	PART NO.	DESCRIPTION
1	1	297207-01	DECAL, SHEET, GPTWR
1A	1	297207-01	DECAL, SHEET, GPTWR
1B	1	297207-01	DECAL, SHEET, GPTWR
1C	1	297207-01	DECAL, SHEET, GPTWR
1D	1	297207-01	DECAL, SHEET, GPTWR
1E	1	297207-01	DECAL, SHEET, GPTWR
1F	1	297207-01	DECAL, SHEET, GPTWR
1G	1	297207-01	DECAL, SHEET, GPTWR
2	1	282847-02	DECAL, WARNING, STOW, TUK-A-WAY
3	2	283293-01	MAXGRIP DECAL (KNURLED PLATFORMS, ONLY)
4	2	281189-02	DECAL, WARNING, GPT P-F
5	2	281326-01	DECAL, LOADING INSTR, GPT P-F
6	1	220382	DECAL 2500# CAPACITY
		220388	DECAL 3000# CAPACITY 2X3.75
		296274-01	DECAL, 4000# CAPACITY
		296274-02	DECAL, 5000# CAPACITY