

To search for your Maxon parts in this document, press Ctrl + F for Windows or Command + F for macOS to open the Search Box.



This parts manual covers all DMD's manufactured September 2014 to July 2018. If your model is older then please contact Maxon CS at 800.227.4116 or parts@maxonlift.com.

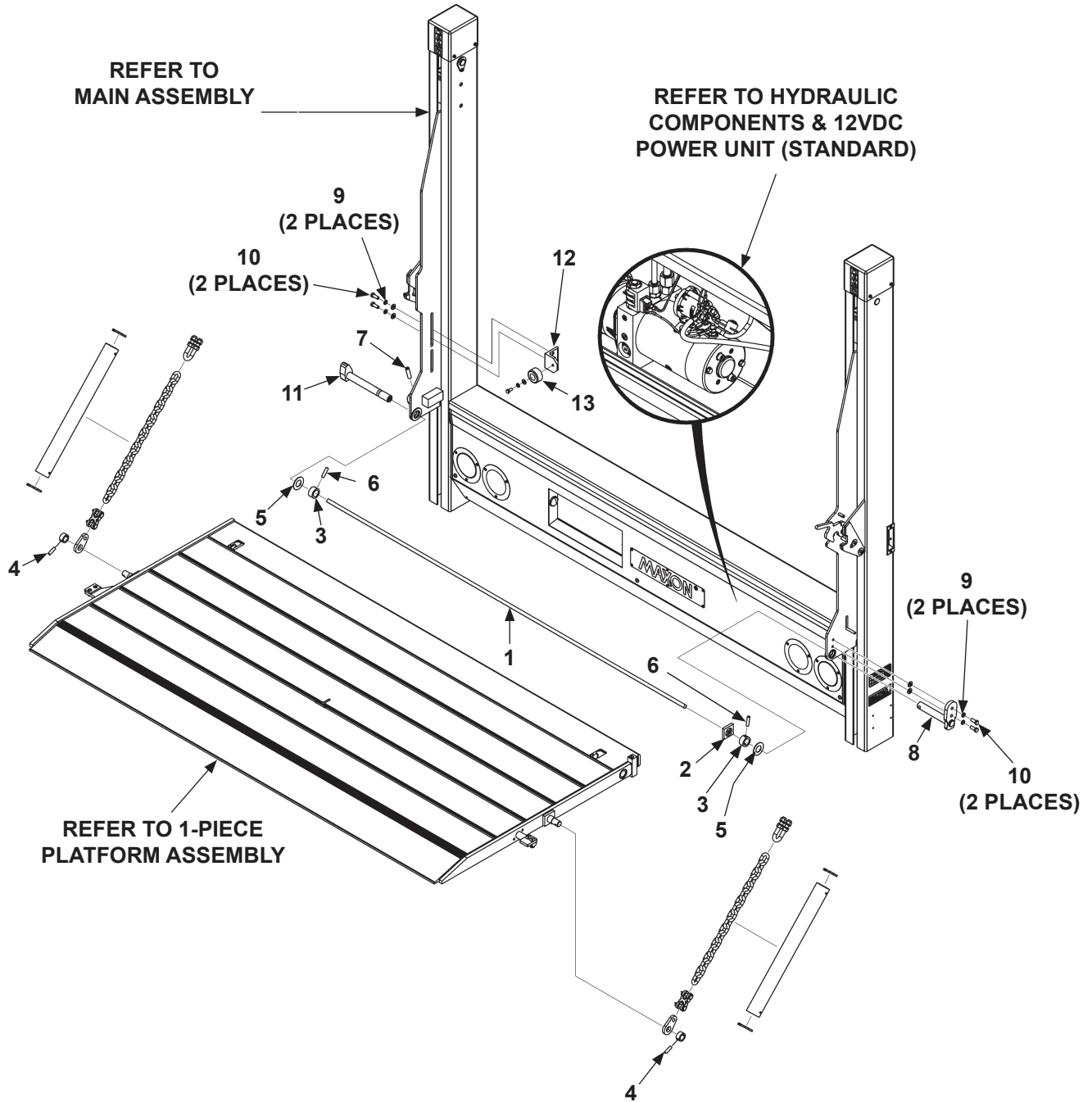
**RAILIFT™
DMD**

PARTS BREAKDOWN



FINAL ASSEMBLY (1-PIECE PLATFORM, SINGLE TORSION BAR)

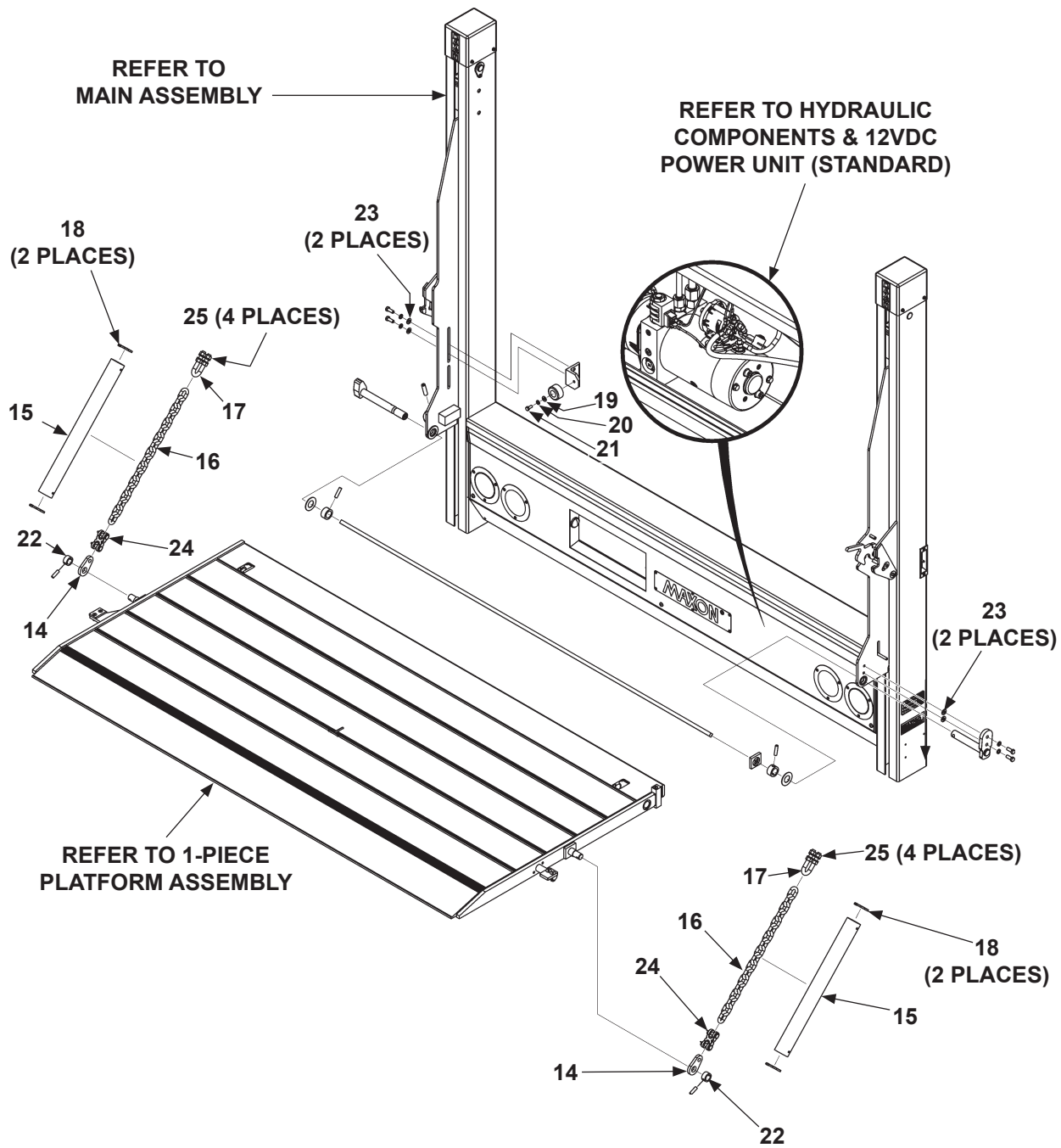
LAST UPDATED
SEPT 2014 to JUL 2018



FINAL ASSEMBLY (1-PIECE PLATFORM, SINGLE TORSION BAR)**LAST UPDATED
SEPT 2014 to JUL 2018**

| ITEM | QTY. | DESCRIPTION | PART NO. | | |
|------|------|---|-------------------|-------------------|-------------------|
| | | | 36" DEEP PLATFORM | 42" DEEP PLATFORM | 48" DEEP PLATFORM |
| 1 | 1 | TORSION BAR | 263041-09 | | |
| 2 | 1 | ANCHOR STOP WELDMENT, RH | 285252-01 | | |
| 3 | 2 | PIN COLLAR | 253630 | | |
| 4 | 2 | ROLL PIN, 3/8" X 1-1/2" LG. | 904723-04 | | |
| 5 | 2 | FIBERGLIDE THRUST BEARING, 1" I.D. | 908078-01 | | |
| 6 | 2 | ROLL PIN, 3/8" X 1-1/4" LG. | 904723-03 | | |
| 7 | 1 | HEX SET SCREW, 1/2"-20 X 2" LG. | 901209-09 | | |
| 8 | 1 | PIN, PLATFORM AND RUNNER, RH, 6-7/16" LG. | 284070-02 | | |
| 9 | 4 | NORD-LOCK WASHER, 3/8" | 903448-02 | | |
| 10 | 4 | HEX CAP SCREW, 3/8" - 16 X 1" LG. | 900764-06 | | |
| 11 | 1 | TORSION BAR PIN WELDMENT | 285992-01 | | |
| 12 | 1 | BUMPER BRACKET | 286768-01 | | |
| 13 | 1 | RUBBER BUMPER, 2" X 1" | 253516 | | |

⚠ CAUTION
MAXON recommends replacing LH & RH platform support chains as a set. Possible harm to users or bystanders and/or equipment damage could result if chains are only replaced one at a time.



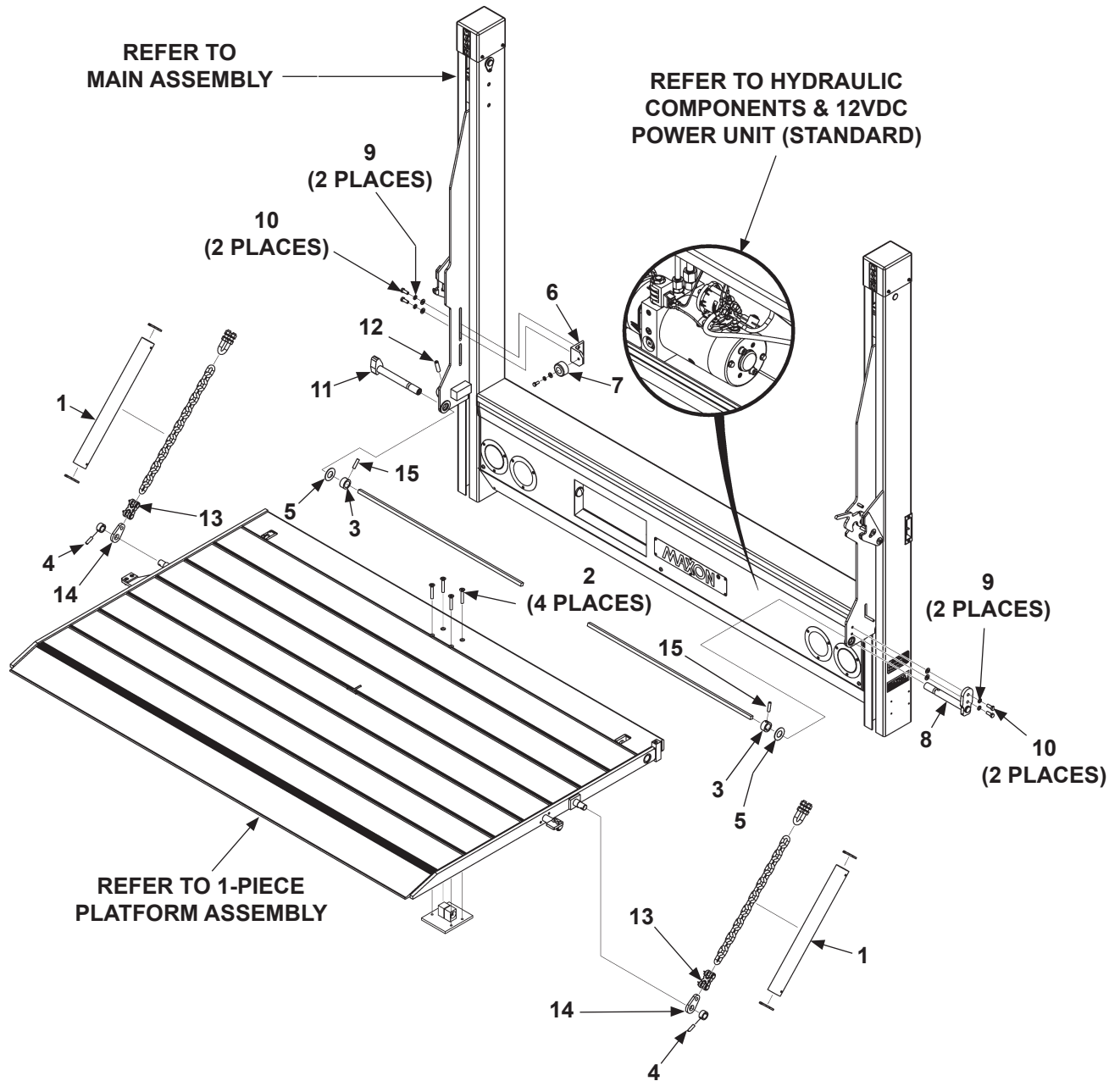
FINAL ASSEMBLY (1-PIECE PLATFORM, SINGLE TORSION BAR) - Continued

**LAST UPDATED
SEPT 2014 to JUL 2018**

| ITEM | QTY. | DESCRIPTION | PART NO. | | |
|------|------|--------------------------------------|-------------------|-------------------|-------------------|
| | | | 36" DEEP PLATFORM | 42" DEEP PLATFORM | 48" DEEP PLATFORM |
| 14 | 2 | CHAIN HOLDER BRACKET | 285990-04 | | |
| 15 | 2 | PROTECTIVE CHAIN SLEEVE, 21" LG. | 261609-16 | | |
| 16 | 2 | CHAIN (1/4") X 21-5/8" LG. | 253606-21 | | |
| 17 | 2 | U-BOLT, 1/2" O.D. | 288727-01 | | |
| 18 | 4 | PLASTIC TIE, 7" LG. | 205780 | | |
| 19 | 1 | FENDER WASHER, 5/16" X 3/4" O.D. | 903409-02 | | |
| 20 | 1 | LOCK WASHER, 9/16" O.D. X 5/16" I.D. | 902019-4 | | |
| 21 | 1 | HEX BOLT, 5/16"-18 X 3/4" LG. | 901602-04 | | |
| 22 | 2 | CHAIN HOLDER BRACKET SPACER | 283537-01 | | |
| 23 | 4 | FLAT WASHER, 3/8" X 1/32" THICK | 903447-01 | | |
| 24 | 2 | CHAIN SHACKLE | 288728-01 | | |
| 25 | 8 | LOCK WASHER, 7/8" O.D X 1/2" I.D. | 902019-7 | | |

FINAL ASSEMBLY (1-PIECE PLATFORM, DUAL TORSION BAR)

LAST UPDATED
SEPT 2014 to JUL 2018

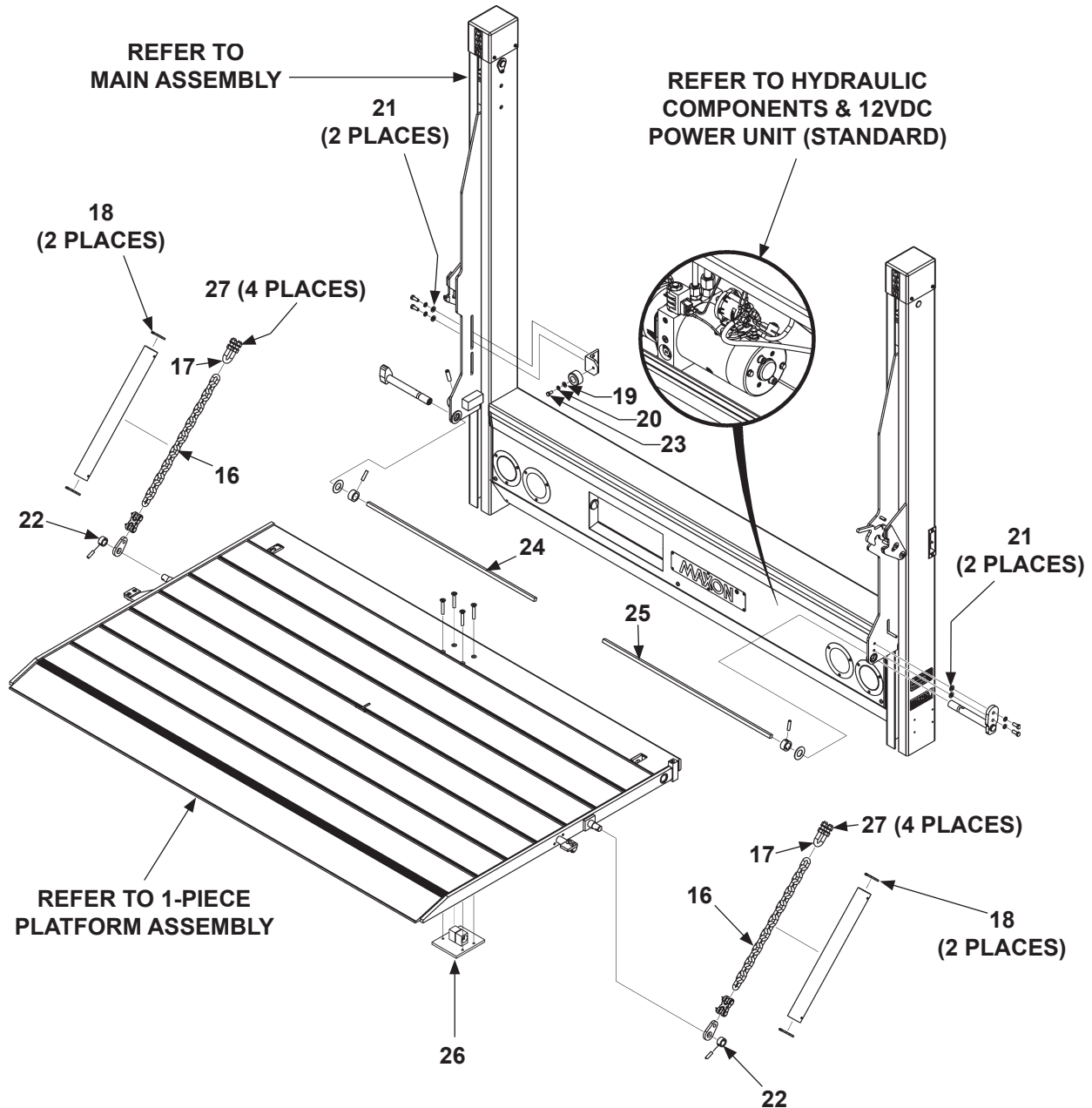


FINAL ASSEMBLY (1-PIECE PLATFORM, DUAL TORSION BAR)**LAST UPDATED
SEPT 2014 to JUL 2018**

| ITEM | QTY. | DESCRIPTION | PART NO. | |
|------|------|---|----------------------|----------------------|
| | | | 90" WIDE PLATFORM | 96" WIDE PLATFORM |
| 1 | 2 | PROTECTIVE CHAIN SLEEVE, 21" LG. | 261609-16 | |
| 2 | 4 | FLAT HEAD SOCKET SCREW, 3/8"-16 X 2-1/2" LG. | 900061-10 | |
| 3 | 2 | PIN COLLAR | 253630 | |
| 4 | 2 | ROLL PIN, 3/8" X 1-1/2" LG. | 904723-04 | |
| 5 | 2 | FIBERGLIDE THRUST BEARING, 1" I.D. | 908078-01 | |
| 6 | 1 | BUMPER BRACKET | 286768-01 | |
| 7 | 1 | RUBBER BUMPER, 2" X 1" | 253516 | |
| 8 | 1 | PIN, PLATFORM AND RUNNER, RH, 6-7/16" LG. | 284070-03 | |
| 9 | 4 | NORD-LOCK WASHER, 3/8" | 903448-02 | |
| 10 | 4 | HEX CAP SCREW, 3/8"-16 X 1" LG. | 900764-06 | |
| 11 | 1 | TORSION BAR PIN WELDMENT | 285992-04 | |
| 12 | 1 | HEX SET SCREW, 1/2"-20 X 2" LG. | 901209-09 | |
| 13 | 2 | CHAIN SHACKLE | 288728-01 | |
| 14 | 2 | CHAIN HOLDER BRACKET | 285990-04 | |
| 15 | 2 | ROLL PIN, 3/8" X 1-1/4" LG. | 904723-03 | |

⚠ CAUTION

MAXON recommends replacing LH & RH platform support chains as a set. Possible harm to users or bystanders and/or equipment damage could result if chains are only replaced one at a time.



FINAL ASSEMBLY (1-PIECE PLATFORM, DUAL TORSION BAR) - Continued

**LAST UPDATED
SEPT 2014 to JUL 2018**

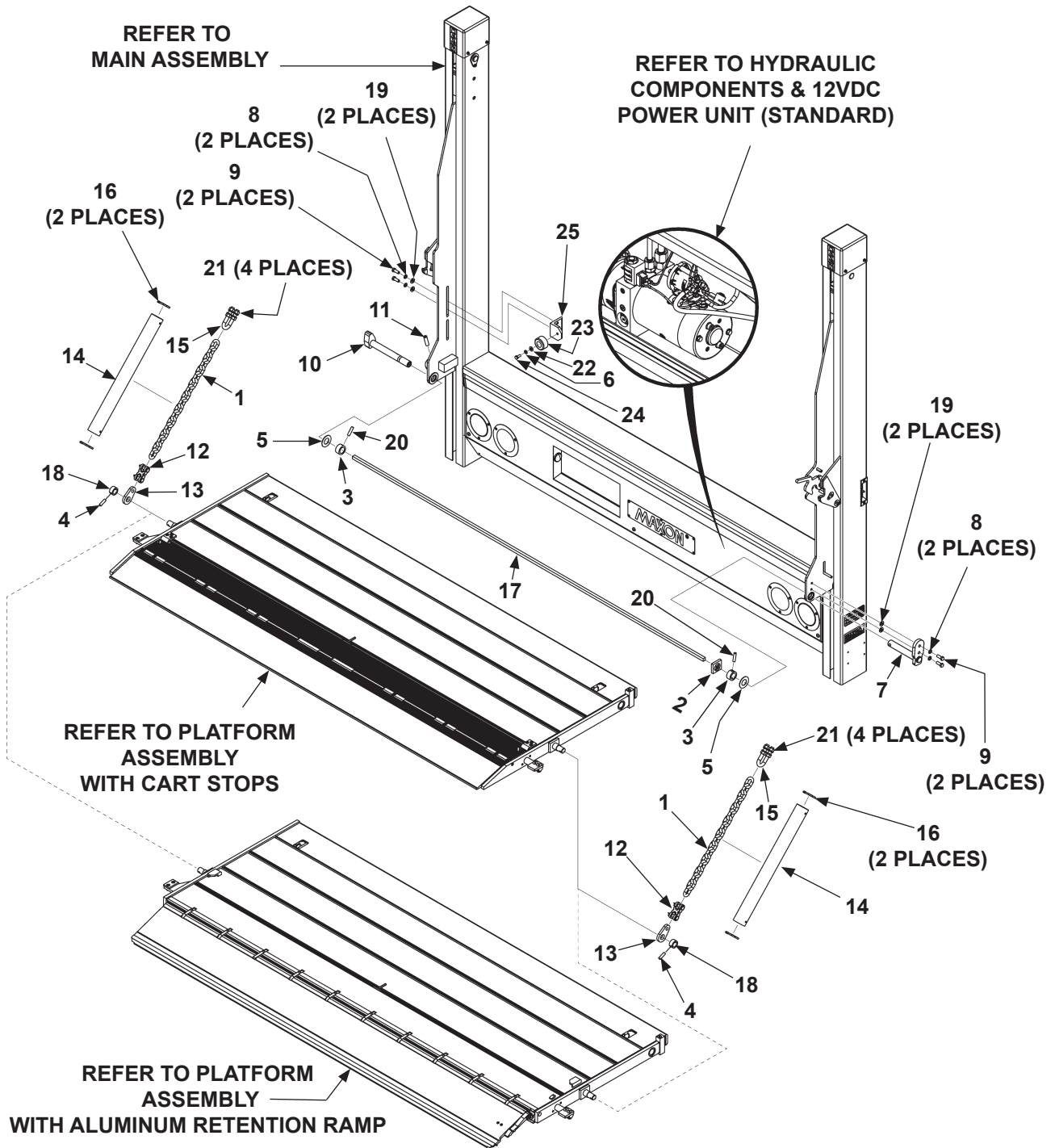
| ITEM | QTY. | DESCRIPTION | PART NO. | |
|------|------|--------------------------------------|-------------------|-------------------|
| | | | 90" WIDE PLATFORM | 96" WIDE PLATFORM |
| 16 | 2 | CHAIN (1/4") X 21-5/8" LG. | 253606-21 | |
| 17 | 2 | U-BOLT, 1/2" O.D. | 288727-01 | |
| 18 | 4 | PLASTIC TIE, 7" LG. | 205780 | |
| 19 | 1 | FENDER WASHER, 5/16" X 3/4" O.D. | 903409-02 | |
| 20 | 1 | LOCK WASHER, 9/16" O.D. X 5/16" I.D. | 902019-4 | |
| 21 | 4 | FLAT WASHER, 3/8" X 1/32" THICK | 903447-01 | |
| 22 | 2 | CHAIN HOLDER BRACKET SPACER | 283537-01 | |
| 23 | 1 | HEX BOLT, 5/16"-18 X 3/4" LG. | 901602-04 | |
| 24 | 1 | TORSION BAR, LH | 263041-13 | 263041-12 |
| 25 | 1 | TORSION BAR, RH | 263041-14 | 263041-16 |
| 26 | 1 | TORSION BAR HOUSING WELDMENT | 285799-01 | |
| 27 | 8 | LOCK WASHER, 7/8" O.D X 1/2" I.D. | 902019-7 | |

FINAL ASSEMBLY (1-PIECE PLATFORM WITH CART STOPS OR ALUMINUM RETENTION RAMP, SINGLE TORSION BAR)

**LAST UPDATED
SEPT 2014 to JUL 2018**

⚠ CAUTION

MAXON recommends replacing LH & RH platform support chains as a set. Possible harm to users or bystanders and/or equipment damage could result if chains are only replaced one at a time.



**FINAL ASSEMBLY (1-PIECE PLATFORM WITH CART STOPS OR ALUMINUM
RETENTION RAMP, SINGLE TORSION BAR)**

**LAST UPDATED
SEPT 2014 to JUL 2018**

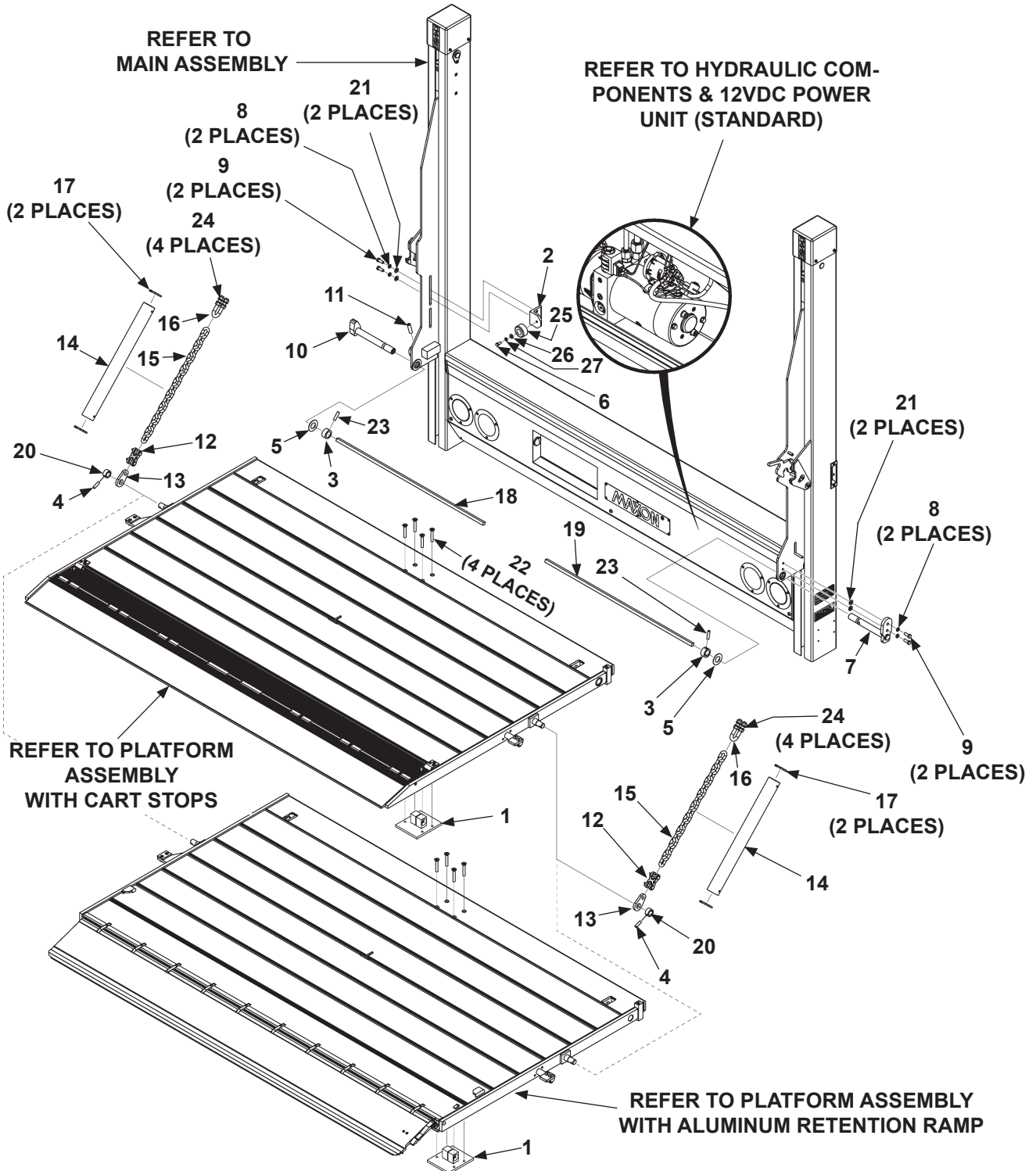
| ITEM | QTY. | DESCRIPTION | PART NO. | | |
|------|------|--|----------------------|----------------------|----------------------|
| | | | 36" DEEP PLATFORM | 42" DEEP PLATFORM | 48" DEEP PLATFORM |
| 1 | 2 | CHAIN (1/4") X 21-5/8" LG. | 253606-21 | | |
| 2 | 1 | ANCHOR STOP WELDMENT, RH | 285252-01 | | |
| 3 | 2 | PIN COLLAR | 253630 | | |
| 4 | 2 | ROLL PIN, 3/8" X 1-1/2" LG. | 904723-04 | | |
| 5 | 2 | FIBERGLIDE THRUST BEARING, 1" I.D. | 908078-01 | | |
| 6 | 1 | LOCK WASHER, 9/16" O.D. X 5/16" I.D | 902019-4 | | |
| 7 | 1 | PIN, PLATFORM AND RUNNER, RH, 6-7/16" LG. | 284070-02 | | |
| 8 | 4 | NORD-LOCK WASHER, 3/8" | 903448-02 | | |
| 9 | 4 | HEX CAP SCREW, 3/8"-16 X 1" LG. | 900764-06 | | |
| 10 | 1 | TORSION BAR PIN WELDMENT | 285992-01 | | |
| 11 | 1 | HEX SET SCREW, 1/2"-20 X 2" LG. | 901209-09 | | |
| 12 | 2 | CHAIN SHACKLE | 288728-01 | | |
| 13 | 2 | CHAIN HOLDER BRACKET | 285990-04 | | |
| 14 | 2 | PROTECTIVE CHAIN SLEEVE, 21" LG. | 261609-16 | | |
| 15 | 2 | U-BOLT, 1/2" O.D. | 288727-01 | | |
| 16 | 4 | PLASTIC TIE, 7" LG. | 205780 | | |
| 17 | 1 | TORSION BAR | 263041-08 | | |
| 18 | 2 | CHAIN HOLDER BRACKET SPACER | 283537-01 | | |
| 19 | 4 | FLAT WASHER, 3/8" X 1/32" THICK | 903447-01 | | |
| 20 | 2 | ROLL PIN, 3/8" X 1-1/4" LG. | 904723-03 | | |
| 21 | 8 | LOCK WASHER, 7/8" O.D. X 1/2" I.D. | 902019-7 | | |
| 22 | 1 | FENDER WASHER, 5/16" X 3/4" O.D. | 903409-02 | | |
| 23 | 1 | RUBBER BUMPER, 2" X 1" | 253516 | | |
| 24 | 1 | HEX BOLT, 5/16"-18 X 3/4" LG. | 901602-04 | | |
| 25 | 1 | BUMPER BRACKET | 286768-01 | | |

FINAL ASSEMBLY (1-PIECE PLATFORM WITH CART STOPS OR ALUMINUM RETENTION RAMP, DUAL TORSION BAR)

**LAST UPDATED
SEPT 2014 to JUL 2018**

⚠ CAUTION

MAXON recommends replacing LH & RH platform support chains as a set. Possible harm to users or bystanders and/or equipment damage could result if chains are only replaced one at a time.



**FINAL ASSEMBLY (1-PIECE PLATFORM WITH CART STOPS OR ALUMINUM
RETENTION RAMP, DUAL TORSION BAR)**

**LAST UPDATED
SEPT 2014 to JUL 2018**

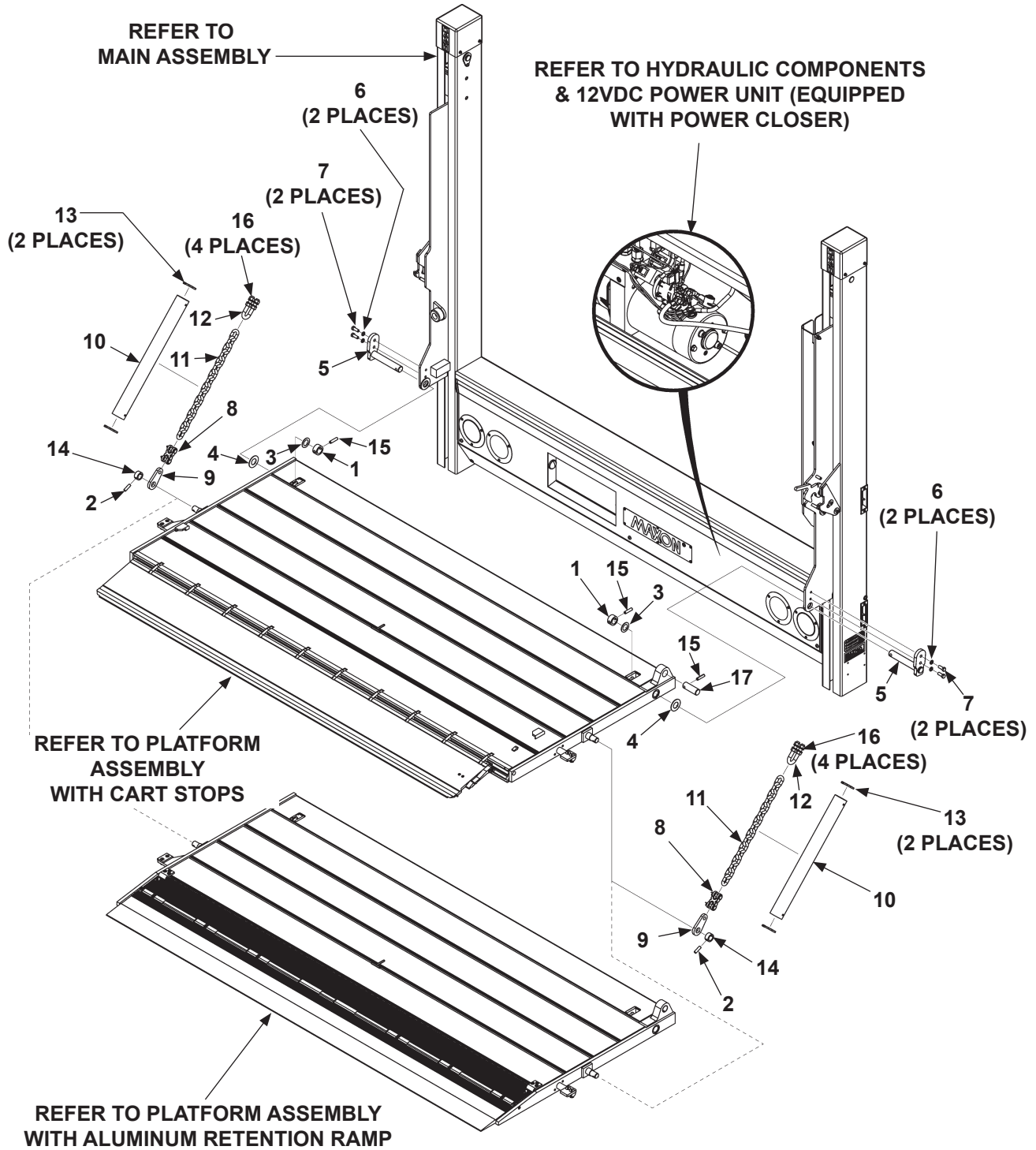
| ITEM | QTY. | DESCRIPTION | PART NO. | |
|------|------|--|----------------------|----------------------|
| | | | 90" WIDE PLATFORM | 96" WIDE PLATFORM |
| 1 | 1 | TORSION BAR HOUSING WELDMENT | 285799-01 | |
| 2 | 1 | BUMPER BRACKET | 286768-01 | |
| 3 | 2 | PIN COLLAR | 253630 | |
| 4 | 2 | ROLL PIN, 3/8" X 1-1/2" LG. | 904723-04 | |
| 5 | 2 | FIBERGLIDE THRUST BEARING, 1" I.D. | 908078-01 | |
| 6 | 1 | HEX BOLT, 5/16"-18 X 3/4" LG. | 901602-04 | |
| 7 | 1 | PIN, PLATFORM AND RUNNER, RH | 284070-04 | 284070-03 |
| 8 | 4 | NORD-LOCK WASHER, 3/8" | 903448-02 | |
| 9 | 4 | HEX CAP SCREW, 3/8"-16 X 1" LG. | 900764-06 | |
| 10 | 1 | TORSION BAR PIN WELDMENT 40° | 285992-04 | |
| 11 | 1 | HEX SET SCREW, 1/2"-20 X 2" LG. | 901209-09 | |
| 12 | 2 | CHAIN SHACKLE | 288728-01 | |
| 13 | 2 | CHAIN HOLDER BRACKET | 285990-01 | |
| 14 | 2 | PROTECTIVE CHAIN SLEEVE, 21" LG. | 261609-16 | |
| 15 | 2 | CHAIN (1/4") X 20" LG. | 283209-02 | |
| 16 | 2 | U-BOLT, 3/8"-16 X 3-3/8" LG. | 283721-01 | |
| 17 | 4 | PLASTIC TIE, 7" LG. | 205780 | |
| 18 | 1 | TORSION BAR, LH | 263041-11 | 263041-12 |
| 19 | 1 | TORSION BAR, RH | 263041-11 | 263041-16 |
| 20 | 2 | CHAIN HOLDER BRACKET SPACER | 283537-01 | |
| 21 | 4 | FLAT WASHER, 3/8" x 1/32" THICK | 903447-01 | |
| 22 | 4 | FLAT HEAD SOCKET SCREW, 3/8"-16 X 2-1/2" LG. | 900061-10 | |
| 23 | 2 | ROLL PIN, 3/8" X 1-1/4" LG. | 904723-03 | |
| 24 | 8 | LOCK WASHER, 3/8" | 902019-5 | |
| 25 | 1 | RUBBER BUMPER, 2" X 1" | 253516 | |
| 26 | 1 | FENDER WASHER, 5/16" X 3/4" O.D. | 903409-02 | |
| 27 | 1 | LOCK WASHER, 9/16" O.D. X 5/16" I.D | 902019-4 | |

FINAL ASSEMBLY (1-PIECE PLATFORM WITH CART STOPS OR ALUMINUM RETENTION RAMP, EQUIPPED WITH POWER CLOSER)

**LAST UPDATED
SEPT 2014 to JUL 2018**

⚠ CAUTION

MAXON recommends replacing LH & RH platform support chains as a set. Possible harm to users or bystanders and/or equipment damage could result if chains are only replaced one at a time.



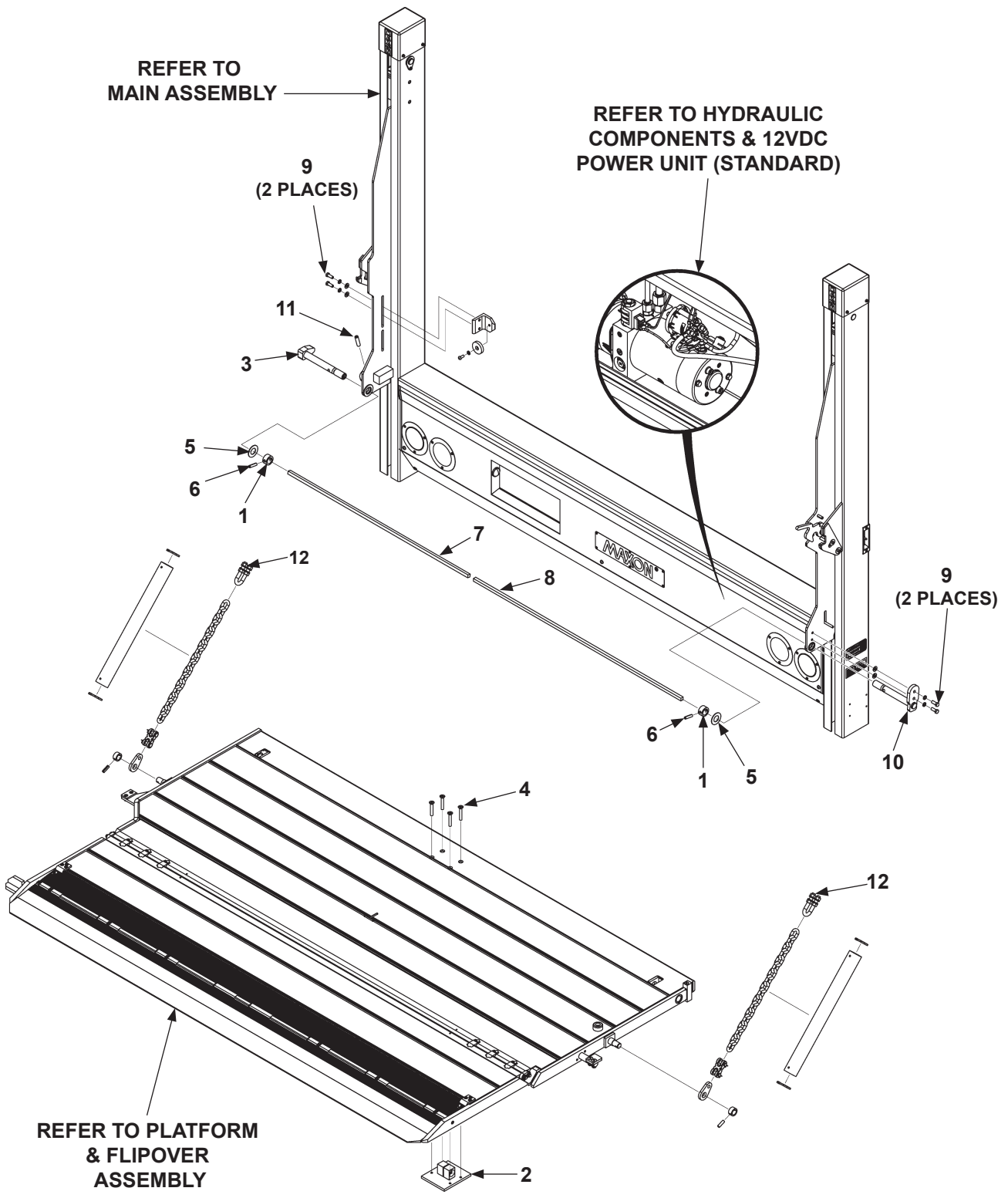
**FINAL ASSEMBLY (1-PIECE PLATFORM WITH CART STOPS OR
ALUMINUM RETENTION RAMP, EQUIPPED WITH POWER CLOSER)**

**LAST UPDATED
SEPT 2014 to JUL 2018**

| ITEM | QTY. | DESCRIPTION | PART NO. | |
|------|------|------------------------------------|----------------------|----------------------|
| | | | 90" WIDE PLATFORM | 96" WIDE PLATFORM |
| 1 | 2 | PIN COLLAR | 253630 | |
| 2 | 2 | ROLL PIN, 3/8" X 1-1/4" LG. | 904723-03 | |
| 3 | 2 | FLAT WASHER, 1", 3/32" THICK | 902000-25 | |
| 4 | 2 | FIBERGLIDE THRUST BEARING, 1" I.D. | 908078-01 | |
| 5 | 2 | PIN, PLATFORM AND RUNNER, RH | 284070-02 | |
| 6 | 4 | NORD-LOCK WASHER, 3/8" | 903448-02 | |
| 7 | 4 | HEX CAP SCREW, 3/8"-16 X 1" LG. | 900764-06 | |
| 8 | 2 | CHAIN SHACKLE | 288728-01 | |
| 9 | 2 | CHAIN HOLDER BRACKET | 285990-01 | |
| 10 | 2 | PROTECTIVE CHAIN SLEEVE, 21" LG. | 261609-15 | |
| 11 | 2 | CHAIN, 33-1/2" LG. | 253606-31 | |
| 12 | 2 | U-BOLT, 1/2" O.D. | 288727-01 | |
| 13 | 4 | PLASTIC TIE, 7" LG. | 205780 | |
| 14 | 2 | CHAIN HOLDER BRACKET SPACER | 283537-01 | |
| 15 | 3 | ROLL PIN, 3/8" X 1-1/2" LG. | 904723-04 | |
| 16 | 8 | LOCK WASHER, 7/8" O.D. X 1/2" I.D. | 902019-7 | |
| 17 | 1 | PIN, 1" DIA. X 2-7/8" LG. | 283204-04 | |

FINAL ASSEMBLY (2-PIECE PLATFORM)

LAST UPDATED
SEPT 2014 to JUL 2018



FINAL ASSEMBLY (2-PIECE PLATFORM)

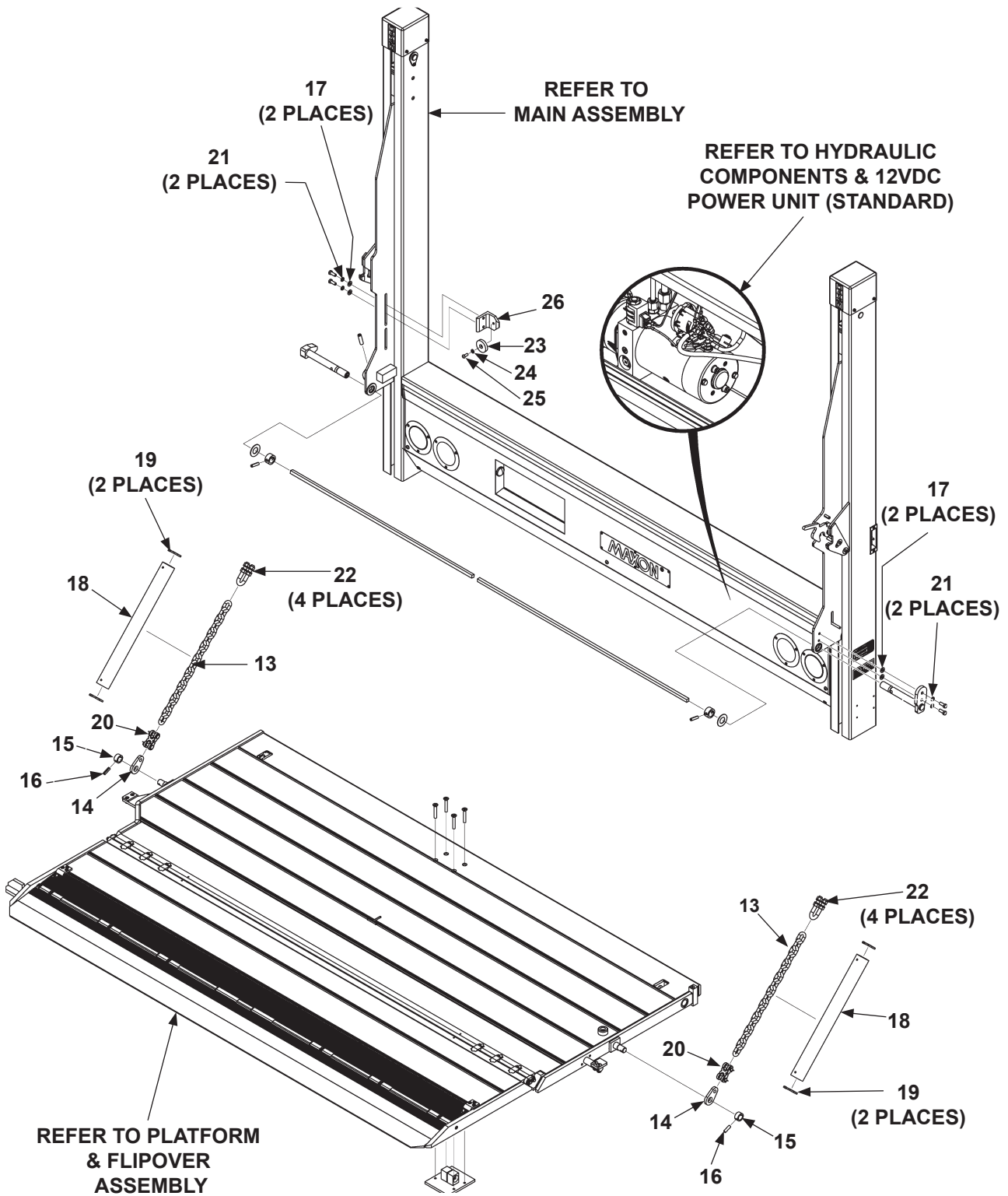
LAST UPDATED
SEPT 2014 to JUL 2018

| ITEM | QTY. | DESCRIPTION | PART NO. | | | |
|------|------|--|--------------|--------------|--------------|--------------|
| | | | 48" DEEP* | 54" DEEP* | 60" DEEP* | 72" DEEP* |
| 1 | 2 | PIN COLLAR | 253630 | | | |
| 2 | 1 | TORSION BAR HOUSING WELDMENT | 285799-01 | | | |
| 3 | 1 | TORSION BAR PIN WELDMENT 40° | 285992-04 | | | |
| 4 | 4 | FLAT HEAD SCREW, 3/8"-16 X 2-1/2" LG. | 900061-10 | | | |
| 5 | 2 | FIBERGLIDE THRUST BEARING, 1" I.D. | 908078-01 | | | |
| 6 | 2 | ROLL PIN, 3/8" X 1-1/2" LG. | 904723-04 | | | |
| 7 | 1 | TORSION BAR, LH (86" WIDE PLATFORM ASSEMBLY) | 263041-12 | 263041-11 | 263041-11 | 263041-13 |
| | | TORSION BAR, LH (92" WIDE PLATFORM ASSEMBLY) | 263041-12 | 263041-11 | 263041-12 | 263041-12 |
| 8 | 1 | TORSION BAR, RH (86" WIDE PLATFORM ASSEMBLY) | 263041-15 | 263041-11 | 263041-11 | 263041-14 |
| | | TORSION BAR, RH (92" WIDE PLATFORM ASSEMBLY) | 263041-16 | 263041-17 | 263041-16 | 263041-17 |
| 9 | 4 | HEX CAP SCREW, 3/8"-16 X 1" | 900764-06 | | | |
| 10 | 1 | PIN, PLATFORM AND RUNNER, RH (80" WIDE PLATFORM ASSEMBLY) | 284070-03 | | | |
| | | PIN, PLATFORM AND RUNNER, RH (86" WIDE PLATFORM ASSEMBLY) | 284070-03 | | | |
| | | PIN, PLATFORM AND RUNNER, RH (92" WIDE PLATFORM ASSEMBLY) | 284070-03 | 284070-03 | 284070-03 | 284070-04 |
| 11 | 1 | HEX SET SCREW, 1/2"-20 X 2" LG. | 901209-09 | | | |
| 12 | 2 | U-BOLT, 3/8"-16 X 3-3/8" LG. | 288727-01 | | | |

* PLATFORM + FLIPOVER DEPTH

⚠ CAUTION

MAXON recommends replacing LH & RH platform support chains as a set. Possible harm to users or bystanders and/or equipment damage could result if chains are only replaced one at a time.



FINAL ASSEMBLY (2-PIECE PLATFORM) - Continued

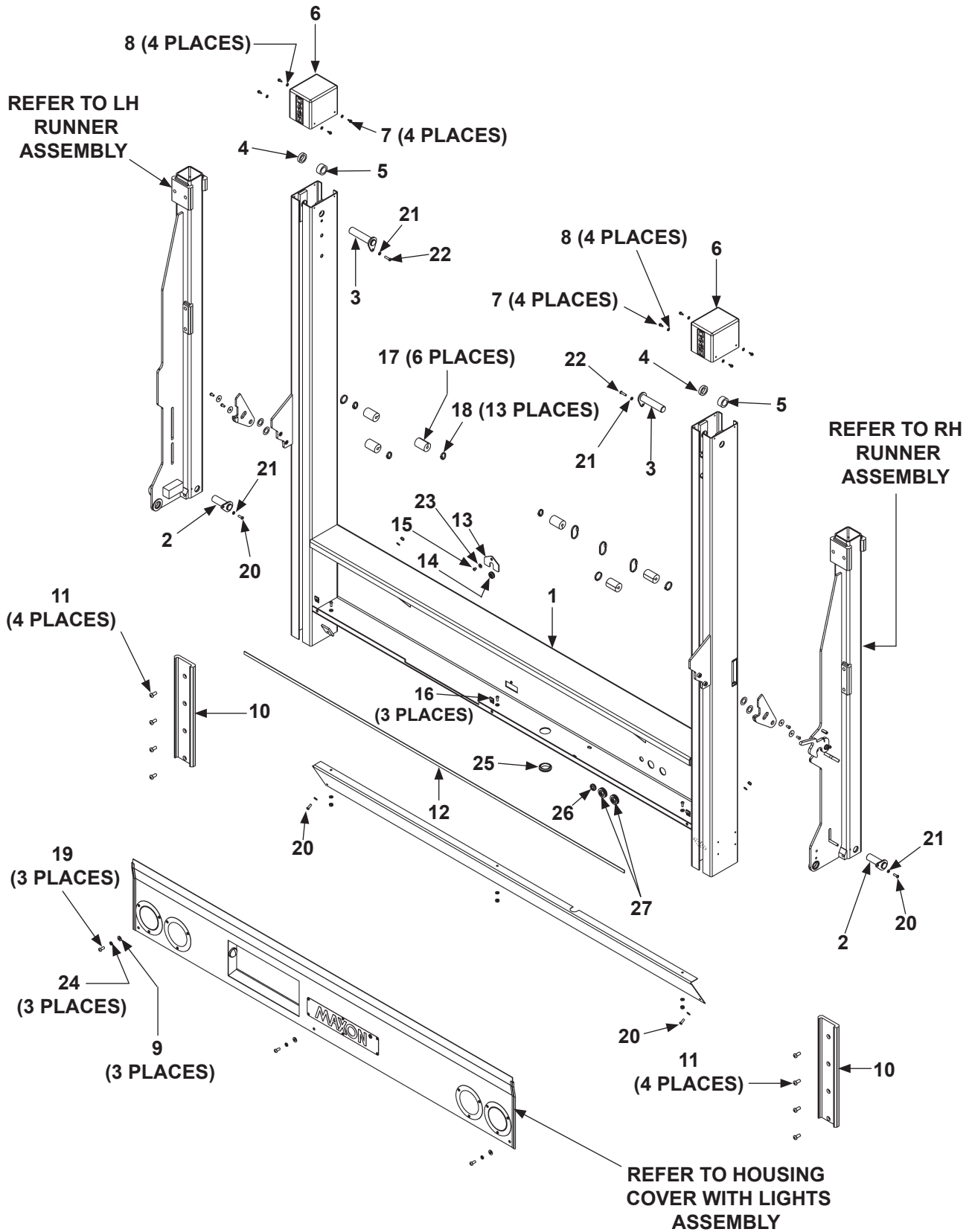
**LAST UPDATED
SEPT 2014 to JUL 2018**

| ITEM | QTY. | DESCRIPTION | PART NO. | | | |
|------|------|--------------------------------------|--------------|--------------|--------------|--------------|
| | | | 48" DEEP* | 54" DEEP* | 60" DEEP* | 72" DEEP* |
| 13 | 2 | CHAIN, 1/4" X 33-9/16" LG. | 253606-31 | | | |
| | | CHAIN, 1/4" X 21-5/8" LG. | 253606-21 | | | |
| 14 | 2 | CHAIN HOLDER BRACKET | 285990-04 | | | |
| 15 | 2 | CHAIN HOLDER BRACKET SPACER | 283537-01 | | | |
| 16 | 2 | ROLL PIN, 3/8" X 1-1/2" LG. | 904723-03 | | | |
| 17 | 4 | FLAT WASHER, 3/8" X 1/32" THICK | 903447-01 | | | |
| 18 | 2 | PROTECTIVE CHAIN SLEEVE, 21" LG. | 261609-16 | | | |
| | | PROTECTIVE CHAIN SLEEVE, 34" LG. | 261609-15 | | | |
| 19 | 4 | PLASTIC TIE, 7" LG. | 205780 | | | |
| 20 | 2 | CHAIN SHACKLE | 288728-01 | | | |
| 21 | 4 | NORD-LOCK WASHER, 3/8" | 903448-02 | | | |
| 22 | 8 | LOCK WASHER, 3/8" | 902019-7 | | | |
| 23 | 1 | RUBBER BUMPER, 2" O.D. | 285409-02 | | | |
| 24 | 1 | LOCK WASHER, 9/16" O.D. X 5/16" I.D. | 902019-4 | | | |
| 25 | 1 | HEX BOLT, 5/16"-18 X 3/4" LG. | 900763-04 | | | |
| 26 | 1 | BUMPER BRACKET | 286768-01 | | | |

* PLATFORM + FLIPOVER DEPTH

MAIN ASSEMBLY

LAST UPDATED
SEPT 2014 to JUL 2018



MAIN ASSEMBLY

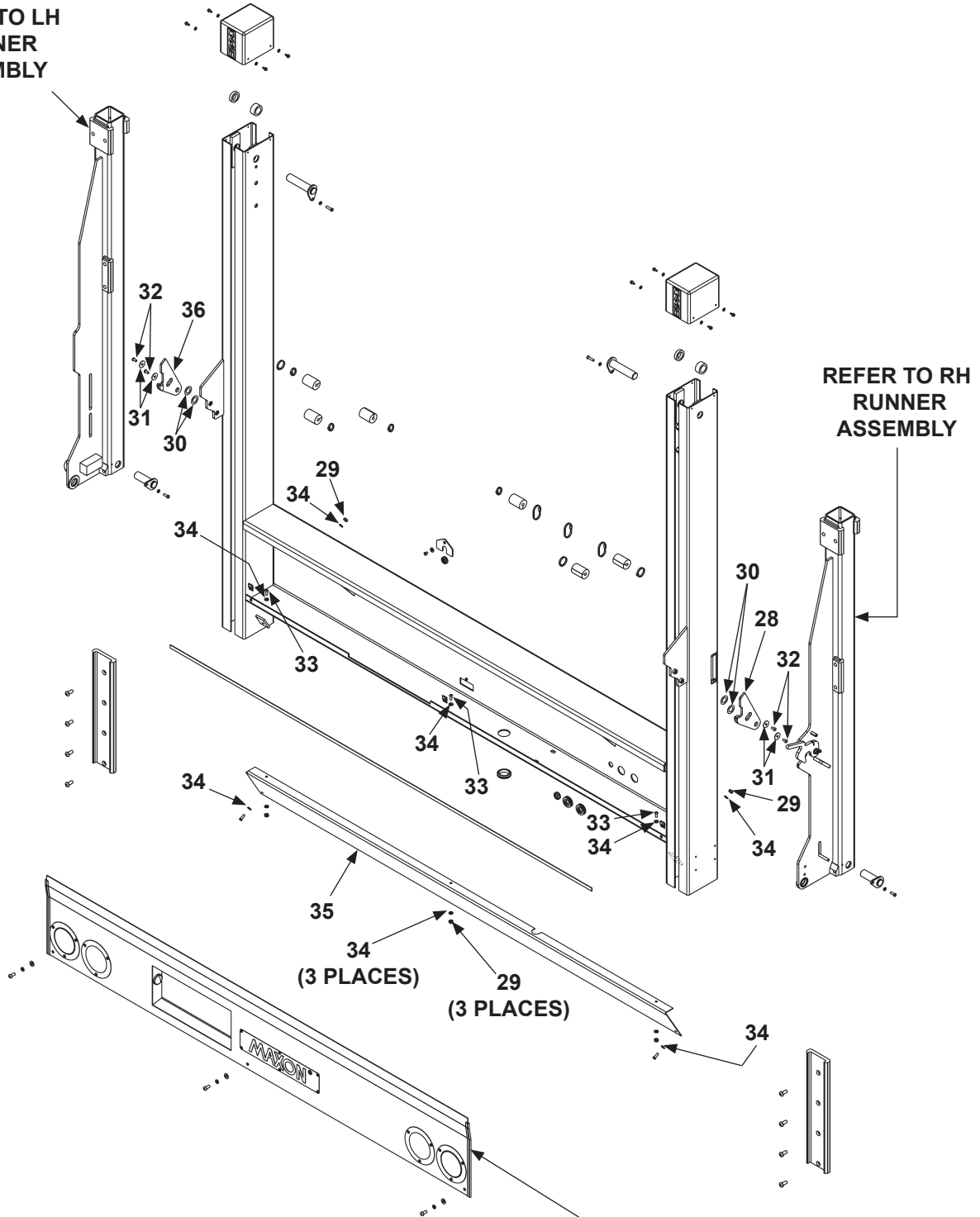
**LAST UPDATED
SEPT 2014 to JUL 2018**

| ITEM | QTY. | PART NO. | DESCRIPTION |
|------|------|-----------|--|
| 1 | 1 | 286425-05 | MAIN FRAME WELDMENT, 96" LG. |
| | | 286425-06 | MAIN FRAME WELDMENT, 102" LG. |
| 2 | 2 | 285262-01 | PIN WELDMENT, 1" DIA. X 3-3/8" LG. |
| 3 | 2 | 285262-02 | PIN WELDMENT, 1" DIA. X 4-3/4" LG. |
| 4 | 2 | 283211-01 | CYLINDER SPACER, 3/8" LG. |
| 5 | 2 | 283211-02 | CYLINDER SPACER, 3/4" LG. |
| 6 | 2 | 285268-01 | COLUMN COVER |
| 7 | 8 | 900762-02 | TAP SCREW, #10-24 X 1/2" F |
| 8 | 8 | 903444-01 | FLAT WASHER, #10 |
| 9 | 3 | 903409-02 | FENDER WASHER, 5/16" I.D. X 3/4" O.D. |
| 10 | 2 | 283194-01 | WEAR PAD, 18-1/4" LG. |
| 11 | 8 | 900769-04 | BUTTON SCREW, SOCKET, 3/8"-16 X 7/8" LG. |
| 12 | 1 | 283716-02 | RUBBER SEALING STRIP, 80-1/4" LG. |
| | | 283716-03 | RUBBER SEALING STRIP, 86-1/4" LG. |
| | | 283716-04 | RUBBER SEALING STRIP, 92-1/4" LG. |
| 13 | 1 | 286396-01 | COVER PLATE |
| 14 | 1 | 281068-02 | MODIFIED GROMMET |
| 15 | 1 | 900719-01 | BUTTON SCREW, 1/4"-20 X 5/16" LG. |
| 16 | 3 | 203877 | J-NUT, 5/16"-18 |
| 17 | 6 | 283717-01 | RUBBER TUBE ASSEMBLY, 3/8" X 2" LG. |
| 18 | 13 | 205780 | PLASTIC TIE, 7" LG. |
| 19 | 3 | 900763-04 | BUTTON SCREW, 8-32 X 3/4" LG. |
| 20 | 4 | 900719-05 | BUTTON SCREW, 1/4"-20 X 3/4" LG. |
| 21 | 4 | 903448-01 | NORD-LOCK WASHER, 1/4"/M6 |
| 22 | 2 | 900719-07 | BUTTON SCREW, 1/4"-20 X 1" LG. |
| 23 | 1 | 903409-01 | FENDER WASHER, 9/32" I.D., 5/8" O.D. |
| 24 | 3 | 902019-4 | LOCK WASHER, 5/16" |
| 25 | 1 | 269354 | GROMMET, 1-3/8" I.D. |
| 26 | 1 | 908028-01 | GROMMET, PVC, 3/4" I.D. X 1/8" |
| 27 | 2 | 266428-06 | GROMMET, 1" I.D., 9/16" HOLE |

MAIN ASSEMBLY - Continued

LAST UPDATED
SEPT 2014 to JUL 2018

REFER TO LH
RUNNER
ASSEMBLY



REFER TO RH
RUNNER
ASSEMBLY

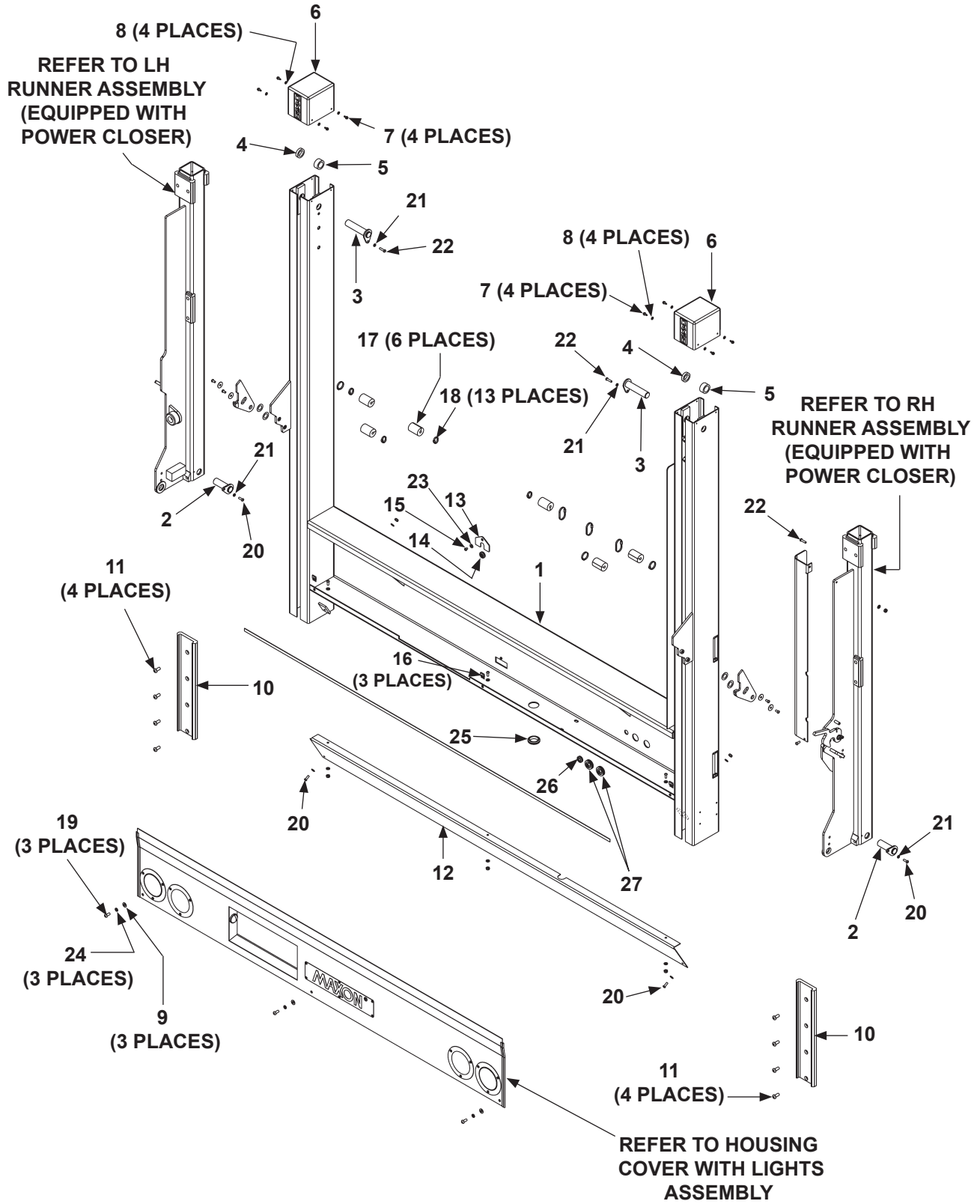
REFER TO HOUSING
COVER WITH LIGHTS
ASSEMBLY

MAIN ASSEMBLY - Continued**LAST UPDATED
SEPT 2014 to JUL 2018**

| ITEM | QTY. | PART NO. | DESCRIPTION |
|-------------|-------------|-----------------|-------------------------------------|
| 28 | 1 | 287846-02 | TRANSIT HOOK WELDMENT, RH |
| 29 | 5 | 903132-01 | LOCK NUT, 1/4"-20, THIN, NYLON |
| 30 | 4 | 261685 | WASHER, 1-1/4" X 3/4" |
| 31 | 4 | 903409-06 | FENDER WASHER, 5/16" I.D. X 1" O.D. |
| 32 | 4 | 900719-03 | BUTTON SCREW, 1/4"-20 X 1/2" LG. |
| 33 | 3 | 900719-04 | BUTTON SCREW, 1/4"-20 X 5/8" LG. |
| 34 | 10 | 903412-01 | FLAT WASHER, 1/4" |
| 35 | 1 | 286671-03 | TOE GUARD, 92-1/8" LG. |
| | | 286671-02 | TOE GUARD, 86-1/8" LG. |
| 36 | 1 | 287846-01 | TRANSIT HOOK WELDMENT, LH |

MAIN ASSEMBLY (EQUIPPED WITH POWER CLOSER)

LAST UPDATED
SEPT 2014 to JUL 2018



MAIN ASSEMBLY (EQUIPPED WITH POWER CLOSER)

LAST UPDATED
SEPT 2014 to JUL 2018

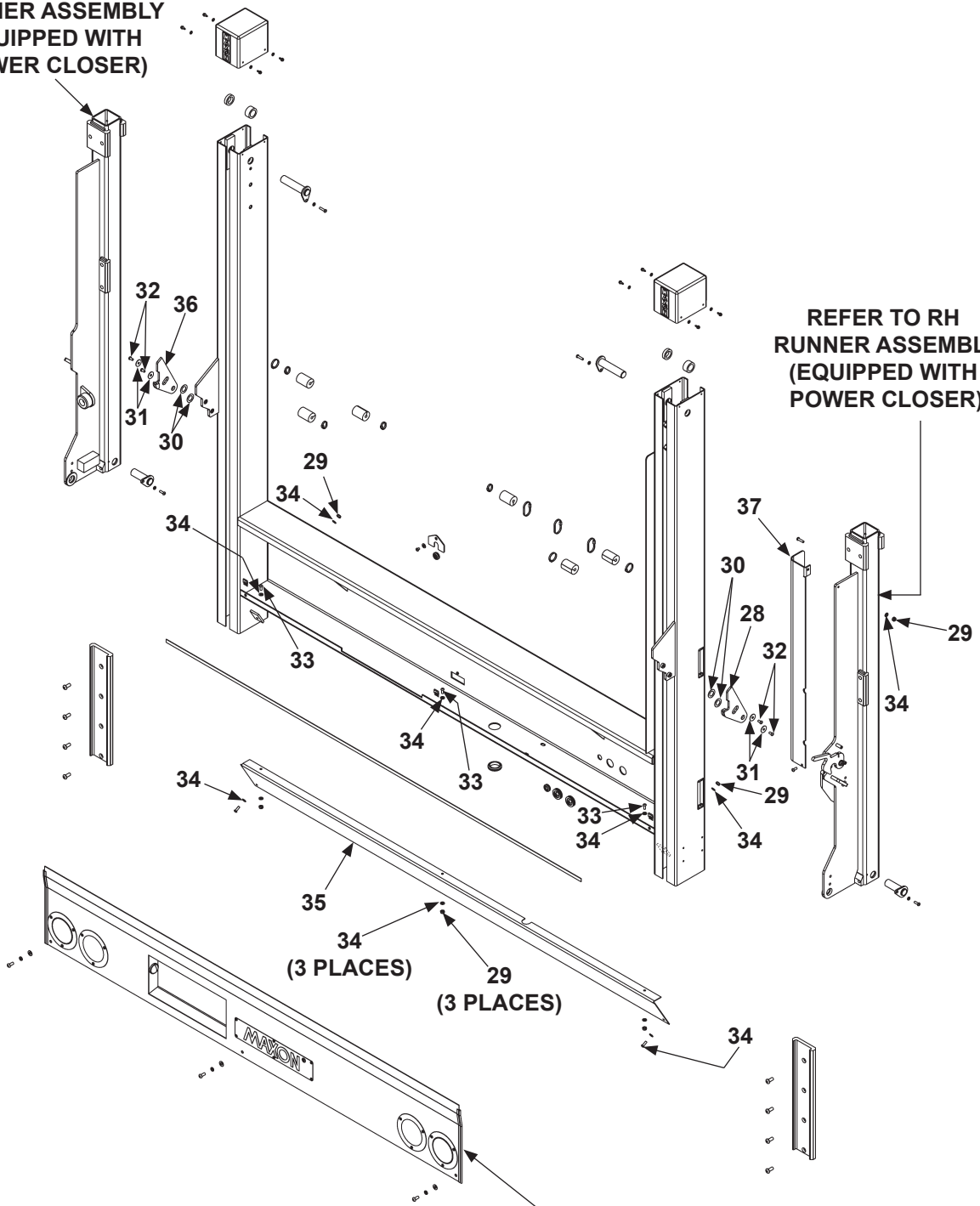
| ITEM | QTY. | PART NO. | DESCRIPTION |
|------|------|-----------|--|
| 1 | 1 | 286425-05 | MAIN FRAME WELDMENT, 96" LG. |
| | | 286425-06 | MAIN FRAME WELDMENT, 102" LG. |
| 2 | 2 | 285262-01 | PIN WELDMENT, 1" DIA. X 3-3/8" LG. |
| 3 | 2 | 285262-02 | PIN WELDMENT, 1" DIA. X 4-3/4" LG. |
| 4 | 2 | 283211-01 | CYLINDER SPACER, 3/8" LG. |
| 5 | 2 | 283211-02 | CYLINDER SPACER, 3/4" LG. |
| 6 | 2 | 285268-01 | COLUMN COVER |
| 7 | 8 | 900762-02 | TAP SCREW, #10-24 X 1/2" F |
| 8 | 8 | 903444-01 | FLAT WASHER, #10 |
| 9 | 3 | 903409-02 | FENDER WASHER, 5/16" I.D. X 3/4" O.D. |
| 10 | 2 | 283194-01 | WEAR PAD, 18-1/4" LG. |
| 11 | 8 | 900769-04 | BUTTON SCREW, SOCKET, 3/8"-16 X 7/8" LG. |
| 12 | 1 | 283716-03 | RUBBER SEALING STRIP, 86-1/4" LG. |
| | | 283716-04 | RUBBER SEALING STRIP, 92-1/4" LG. |
| 13 | 1 | 286396-01 | COVER PLATE |
| 14 | 1 | 281068-02 | MODIFIED GROMMET |
| 15 | 1 | 900719-01 | BUTTON SCREW, 1/4"-20 X 5/16" LG. |
| 16 | 3 | 203877 | J-NUT, 5/16"-18 |
| 17 | 4 | 283717-01 | RUBBER TUBE ASSEMBLY, 3/8" X 2" LG. |
| 18 | 13 | 205780 | PLASTIC TIE, 7" LG. |
| 19 | 3 | 900763-04 | BUTTON SCREW, 8-32 X 3/4" LG. |
| 20 | 5 | 900719-05 | BUTTON SCREW, 1/4"-20 X 3/4" LG. |
| 21 | 4 | 903448-01 | NORD-LOCK WASHER, 1/4"/M6 |
| 22 | 3 | 900719-07 | BUTTON SCREW, 1/4"-20 X 1" LG. |
| 23 | 1 | 903409-01 | FENDER WASHER, 9/32" I.D., 5/8" O.D. |
| 24 | 3 | 902019-4 | LOCK WASHER, 5/16" |
| 25 | 1 | 269354 | GROMMET, 1-3/8" I.D. |
| 26 | 1 | 908028-01 | GROMMET, PVC, 3/4" I.D. X 1/8" |
| 27 | 2 | 266428-06 | GROMMET, 1" I.D., 9/16" HOLE |

MAIN ASSEMBLY (EQUIPPED WITH POWER CLOSER) - Continued

LAST UPDATED
SEPT 2014 to JUL 2018

REFER TO LH
RUNNER ASSEMBLY
(EQUIPPED WITH
POWER CLOSER)

REFER TO RH
RUNNER ASSEMBLY
(EQUIPPED WITH
POWER CLOSER)



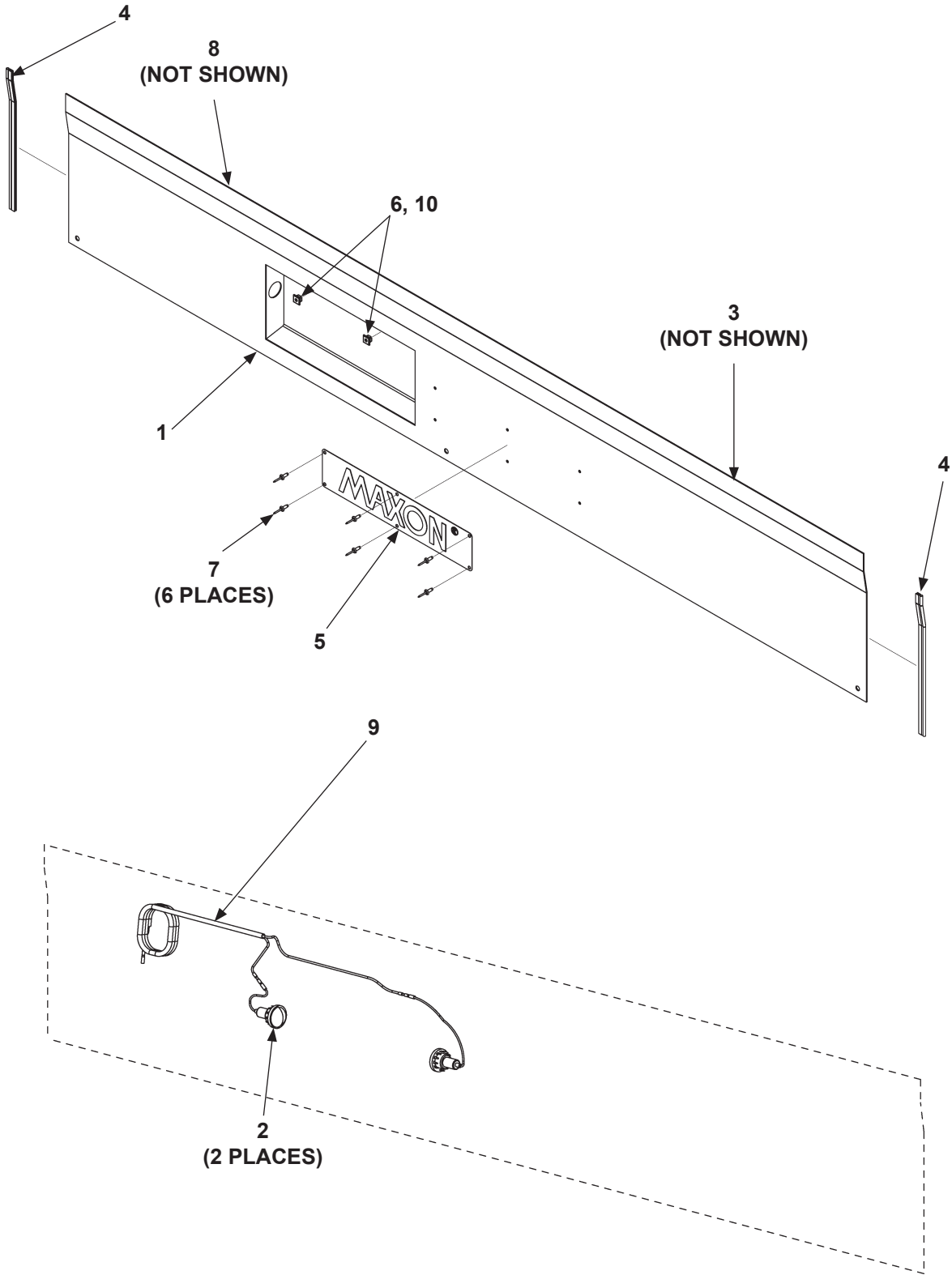
REFER TO HOUSING
COVER WITH LIGHTS
ASSEMBLY

MAIN ASSEMBLY (EQUIPPED WITH POWER CLOSER) - Continued**LAST UPDATED
SEPT 2014 to JUL 2018**

| ITEM | QTY. | PART NO. | DESCRIPTION |
|-------------|-------------|-----------------|-------------------------------------|
| 28 | 1 | 287846-02 | TRANSIT HOOK WELDMENT, RH |
| 29 | 6 | 903132-01 | LOCK NUT, 1/4"-20, THIN, NYLON |
| 30 | 4 | 261685 | WASHER, 1-1/4" X 3/4" |
| 31 | 4 | 903409-06 | FENDER WASHER, 5/16" I.D. X 1" O.D. |
| 32 | 4 | 900719-03 | BUTTON SCREW, 1/4"-20 X 1/2" LG. |
| 33 | 3 | 900719-04 | BUTTON SCREW, 1/4"-20 X 5/8" LG. |
| 34 | 12 | 903412-01 | FLAT WASHER, 1/4" |
| 35 | 1 | 286671-03 | TOE GUARD, 92-1/8" LG. |
| | | 286671-02 | TOE GUARD, 86-1/8" LG. |
| 36 | 1 | 287846-01 | TRANSIT HOOK WELDMENT, LH |
| 37 | 1 | 283187-01 | RUNNER, HOSE GUIDE |

HOUSING COVER ASSEMBLY (WITHOUT LIGHTS)

LAST UPDATED
SEPT 2014 to JUL 2018



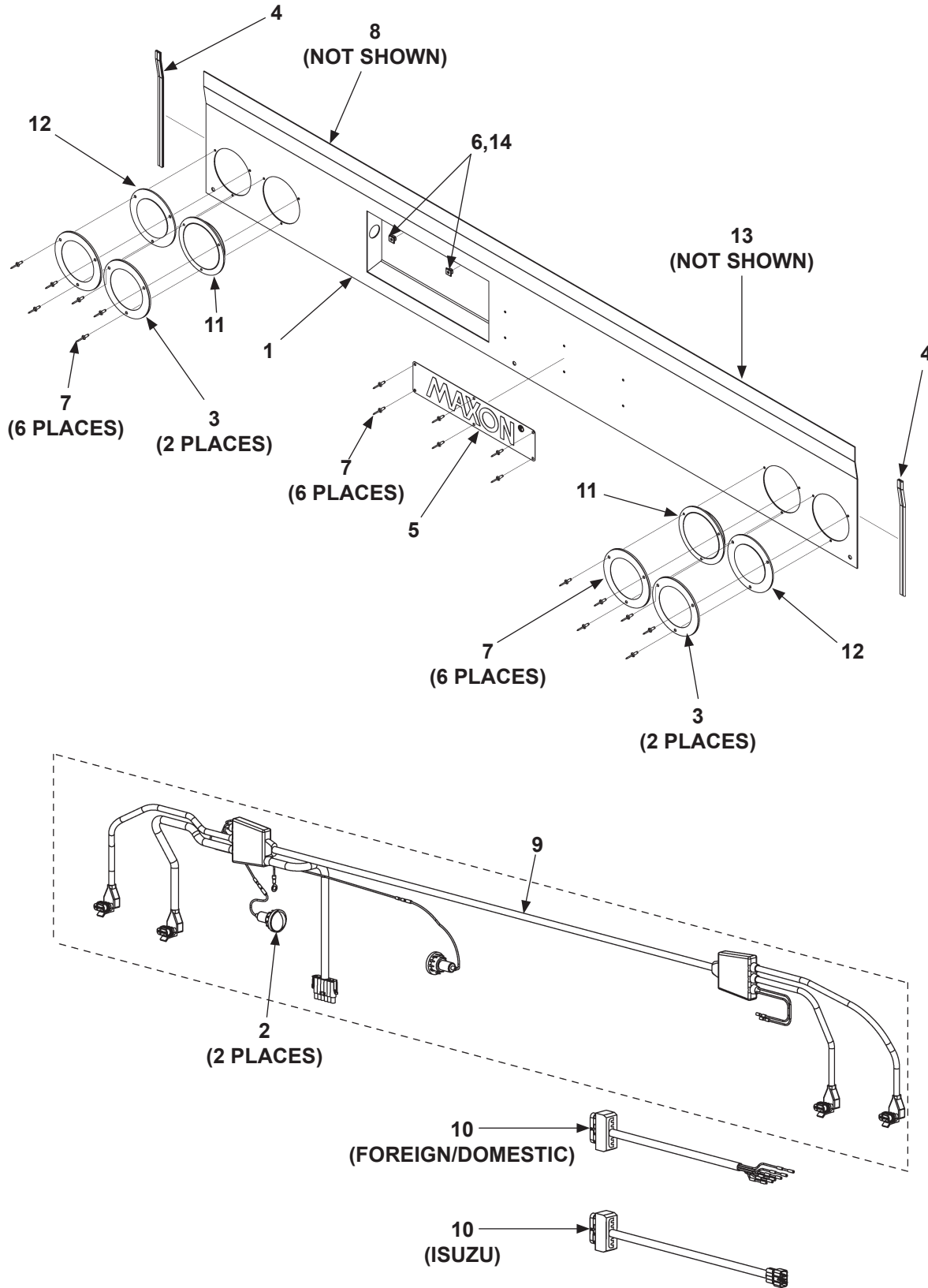
HOUSING COVER ASSEMBLY (WITHOUT LIGHTS)

LAST UPDATED
SEPT 2014 to JUL 2018

| ITEM | QTY. | PART NO. | DESCRIPTION |
|------|------|-----------|--|
| REF | 1 | 286386-02 | COVER ASSEMBLY, W/O LIGHTS, 86" LG. |
| | | 286386-03 | COVER ASSEMBLY, W/O LIGHTS, 92" LG. |
| 1 | 1 | 286385-02 | COVER WELDMENT, W/O LIGHTS, 86" LG. |
| | | 286385-03 | COVER WELDMENT, W/O LIGHTS, 92" LG. |
| 2 | 2 | 267387-01 | LICENSE PLATE LIGHT ASSEMBLY |
| 3 | 1 | 903137-01 | NYLON NUT INSERT STOP |
| 4 | 2 | 284284-02 | COVER SEAL, 12" LG. |
| 5 | 1 | 050175 | MAXON PLATE |
| 6 | 2 | 901015-03 | NYLON NUT (SQUARE HEAD) GROMMET, 1/4" |
| 7 | 6 | 207644 | RIVET, 3/16" X 7/16" |
| 8 | 3 | 205780 | PLASTIC TIE, 7" LG. |
| 9 | 1 | 285993-01 | HARNESS ASSEMBLY, LICENSE PLATE, 48" LG. |
| 10 | 2 | 030460 | SCREW, 1/4" X 3/4" |

HOUSING COVER ASSEMBLY, FOREIGN & DOMESTIC (WITH FOUR LIGHTS)

LAST UPDATED
SEPT 2014 to JUL 2018



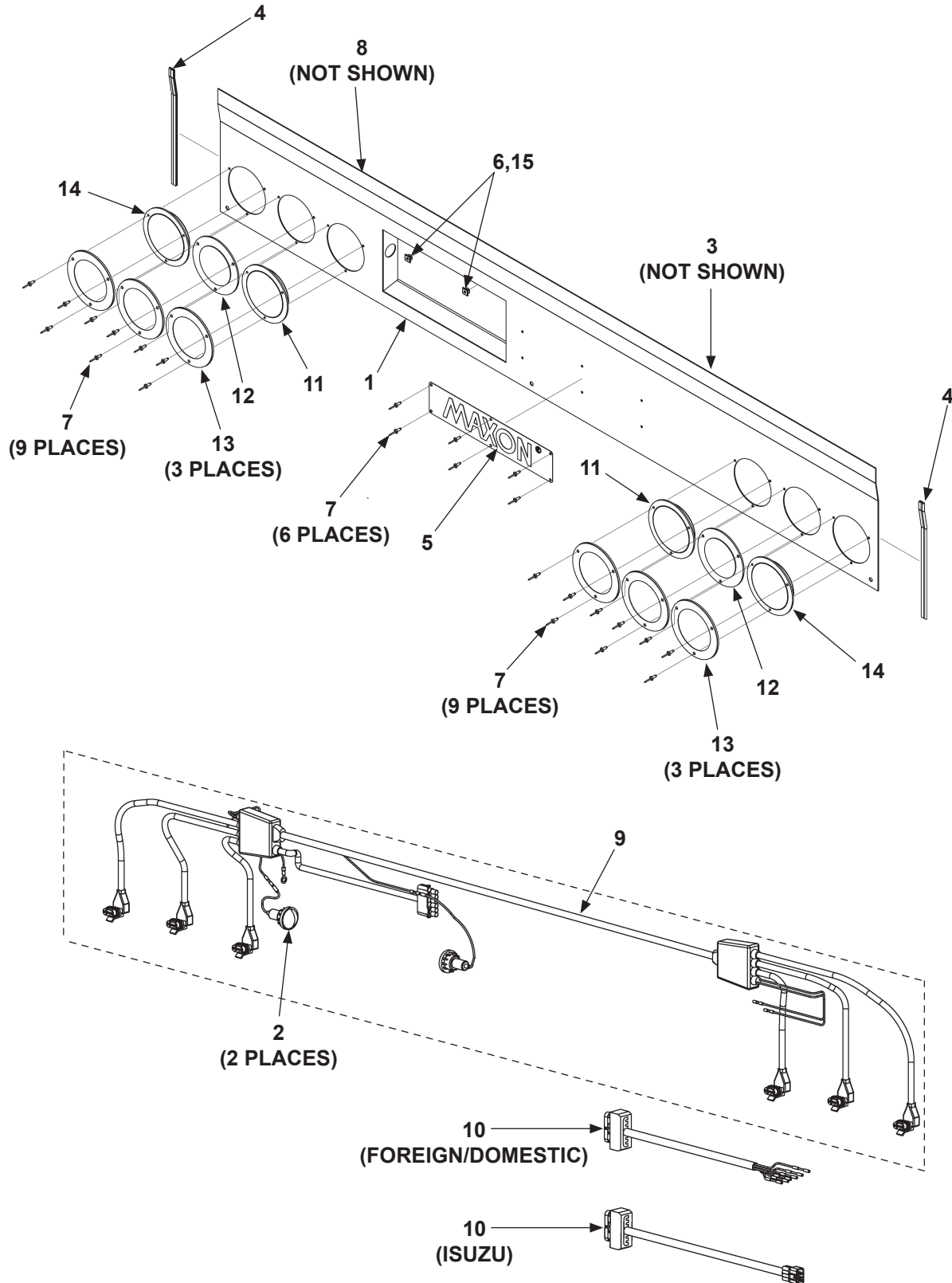
**HOUSING COVER ASSEMBLY, FOREIGN & DOMESTIC
(WITH FOUR LIGHTS)**

**LAST UPDATED
SEPT 2014 to JUL 2018**

| ITEM | QTY. | PART NO. | DESCRIPTION |
|-------------|-------------|-----------------|---|
| REF | 1 | 286386-05 | COVER ASSEMBLY, WITH 4 LIGHTS, (2 R, 2 W) 86" LG. |
| | | 286386-06 | COVER ASSEMBLY, WITH 4 LIGHTS, (2 R, 2 W) 92" LG. |
| 1 | 1 | 286385-05 | COVER WELDMENT, WITH 4 LIGHTS, (2 R, 2 W) 86" LG. |
| | | 286385-06 | COVER WELDMENT, WITH 4 LIGHTS, (2 R, 2 W) 92" LG. |
| 2 | 2 | 267387-01 | LICENSE PLATE LIGHT ASSEMBLY |
| 3 | 4 | 908091-01 | COVER, 4" ROUND LIGHTS, 3-HOLE |
| 4 | 2 | 284284-02 | COVER SEAL, 12" LG. |
| 5 | 1 | 050175 | MAXON PLATE |
| 6 | 2 | 901015-03 | NYLON NUT (SQUARE HEAD) GROMMET, 1/4" |
| 7 | 18 | 207644 | RIVET, 3/16" X 3/8" |
| 8 | 8 | 205780 | PLASTIC TIE, 7" LG. |
| 9 | 1 | 288426-01 | HARNESS ASSEMBLY, 4 LIGHTS, FOREIGN/DOMESTIC |
| 10 | 1 | 297491-01 | JUMPER, FOREIGN/DOMESTIC |
| | | 297491-02 | JUMPER, ISUZU |
| 11 | 2 | 907154-01 | BACKUP LED LIGHT MOD 44, TRUCK LIGHT |
| 12 | 2 | 906507-01 | LED LIGHT MOD 44, TRUCK LIGHT |
| 13 | 1 | 903137-01 | NYLON NUT INSERT STOP |
| 14 | 2 | 030460 | SCREW, 1/4" X 3/4" |

HOUSING COVER ASSEMBLY, FOREIGN (WITH 6 LIGHTS - RED/WHITE/YELLOW)

LAST UPDATED
SEPT 2014 to JUL 2018



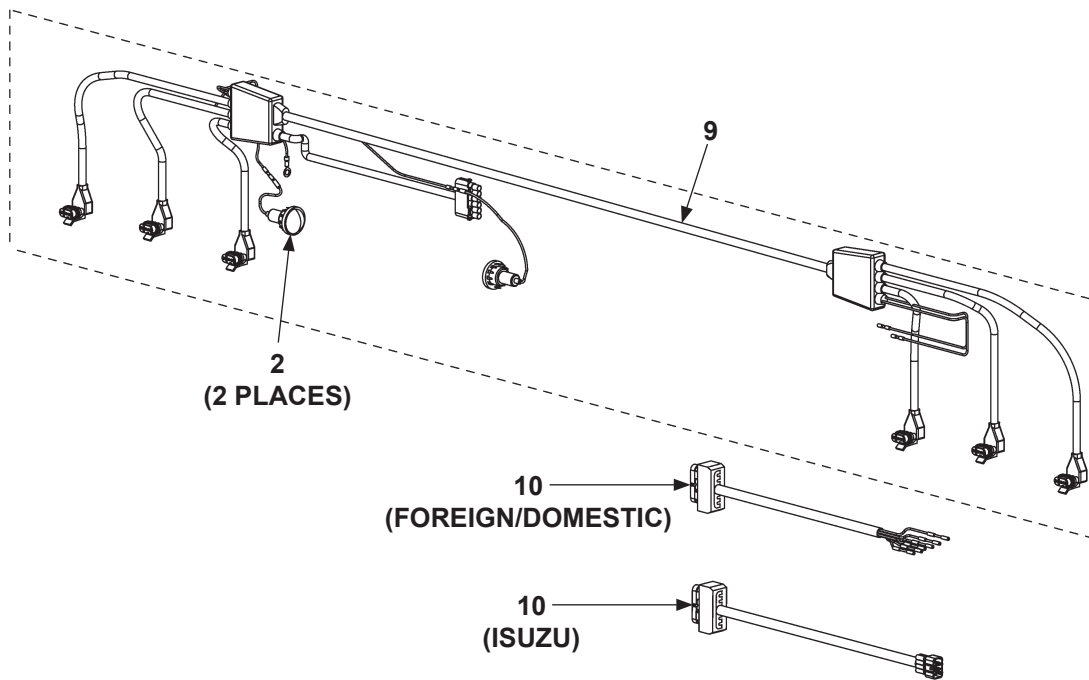
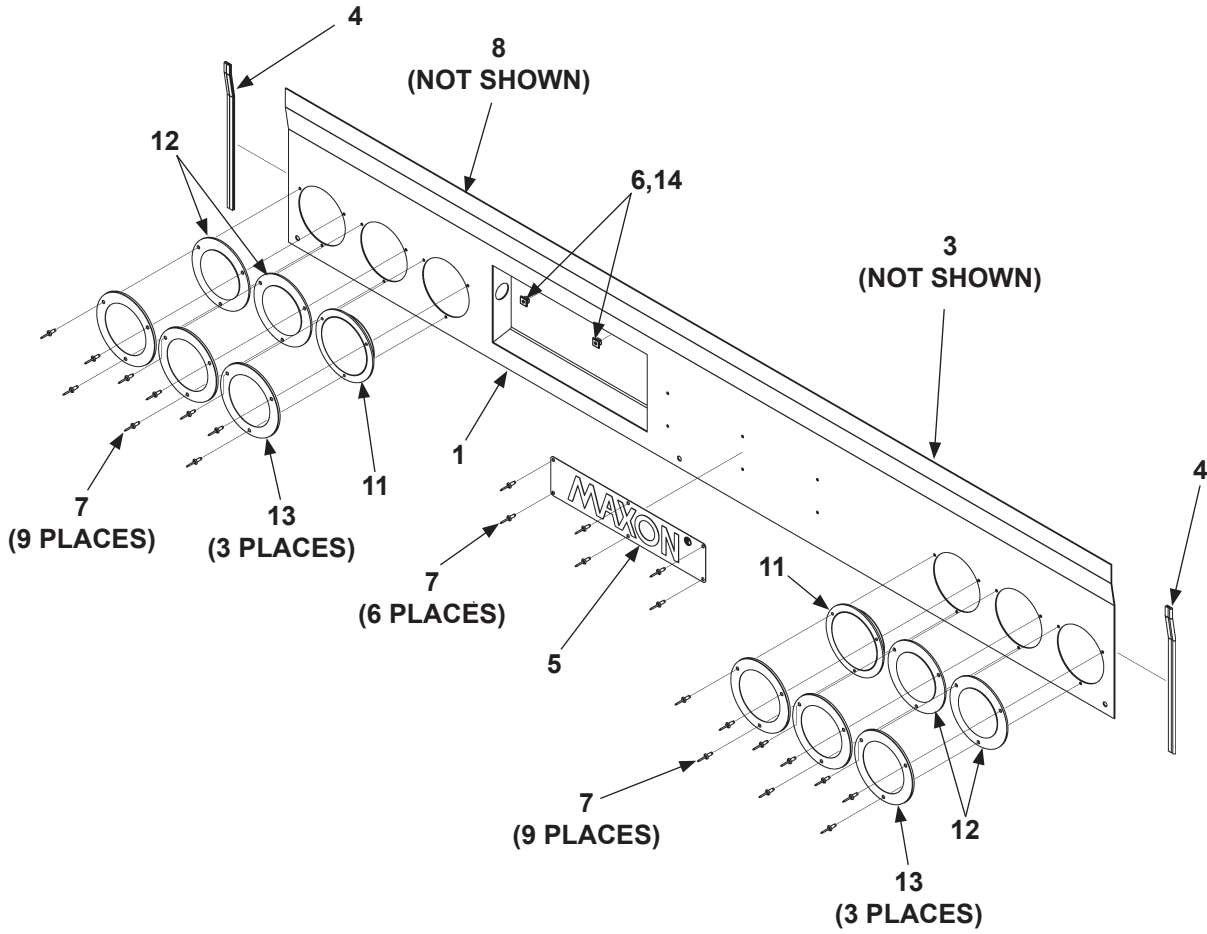
**HOUSING COVER ASSEMBLY, FOREIGN
(WITH 6 LIGHTS - RED/WHITE/YELLOW)**

**LAST UPDATED
SEPT 2014 to JUL 2018**

| ITEM | QTY. | PART NO. | DESCRIPTION |
|------|------|-----------|--|
| REF | 1 | 286386-08 | COVER ASSEMBLY, FOREIGN WITH 6 LIGHTS, 86" LG. |
| | | 286386-09 | COVER ASSEMBLY, FOREIGN WITH 6 LIGHTS, 92" LG. |
| 1 | 1 | 286385-08 | COVER WELDMENT, FOREIGN WITH 6 LIGHTS, 86" LG. |
| | | 285985-09 | COVER WELDMENT, FOREIGN WITH 6 LIGHTS, 92" LG. |
| 2 | 2 | 267387-01 | LICENSE PLATE LIGHT ASSEMBLY |
| 3 | 1 | 903137-01 | NYLON NUT INSERT STOP |
| 4 | 2 | 284284-02 | COVER SEAL, 12" LG. |
| 5 | 1 | 050175 | MAXON PLATE |
| 6 | 2 | 901015-03 | NYLON NUT (SQUARE HEAD) GROMMET, 1/4" |
| 7 | 24 | 207644 | RIVET, 3/16" X 3/8" |
| 8 | 8 | 205780 | PLASTIC TIE, 7" LG. |
| 9 | 1 | 288427-01 | HARNESS ASSEMBLY, 6 LIGHTS, (2Y, 2R, 2W) |
| 10 | 1 | 297491-01 | JUMPER, FOREIGN/DOMESTIC |
| | | 297491-02 | JUMPER, ISUZU |
| 11 | 2 | 907154-01 | BACKUP LED LIGHT MOD 44, TRUCK LIGHT |
| 12 | 2 | 906507-01 | LED LIGHT MOD 44, TRUCK LIGHT |
| 13 | 6 | 908091-01 | COVER, 4" ROUND LIGHT, 3 HOLE |
| 14 | 2 | 907132-01 | LED LIGHT, 4", YELLOW, TRUCK LIGHT |
| 15 | 2 | 030460 | SCREW, 1/4" X 3/4" |

HOUSING COVER ASSEMBLY, FOREIGN (WITH 6 LIGHTS - 4 RED/2 WHITE)

LAST UPDATED
SEPT 2014 to JUL 2018



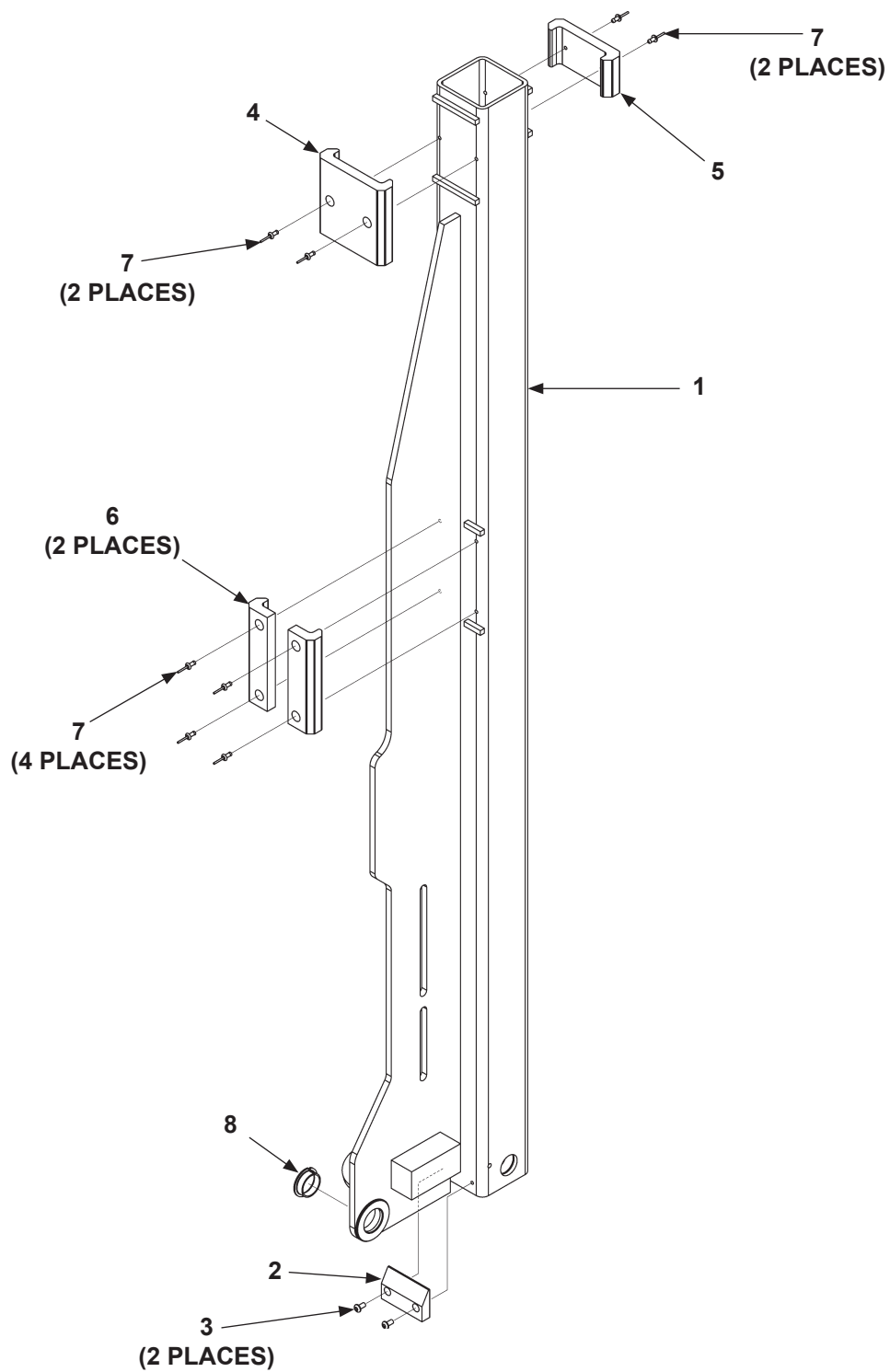
**HOUSING COVER ASSEMBLY, FOREIGN
(WITH 6 LIGHTS - 4 RED/2 WHITE)**

**LAST UPDATED
SEPT 2014 to JUL 2018**

| ITEM | QTY. | PART NO. | DESCRIPTION |
|------|------|-----------|--|
| REF | 1 | 286386-11 | COVER ASSEMBLY, FOREIGN WITH 6 LIGHTS, 86" LG. |
| | | 286386-12 | COVER ASSEMBLY, FOREIGN WITH 6 LIGHTS, 92" LG. |
| 1 | 1 | 286385-07 | COVER WELDMENT, FOREIGN WITH 6 LIGHTS, 86" LG. |
| | | 286385-08 | COVER WELDMENT, FOREIGN WITH 6 LIGHTS, 92" LG. |
| 2 | 2 | 267387-01 | LICENSE PLATE LIGHT ASSEMBLY |
| 3 | 1 | 903137-01 | NYLON NUT INSERT STOP |
| 4 | 2 | 284284-02 | COVER SEAL, 12" LG. |
| 5 | 1 | 050175 | MAXON PLATE |
| 6 | 2 | 901015-03 | NYLON NUT (SQUARE HEAD) GROMMET, 1/4" |
| 7 | 24 | 207644 | RIVET, 3/16" X 3/8" |
| 8 | 8 | 205780 | PLASTIC TIE, 7" LG. |
| 9 | 1 | 288427-01 | HARNESS ASSEMBLY, 6 LIGHTS, (4R, 2W), FOREIGN |
| 10 | 1 | 297491-01 | JUMPER, FOREIGN/DOMESTIC |
| | | 297491-02 | JUMPER, ISUZU |
| 11 | 2 | 907154-01 | BACKUP LED LIGHT MOD 44, TRUCK LIGHT |
| 12 | 4 | 906507-01 | LED LIGHT, MOD 44, TRUCK-LITE |
| 13 | 6 | 908091-01 | COVER, 4" ROUND LIGHT, 3 HOLE |
| 14 | 2 | 030460 | SCREW, 1/4" X 3/4" |

LH RUNNER

LAST UPDATED
SEPT 2014 to JUL 2018



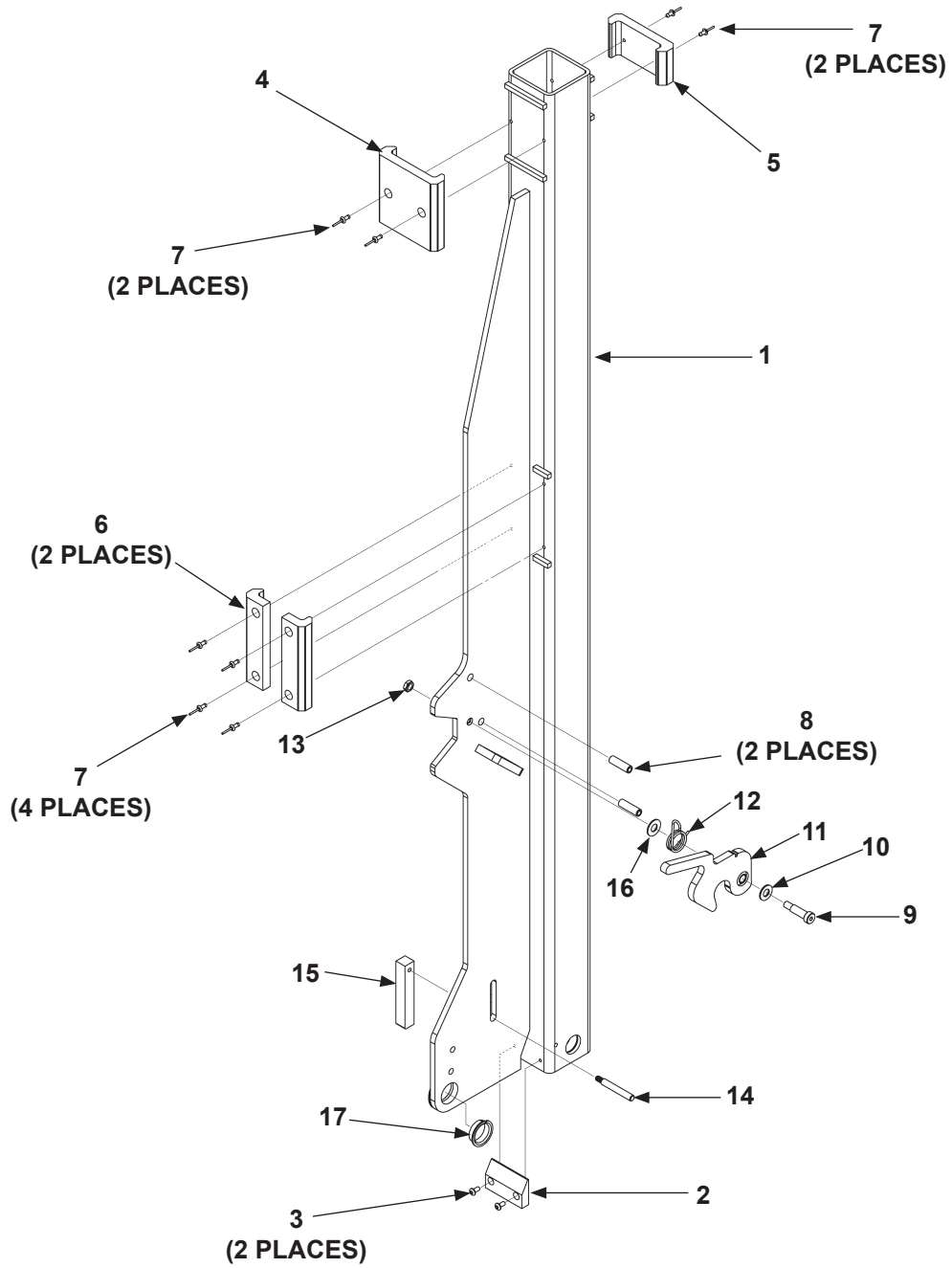
LH RUNNER

LAST UPDATED
SEPT 2014 to JUL 2018

| ITEM | QTY. | PART NO. | DESCRIPTION |
|------|------|-----------|---------------------------------|
| REF | 1 | 285294-01 | LH RUNNER ASSEMBLY |
| 1 | 1 | 285293-01 | LH RUNNER WELDMENT |
| 2 | 1 | 284285-01 | RUNNER BUMPER |
| 3 | 2 | 900722-02 | BUTTON SCREW, #10-24 X 3/8" LG. |
| 4 | 1 | 283232-01 | WEAR PAD, 4" LG., WITH CHAMFER |
| 5 | 1 | 283232-03 | WEAR PAD, 2" LG. |
| 6 | 2 | 283233-01 | WEAR PAD, 5" LG. |
| 7 | 8 | 903706-04 | RIVET, 5/32" DIA. X 17/32" LG. |
| 8 | 1 | 265062 | BEARING, SELF-LUBRICATING |

RH RUNNER

LAST UPDATED
SEPT 2014 to JUL 2018



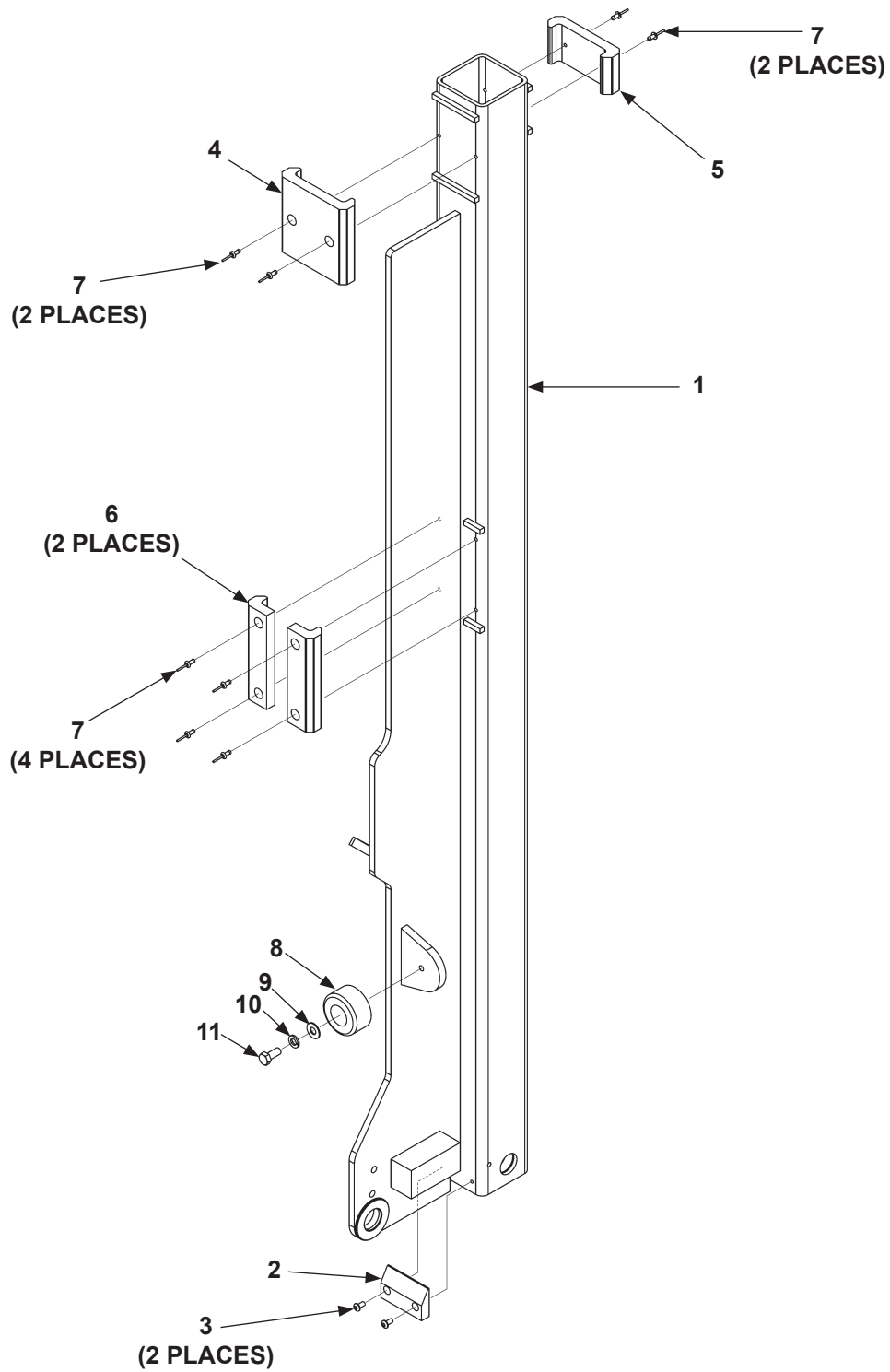
RH RUNNER

LAST UPDATED
SEPT 2014 to JUL 2018

| ITEM | QTY. | PART NO. | DESCRIPTION |
|------|------|-----------|---------------------------------|
| REF | 1 | 285294-02 | RH RUNNER ASSEMBLY |
| 1 | 1 | 285293-02 | RH RUNNER WELDMENT |
| 2 | 1 | 284285-01 | RUNNER BUMPER |
| 3 | 2 | 900722-02 | BUTTON SCREW, #10-24 X 3/8" LG. |
| 4 | 1 | 283232-01 | WEAR PAD, 4" LG., WITH CHAMFER |
| 5 | 1 | 283232-03 | WEAR PAD, 2" LG. |
| 6 | 2 | 283233-01 | WEAR PAD, 5" LG. |
| 7 | 8 | 903706-04 | RIVET, 5/32" DIA. X 17/32" LG. |
| 8 | 2 | 904723-03 | ROLL PIN, 3/8" X 1-1/4" LG. |
| 9 | 1 | 900723-06 | SHOULDER SCREW, 3/8" X 1" LG. |
| 10 | 1 | 903434-10 | FLAT WASHER, M10 |
| 11 | 1 | 283195-01 | UPPER LATCH WELDMENT |
| 12 | 1 | 908200-01 | TORSION SPRING, 90 DEGREES |
| 13 | 1 | 903114-01 | HEX NUT, 5/16"-18 |
| 14 | 1 | 283713-01 | SPRING LEVER |
| 15 | 1 | 285257-01 | SQUARE BAR PLATFORM STOP |
| 16 | 1 | 903409-03 | WASHER, 13/32" - 7/8" O.D. |
| 17 | 1 | 265062 | BEARING, SELF-LUBRICATING |

LH RUNNER (EQUIPPED WITH POWER CLOSER)

LAST UPDATED
SEPT 2014 to JUL 2018



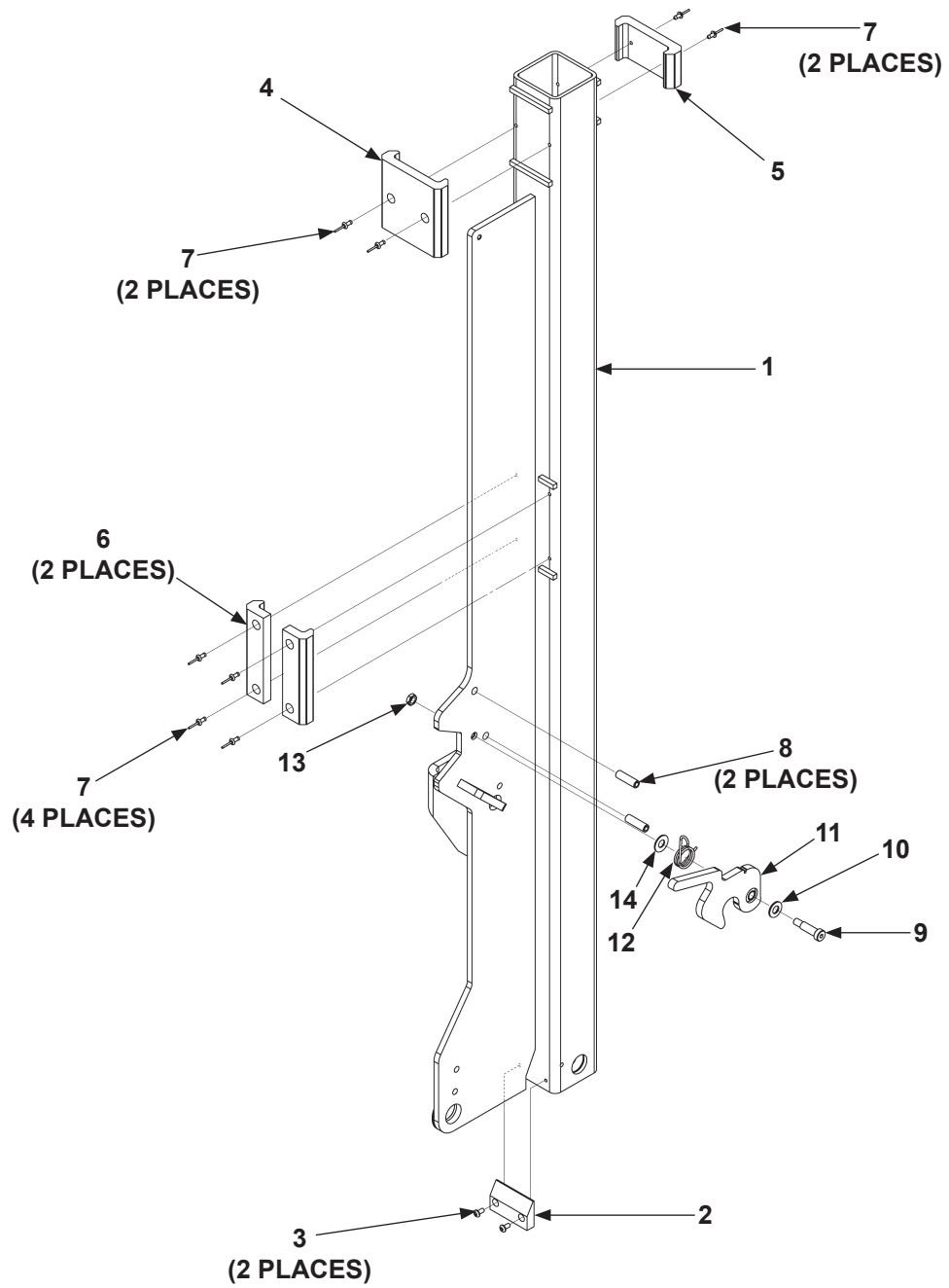
LH RUNNER (EQUIPPED WITH POWER CLOSER)

LAST UPDATED
SEPT 2014 to JUL 2018

| ITEM | QTY. | PART NO. | DESCRIPTION |
|------|------|-----------|--------------------------------------|
| REF | 1 | 287245-03 | LH RUNNER ASSEMBLY |
| 1 | 1 | 287244-03 | LH RUNNER WELDMENT |
| 2 | 1 | 284285-01 | RUNNER BUMPER |
| 3 | 2 | 900722-02 | BUTTON SCREW, #10-24 X 3/8" LG. |
| 4 | 1 | 283232-01 | WEAR PAD, 4" LG. WITH CHAMFER |
| 5 | 1 | 283232-03 | WEAR PAD, 2" LG. |
| 6 | 2 | 283233-01 | WEAR PAD, 5" LG. |
| 7 | 8 | 903706-04 | RIVET, 5/32" DIA. X 17/32" LG. |
| 8 | 1 | 253516 | RUBBER BUMPER, 2" X 1" |
| 9 | 1 | 903409-02 | FENDER WASHER, 5/16" X 3/4" O.D. |
| 10 | 1 | 902019-4 | LOCK WASHER, 9/16" O.D. X 5/16" I.D. |
| 11 | 1 | 901602-04 | HEX BOLT, 5/16"-18 X 3/4" LG. |

RH RUNNER (EQUIPPED WITH POWER CLOSER)

LAST UPDATED
SEPT 2014 to JUL 2018



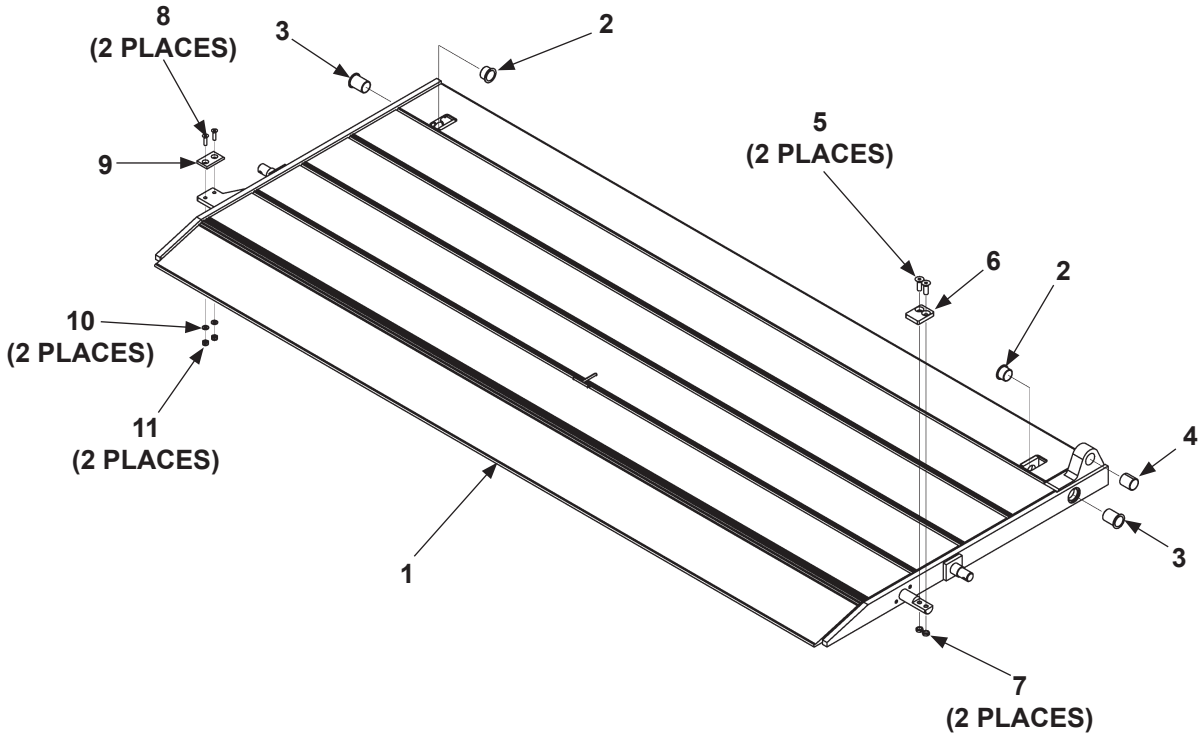
RH RUNNER (EQUIPPED WITH POWER CLOSER)

LAST UPDATED
SEPT 2014 to JUL 2018

| ITEM | QTY. | PART NO. | DESCRIPTION |
|------|------|-----------|---------------------------------|
| REF | 1 | 287245-04 | RH RUNNER ASSEMBLY |
| 1 | 1 | 287244-04 | RH RUNNER WELDMENT |
| 2 | 1 | 284285-01 | RUNNER BUMPER |
| 3 | 2 | 900722-02 | BUTTON SCREW, #10-24 X 3/8" LG. |
| 4 | 1 | 283232-01 | WEAR PAD, 4" LG. WITH CHAMFER |
| 5 | 1 | 283232-03 | WEAR PAD, 2" LG. |
| 6 | 2 | 283233-01 | WEAR PAD, 5" LG. |
| 7 | 8 | 903706-04 | RIVET, 5/32" DIA. X 17/32" LG. |
| 8 | 2 | 904723-03 | ROLL PIN, 3/8" X 1-1/4" LG. |
| 9 | 1 | 900723-06 | SHOULDER SCREW, 3/8" X 1" LG. |
| 10 | 1 | 903447-01 | FLAT WASHER, 3/8" X 1/32" THICK |
| 11 | 1 | 283195-01 | UPPER LATCH WELDMENT |
| 12 | 1 | 908200-01 | TORSION SPRING, 90 DEGREES |
| 13 | 1 | 903114-01 | HEX NUT, 5/16"-18 |
| 14 | 1 | 903409-03 | WASHER, 13/32" - 7/8" O.D. |

ALUMINUM PLATFORM (1-PIECE, FIXED RAMP, EQUIPPED WITH POWER CLOSER)

LAST UPDATED
SEPT 2014 to JUL 2018



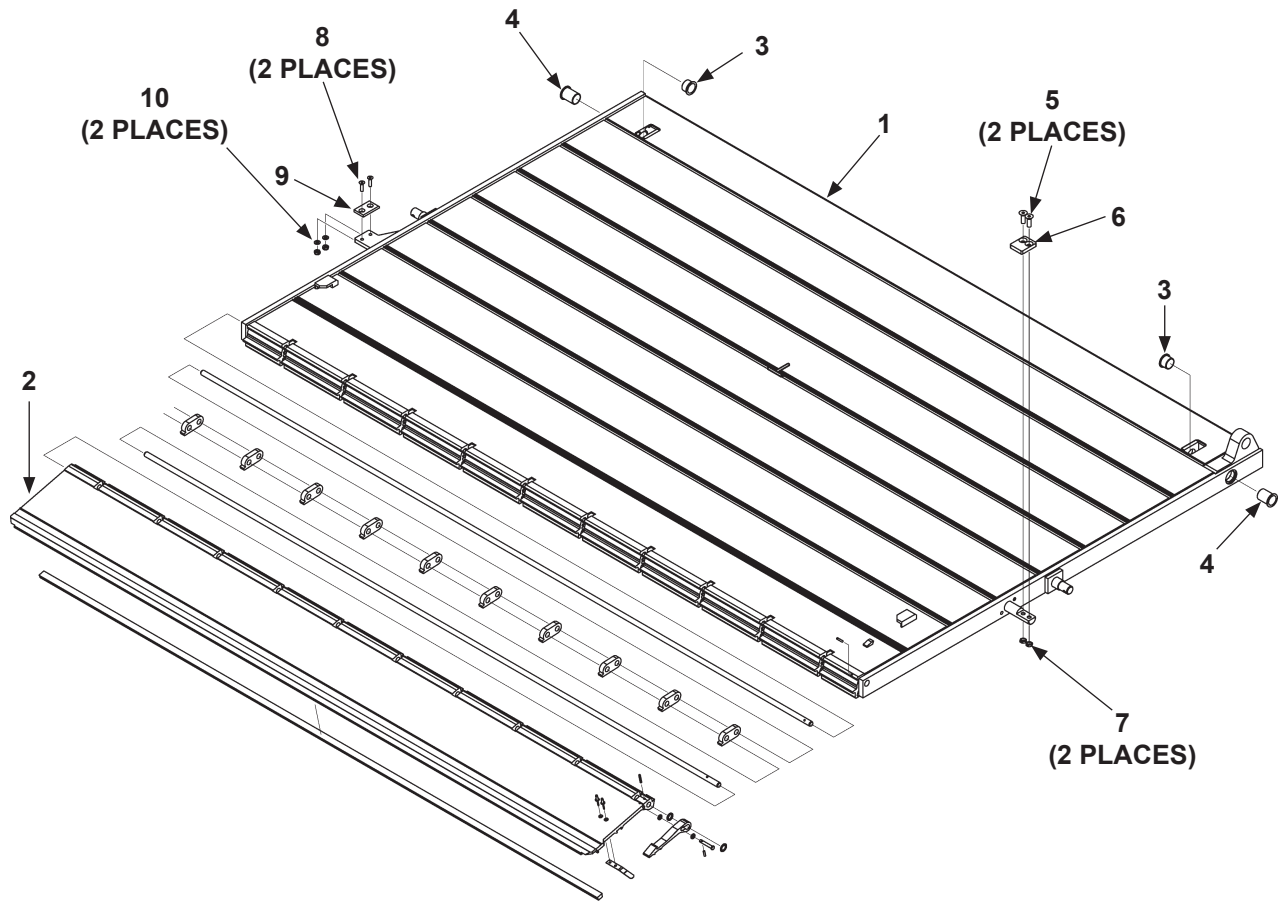
ALUMINUM PLATFORM (1-PIECE, FIXED RAMP, EQUIPPED WITH POWER CLOSER)

LAST UPDATED
SEPT 2014 to JUL 2018

| ITEM | QTY. | DESCRIPTION | PART NO. | | | | |
|------|------|---|-----------------------|-----------------------|-----------------------|-----------------------|-----------------------|
| | | | 60" DEEP (48"+12") | 66" DEEP (54"+12") | 72" DEEP (60"+12") | 78" DEEP (66"+12") | 84" DEEP (72"+12") |
| 1 | 1 | ALUMINUM PLATFORM ASSEMBLY, HYDRAULIC CLOSER, 1-PIECE FIXED RAMP, 90" | 287720-14 | 287720-15 | 287720-16 | 287720-17 | 287720-23 |
| | | ALUMINUM PLATFORM ASSEMBLY, HYDRAULIC CLOSER, 1-PIECE FIXED RAMP, 96" | 287720-18 | 287720-19 | 287720-20 | 287720-21 | 287720-22 |
| | | ALUMINUM PLATFORM ASSEMBLY, HYDRAULIC CLOSER, 1-PIECE FIXED RAMP, 90" (MAXGRIP KNURLED SURFACE) | 287720-114 | 287720-115 | 287720-116 | 287720-117 | 287720-123 |
| | | ALUMINUM PLATFORM ASSEMBLY, HYDRAULIC CLOSER, 1-PIECE FIXED RAMP, 96" (MAXGRIP KNURLED SURFACE) | 287720-118 | 287720-119 | 287720-120 | 287720-121 | 287720-122 |
| 2 | 2 | FLANGE BUSHING, 1" I.D. X 1-1/2" LG. | 261837-02 | | | | |
| 3 | 2 | FLANGE BUSHING, 1" I.D. X 3/4" LG. | 261837-08 | | | | |
| 4 | 1 | BEARING, SELF-LUBE, 1" I.D. X 1-1/4" O.D. | 260916-01 | | | | |
| 5 | 2 | FLAT HEAD SOCKET SCREW, 3/8"-16 X 1-1/4" LG. | 900061-5 | | | | |
| 6 | 1 | STOP BRACKET | 287239-01 | | | | |
| 7 | 2 | HEX NUT, THIN (JAM) 3/8"-16 | 903114-02 | | | | |
| 8 | 2 | FLAT HEAD SOCKET SCREW, 1/4"-20 X 1" LG. | 900711-05 | | | | |
| 9 | 1 | WEAR PLATE | 287845-01 | | | | |
| 10 | 2 | FLAT WASHER, 1/4" | 903412-01 | | | | |
| 11 | 2 | NYLON NUT, THIN, 1/4"-20 | 903132-01 | | | | |

**ALUMINUM PLATFORM (1-PIECE WITH SINGLE ALUMINUM RETENTION RAMP,
EQUIPPED WITH POWER CLOSER)**

**LAST UPDATED
SEPT 2014 to JUL 2018**



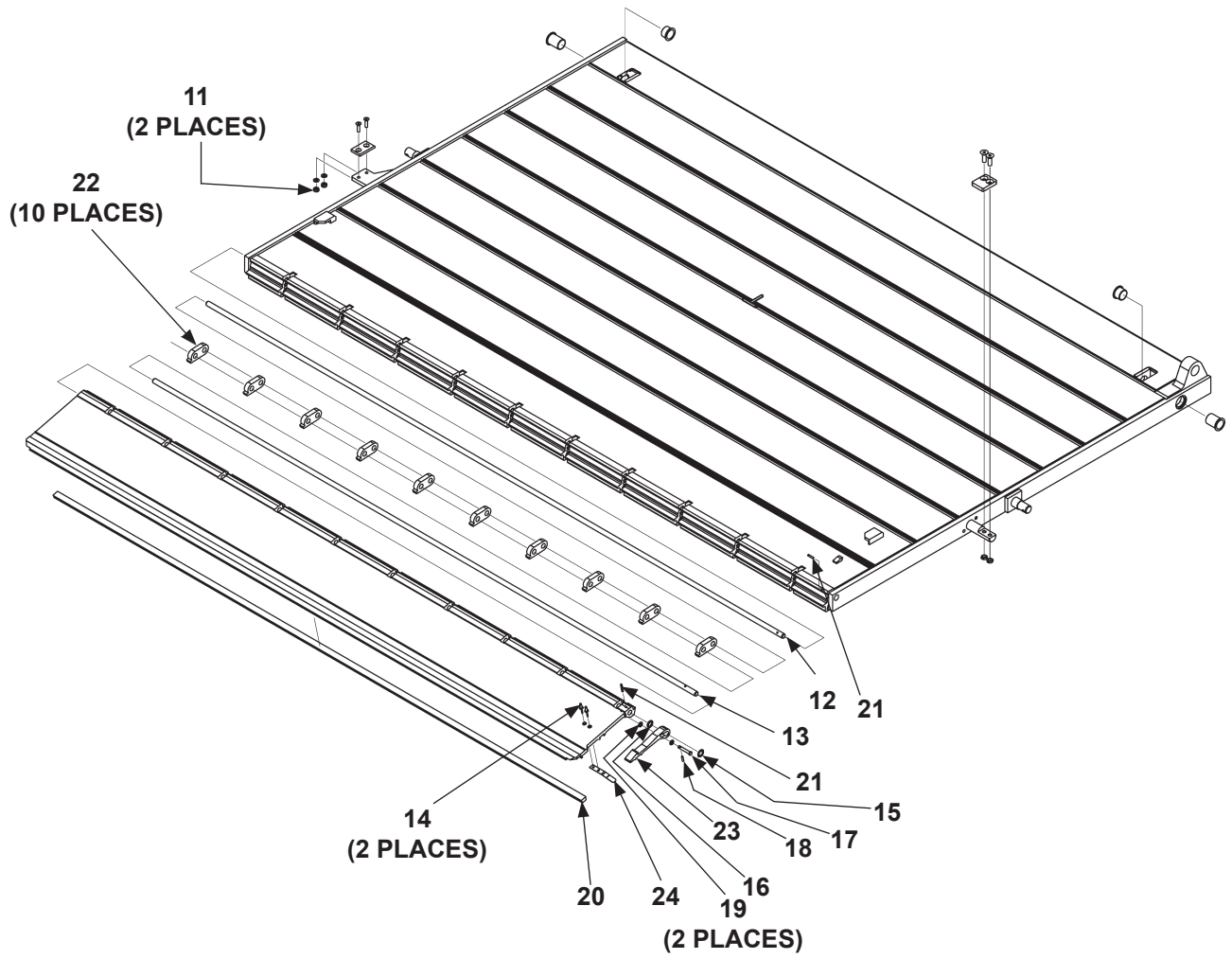
**ALUMINUM PLATFORM (1-PIECE WITH SINGLE ALUMINUM RETENTION RAMP,
EQUIPPED WITH POWER CLOSER)**

**LAST UPDATED
SEPT 2014 to JUL 2018**

| ITEM | QTY. | DESCRIPTION | PART NO. | | | |
|------|------|---|----------------------|----------------------|----------------------|----------------------|
| | | | 54" DEEP (54"+9") | 60" DEEP (60"+9") | 66" DEEP (66"+9") | 72" DEEP (72"+9") |
| 1 | 1 | ALUMINUM PLATFORM ASSEMBLY, HYDRAULIC CLOSER, 90", ARR (ALUMINUM RETENTION RAMP) 9" | 287220-29 | 287220-30 | 287220-31 | 287220-32 |
| | | ALUMINUM PLATFORM ASSEMBLY, HYDRAULIC CLOSER, 96", ARR 9" | 287220-33 | 287220-34 | 287220-35 | 287220-36 |
| | | ALUMINUM PLATFORM ASSEMBLY, HYDRAULIC CLOSER, 90", ARR 9" (MAXGRIP KNURLED SURFACE) | 287220-129 | 287220-130 | 287220-131 | 287220-132 |
| | | ALUMINUM PLATFORM ASSEMBLY, HYDRAULIC CLOSER, 96", ARR 9" (MAXGRIP KNURLED SURFACE) | 287220-133 | 287220-134 | 287220-135 | 287220-136 |
| 2 | 1 | PLATFORM RAMP, 84-1/2" LG. (90" W PLATFORM) | 267041-26 | | | |
| | | PLATFORM RAMP, 90-1/2" LG. (96" W PLATFORM) | 267041-27 | | | |
| 3 | 2 | PLASTIC FLANGE BUSHING, 1" I.D. X 3/4" LG. | 261837-02 | | | |
| 4 | 2 | PLASTIC FLANGE BUSHING, 1" I.D. X 1-1/2" LG. | 261837-08 | | | |
| 5 | 2 | FLAT HEAD SOCKET SCREW, 3/8"-16 X 1-1/4" LG. | 900061-5 | | | |
| 6 | 1 | STOP BRACKET | 287239-01 | | | |
| 7 | 2 | HEX NUT, THIN (JAM) 3/8"-16 | 903114-02 | | | |
| 8 | 2 | FLAT HEAD SOCKET SCREW, 1/4"-20 X 1" LG. | 900711-05 | | | |
| 9 | 1 | WEAR PLATE | 287845-01 | | | |
| 10 | 2 | FLAT WASHER, 1/4" | 903412-01 | | | |

**ALUMINUM PLATFORM (1-PIECE WITH SINGLE ALUMINUM RETENTION RAMP,
EQUIPPED WITH POWER CLOSER) - Continued**

**LAST UPDATED
SEPT 2014 to JUL 2018**



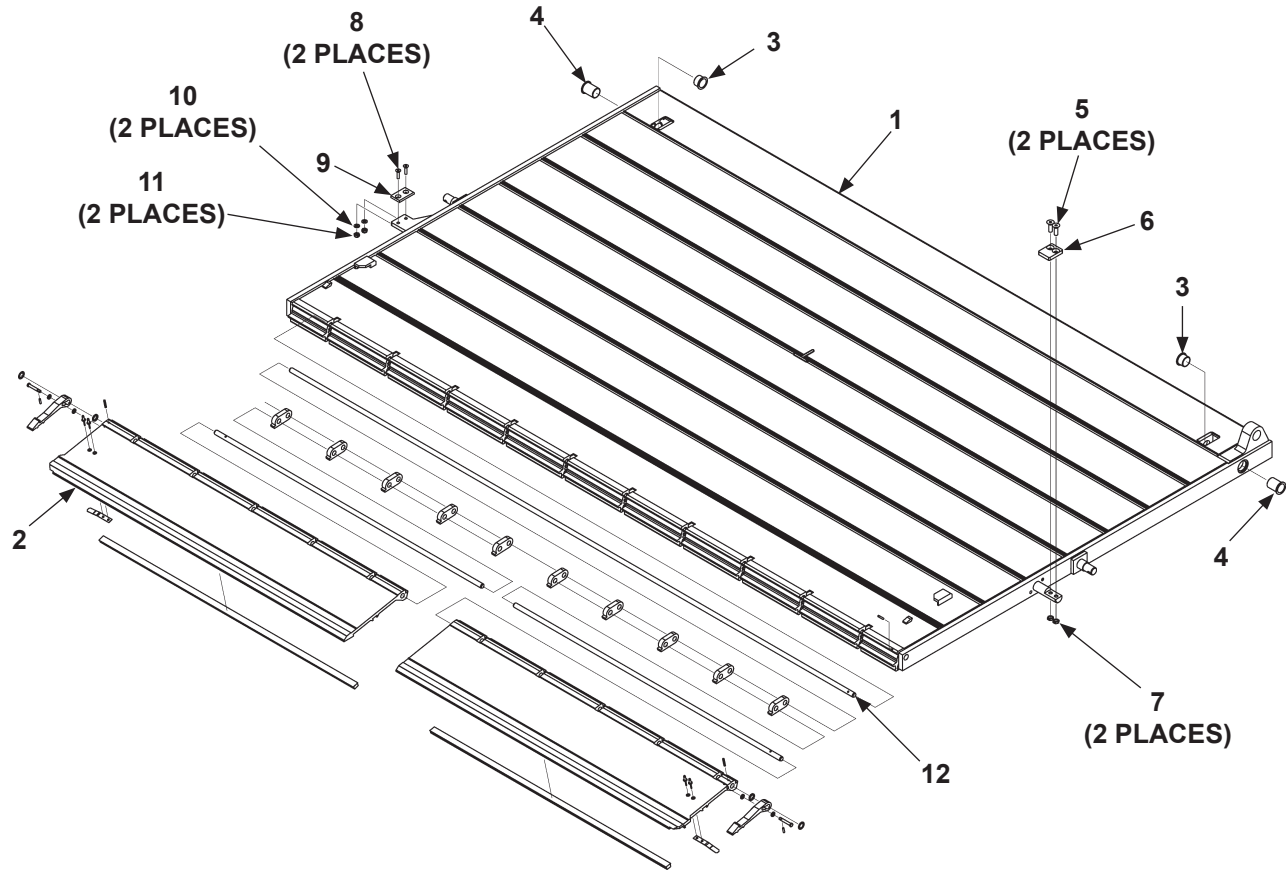
**ALUMINUM PLATFORM (1-PIECE WITH SINGLE ALUMINUM RETENTION RAMP,
EQUIPPED WITH POWER CLOSER) - Continued**

**LAST UPDATED
SEPT 2014 to JUL 2018**

| ITEM | QTY. | DESCRIPTION | PART NO. | | | |
|------|------|--|-----------|----------|----------|----------|
| | | | 54" DEEP | 60" DEEP | 66" DEEP | 72" DEEP |
| 11 | 2 | NYLON NUT, THIN, 1/4"-20 | 903132-01 | | | |
| 12 | 1 | HINGE ROD, 1/2" DIA X 87-5/16" LG. (90"W PLATFORM) | 267045-19 | | | |
| | | HINGE ROD, 1/2" DIA X 93-5/16" LG. (96"W PLATFORM) | 267045-21 | | | |
| 13 | 1 | HINGE ROD, 1/2" DIA X 84-1/2" LG. (90"W PLATFORM) | 267045-18 | | | |
| | | HINGE ROD, 1/2" DIA X 90-1/2" LG. (96"W PLATFORM) | 267045-20 | | | |
| 14 | 2 | RIVET, 3/16" X 7/16" LG. | 904005-1 | | | |
| 15 | 1 | RETAINING RING, SELF-LOCKING, 1/2" | 903420-01 | | | |
| 16 | 1 | NYLON WASHER, 1/2" I.D. X 1/16" THICK | 903413-02 | | | |
| 17 | 1 | CLEVIS PIN, 1/4" X 1-5/8" LG. | 283951-01 | | | |
| 18 | 1 | ROLL PIN, 5/32" X 5/8" LG. | 905007-03 | | | |
| 19 | 2 | NYLON WASHER, 1/4" I.D. X 5/8" THICK | 903421-02 | | | |
| 20 | 1 | BUMPER EXTRUSION, 9/16" X 9/32" X 75-1/4" LG. | 905318-08 | | | |
| 21 | 2 | ROLL PIN, 5/32" X 1" LG. | 905007-07 | | | |
| 22 | 10 | FLIPOVER RAMP HINGE, 1/2" LG. | 311022-10 | | | |
| 23 | 1 | RETENTION RAMP HOOK | 311038-11 | | | |
| 24 | 1 | RETENTION RAMP HOOK SPRING | 267326-01 | | | |
| 25 | 1 | ROLL PIN, 3/16" X 5/8" LG. | 905007-03 | | | |

**ALUMINUM PLATFORM (1-PIECE WITH DUAL ALUMINUM RETENTION RAMPS,
EQUIPPED WITH POWER CLOSER)**

**LAST UPDATED
SEPT 2014 to JUL 2018**



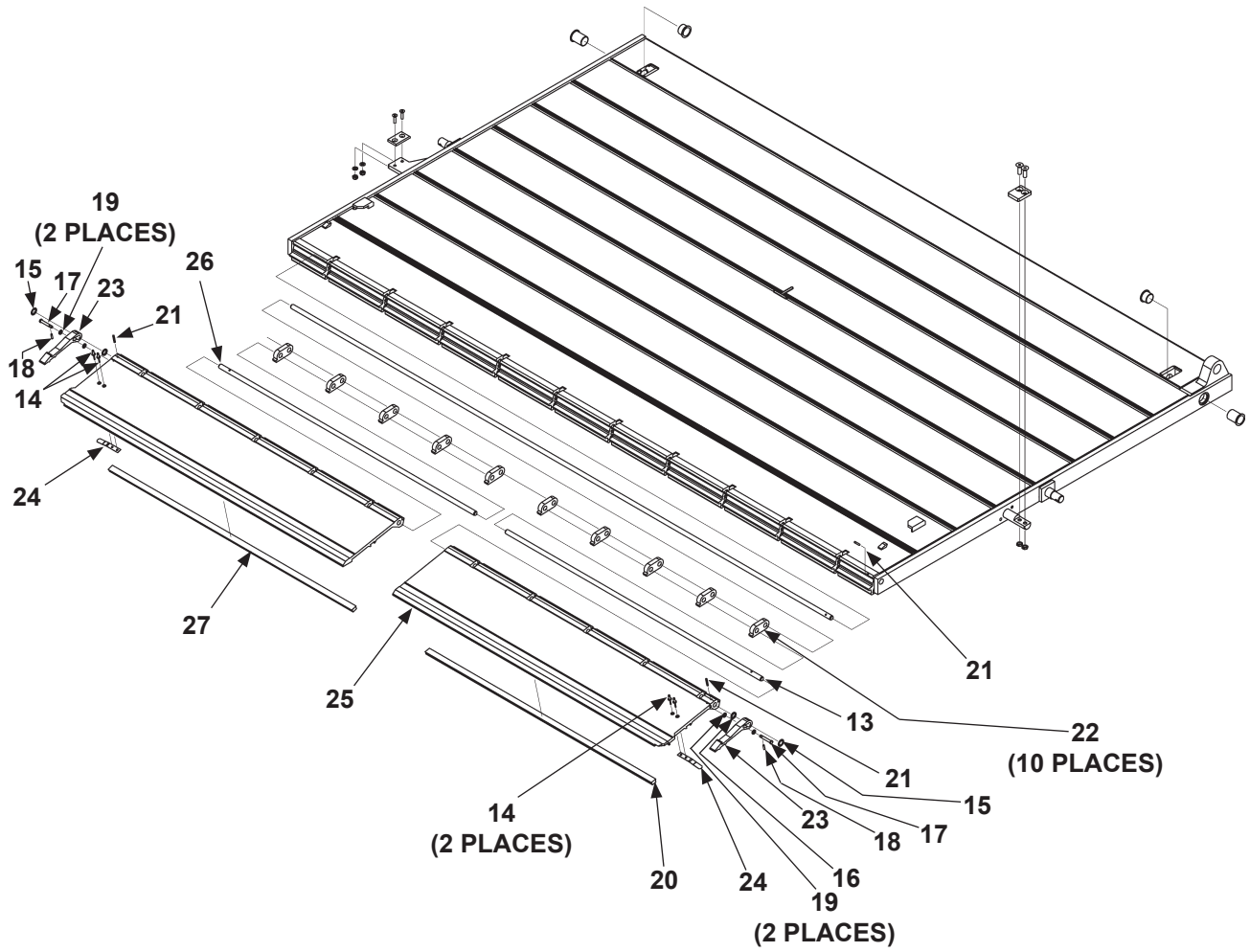
**ALUMINUM PLATFORM (1-PIECE WITH DUAL ALUMINUM RETENTION RAMPS,
EQUIPPED WITH POWER CLOSER)**

**LAST UPDATED
SEPT 2014 to JUL 2018**

| ITEM | QTY. | DESCRIPTION | PART NO. | | | |
|------|------|---|----------------------|----------------------|----------------------|----------------------|
| | | | 54" DEEP (54"+9") | 60" DEEP (60"+9") | 66" DEEP (66"+9") | 72" DEEP (72"+9") |
| 1 | 1 | ALUMINUM PLATFORM ASSEMBLY, HYDRAULIC CLOSER, 90", DRR (DUAL RETENTION RAMP) 9" | 287220-41 | 287220-42 | 287220-43 | 287220-44 |
| | | ALUMINUM PLATFORM ASSEMBLY, HYDRAULIC CLOSER, 96", DRR 9" | 287220-45 | 287220-46 | 287220-47 | 287220-48 |
| | | ALUMINUM PLATFORM ASSEMBLY, HYDRAULIC CLOSER, 90", DRR 9" (MAXGRIP KNURLED SURFACE) | 287220-141 | 287220-142 | 287220-143 | 287220-144 |
| | | ALUMINUM PLATFORM ASSEMBLY, HYDRAULIC CLOSER, 96", DRR 9" (MAXGRIP KNURLED SURFACE) | 287220-145 | 287220-146 | 287220-147 | 287220-148 |
| 2 | 1 | PLATFORM RAMP, LH, 40-7/8" LG. (90"W PLATFORM) | 267041-29 | | | |
| | | PLATFORM RAMP, LH, 43-1/2" LG. (96"W PLATFORM) | 267041-30 | | | |
| 3 | 2 | PLASTIC FLANGE BUSHING, 1" I.D. X 3/4" LG. | 261837-02 | | | |
| 4 | 2 | PLASTIC FLANGE BUSHING, 1" I.D. X 1-1/2" LG. | 261837-08 | | | |
| 5 | 2 | FLAT HEAD SOCKET SCREW, 3/8"-16 X 1-1/4" LG. | 900061-5 | | | |
| 6 | 1 | STOP BRACKET | 287239-01 | | | |
| 7 | 2 | HEX NUT, THIN (JAM) 3/8"-16 | 903114-02 | | | |
| 8 | 2 | FLAT HEAD SOCKET SCREW, 1/4"-20 X 1" LG. | 900711-05 | | | |
| 9 | 1 | WEAR PLATE | 287845-01 | | | |
| 10 | 2 | FLAT WASHER, 1/4" | 903412-01 | | | |
| 11 | 2 | NYLON NUT, THIN, 1/4"-20 | 903132-01 | | | |
| 12 | 1 | HINGE ROD, 1/2" DIA X 87-5/16" LG. (90"W PLATFORM) | 267045-19 | | | |
| | | HINGE ROD, 1/2" DIA X 93-5/16" LG. (96"W PLATFORM) | 267045-21 | | | |

**ALUMINUM PLATFORM (1-PIECE WITH DUAL ALUMINUM RETENTION RAMPS,
EQUIPPED WITH POWER CLOSER) - Continued**

**LAST UPDATED
SEPT 2014 to JUL 2018**



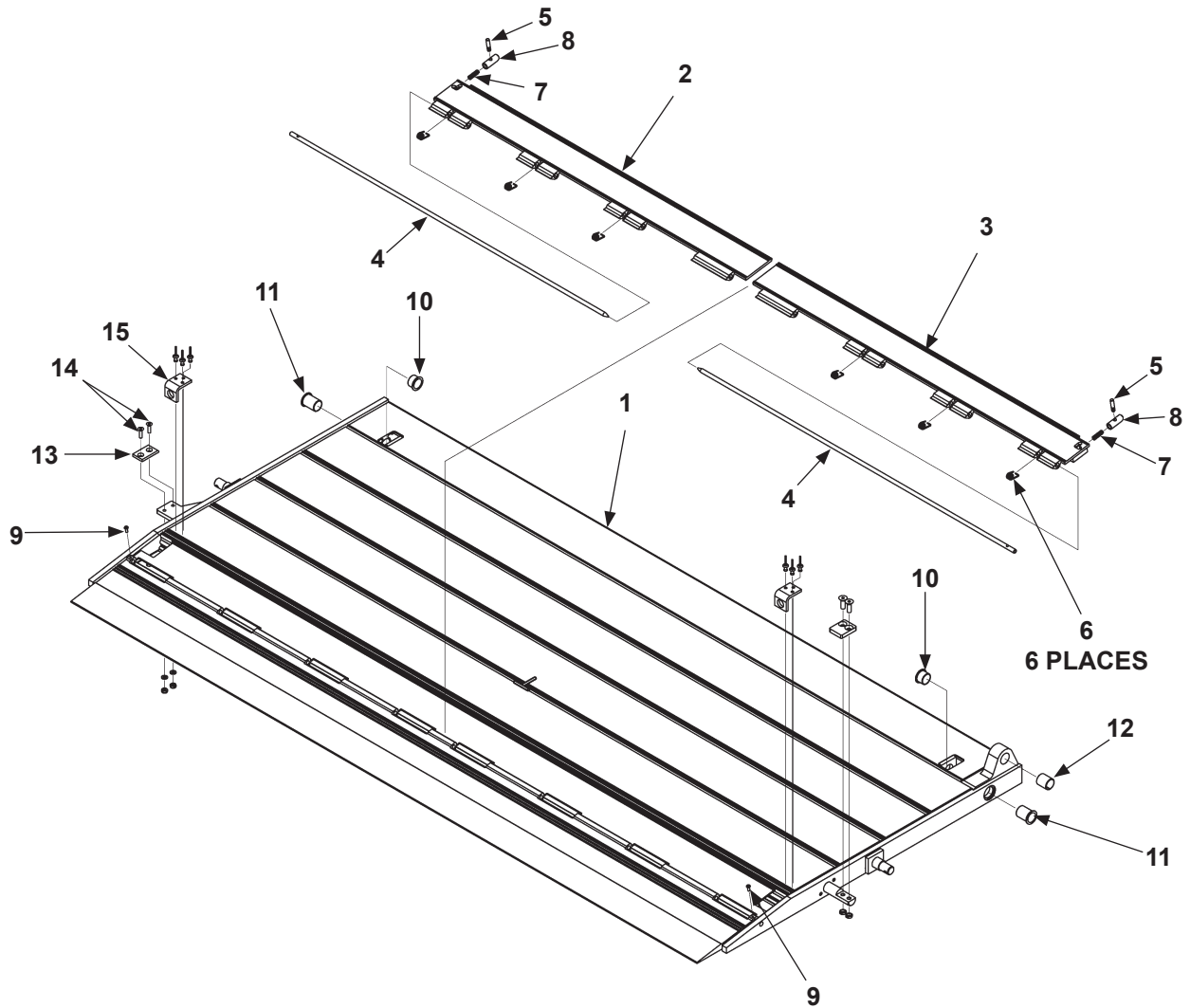
**ALUMINUM PLATFORM (1-PIECE WITH DUAL ALUMINUM RETENTION RAMPS,
EQUIPPED WITH POWER CLOSER) - Continued**

**LAST UPDATED
SEPT 2014 to JUL 2018**

| ITEM | QTY. | DESCRIPTION | PART NO. | | | |
|------|------|---|-----------|----------|----------|----------|
| | | | 54" DEEP | 60" DEEP | 66" DEEP | 72" DEEP |
| 13 | 1 | HINGE ROD, 1/2" DIA X 39" LG. (90" W PLATFORM) | 267045-22 | | | |
| | | HINGE ROD, 1/2" DIA X 42" LG. (96" W PLATFORM) | 267045-23 | | | |
| 14 | 4 | RIVET, 3/16" X 7/16" LG. | 904005-1 | | | |
| 15 | 2 | RETAINING RING, SELF-LOCK- ING, 1/2" | 903420-01 | | | |
| 16 | 2 | NYLON WASHER, 1/2" I.D. X 1/16" THICK | 903413-02 | | | |
| 17 | 2 | CLEVIS PIN, 1/4" X 1-5/8" LG. | 283951-01 | | | |
| 18 | 2 | ROLL PIN, 3/16" X 5/8" LG. | 905007-03 | | | |
| 19 | 4 | NYLON WASHER, 1/4" I.D. X 5/8" THICK | 903421-02 | | | |
| 20 | 1 | BUMPER EXTRUSION, 9/16" X 5/16" X 37-1/2" LG. | 905318-21 | | | |
| | | BUMPER EXTRUSION, 9/16" X 5/16" X 40-1/2" LG. | 905318-22 | | | |
| 21 | 3 | ROLL PIN, 3/16" X 1" LG. | 905007-07 | | | |
| 22 | 10 | FLIPOVER RAMP HINGE, 1/2" LG. | 311022-10 | | | |
| 23 | 2 | RETENTION RAMP HOOK | 311038-11 | | | |
| 24 | 2 | RETENTION RAMP HOOK SPRING | 267326-01 | | | |
| 25 | 1 | PLATFORM RAMP, RH, 43-1/2" LG. (90"W PLATFORM) | 267041-18 | | | |
| | | PLATFORM RAMP, RH, 46-1/2" LG. (96"W PLATFORM) | 267041-20 | | | |
| 26 | 1 | HINGE ROD, 1/2" DIA X 42" LG. (90"W PLATFORM) | 267045-23 | | | |
| | | HINGE ROD, 1/2" DIA X 45" LG. (96"W PLATFORM) | 267045-24 | | | |
| 27 | 1 | BUMPER EXTRUSION, 9/16" X 5/16" X 37-1/8" LG. | 905318-12 | | | |
| | | BUMPER EXTRUSION, 9/16" X 5/16" X 43-1/8" LG. | 905318-13 | | | |

ALUMINUM PLATFORM (1-PIECE WITH DUAL CART STOPS, EQUIPPED WITH POWER CLOSER)

LAST UPDATED
SEPT 2014 to JUL 2018



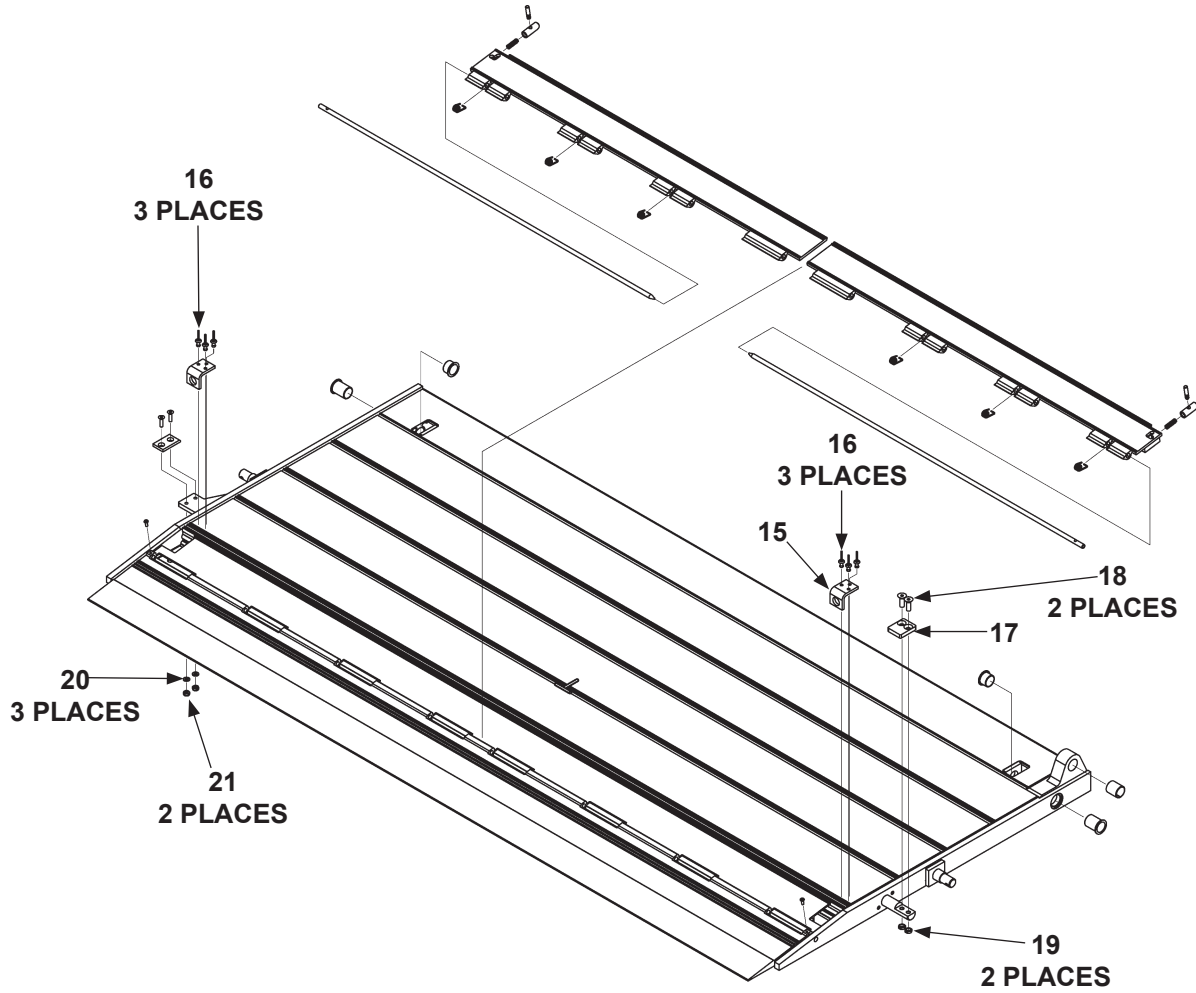
ALUMINUM PLATFORM (1-PIECE WITH DUAL CART STOPS, EQUIPPED WITH POWER CLOSER)

**LAST UPDATED
SEPT 2014 to JUL 2018**

| ITEM | QTY. | DESCRIPTION | PART NO. | | | | |
|------|------|--|------------|------------|------------|------------|------------|
| | | | 60" DEEP | 66" DEEP | 72" DEEP | 78" DEEP | 84" DEEP |
| 1 | 1 | ALUMINUM PLATFORM ASSEMBLY, HYDRAULIC CLOSER, 90", DCS (DUAL CART STOPS) | 287722-35 | 287722-36 | 287722-37 | 287722-38 | 287722-44 |
| | | ALUMINUM PLATFORM ASSEMBLY, HYDRAULIC CLOSER, 96", DCS | 287722-39 | 287722-40 | 287722-41 | 287722-42 | 287722-43 |
| | | ALUMINUM PLATFORM ASSEMBLY, HYDRAULIC CLOSER, 90", DCS (MAXGRIP KNURLED SURFACE) | 287722-135 | 287722-136 | 287722-137 | 287722-138 | 287722-142 |
| | | ALUMINUM PLATFORM ASSEMBLY, HYDRAULIC CLOSER, 96", DCS (MAXGRIP KNURLED SURFACE) | 287722-139 | 287722-140 | 287722-141 | 287722-142 | 287722-143 |
| 2 | 1 | LH CART STOP WELDMENT, 44" LG. (90"W PLATFORM) | 287446-06 | | | | |
| | | LH CART STOP WELDMENT, 47" LG. (96"W PLATFORM) | 287446-08 | | | | |
| 3 | 1 | RH CART STOP WELDMENT, 44" LG (90"W PLATFORM) | 287446-07 | | | | |
| | | RH CART STOP WELDMENT, 47" LG (96"W PLATFORM) | 287446-09 | | | | |
| 4 | 2 | PIN, CART STOP, 44-3/4" LG. | 287443-02 | | | | |
| | | PIN, CART STOP, 47-3/4" LG. | 287443-03 | | | | |
| 5 | 2 | SHOOT BOLT, 1-3/8" LG. | 288636-01 | | | | |
| 6 | 6 | SPRING, CART STOP | 282729-01 | | | | |
| 7 | 2 | SHOOT BOLT SPRING, 1-3/8" LG. | 283957-01 | | | | |
| 8 | 2 | PLUNGER | 287224-01 | | | | |
| 9 | 2 | SCREW, BUTTON, 10-24 X 1/2" LG. | 900722-03 | | | | |
| 10 | 2 | PLASTIC FLANGE BUSHING, 1" I.D. X 3/4" LG. | 261837-02 | | | | |
| 11 | 2 | PLASTIC FLANGE BUSHING, 1" I.D. X 1-1/2" LG. | 261837-08 | | | | |
| 12 | 1 | BEARING, SELF LUBE, 1" X 1-1/4" | 260916-01 | | | | |
| 13 | 1 | WEAR PLATE | 287845-01 | | | | |
| 14 | 2 | FLAT HEAD SOCKET SCREW, 1/4"-20 X 1" LG. | 900711-05 | | | | |

**ALUMINUM PLATFORM (1-PIECE WITH DUAL CART STOPS,
EQUIPPED WITH POWER CLOSER) - Continued**

**LAST UPDATED
SEPT 2014 to JUL 2018**



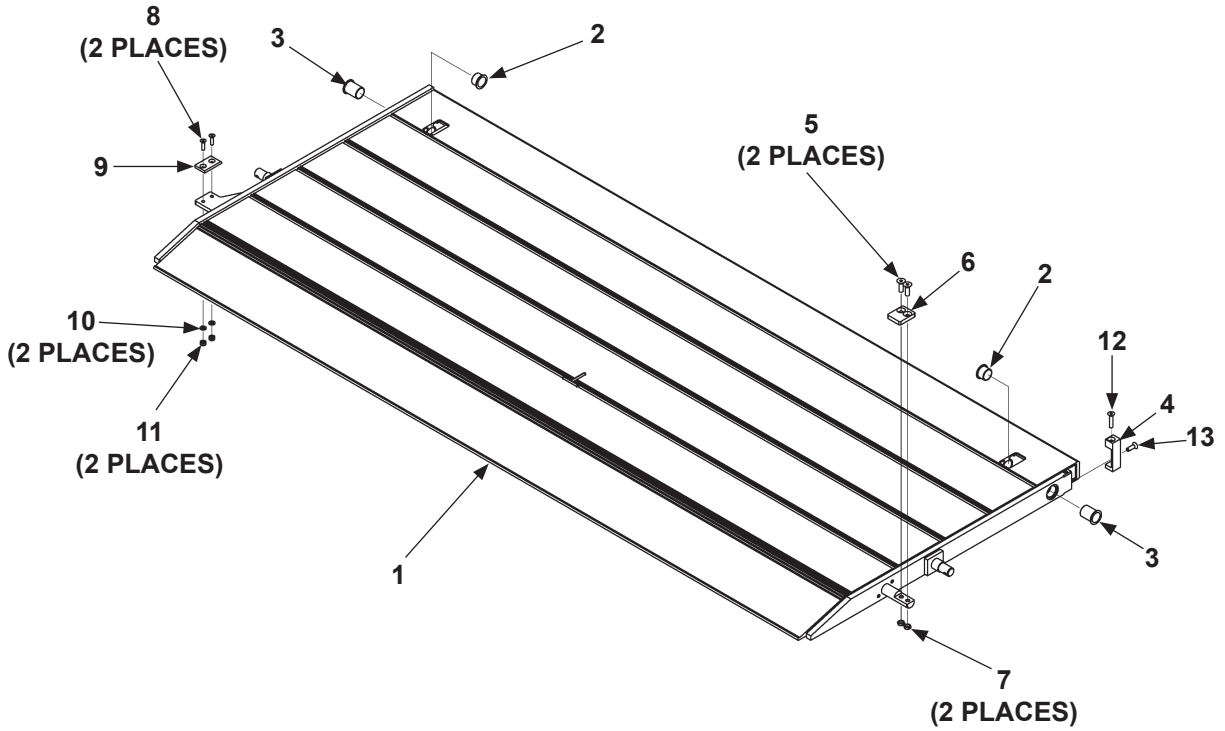
**ALUMINUM PLATFORM (1-PIECE WITH DUAL CART STOPS,
EQUIPPED WITH POWER CLOSER) - Continued**

**LAST UPDATED
SEPT 2014 to JUL 2018**

| ITEM | QTY. | DESCRIPTION | PART NO. | | | | |
|------|------|---|-----------|----------|----------|----------|----------|
| | | | 60" DEEP | 66" DEEP | 72" DEEP | 78" DEEP | 84" DEEP |
| 15 | 2 | CATCH BRACKET | 287226-01 | | | | |
| 16 | 6 | RIVET, 1/4" X 3/8" LG. | 903715-04 | | | | |
| 17 | 1 | STOP BRACKET | 287239-01 | | | | |
| 18 | 2 | FLAT HEAD SOCKET SCREW, 3/8"-16 X 1-1/4" LG. | 900061-5 | | | | |
| 19 | 2 | HEX NUT, THIN (JAM) 3/8"-16 | 903114-02 | | | | |
| 20 | 2 | FLAT WASHER, 1/4" | 903412-01 | | | | |
| 21 | 2 | NYLON NUT, THIN, 1/4"-20 | 903132-01 | | | | |

ALUMINUM PLATFORM (1-PIECE, FIXED RAMP WITH SINGLE TORSION BAR)

LAST UPDATED
SEPT 2014 to JUL 2018



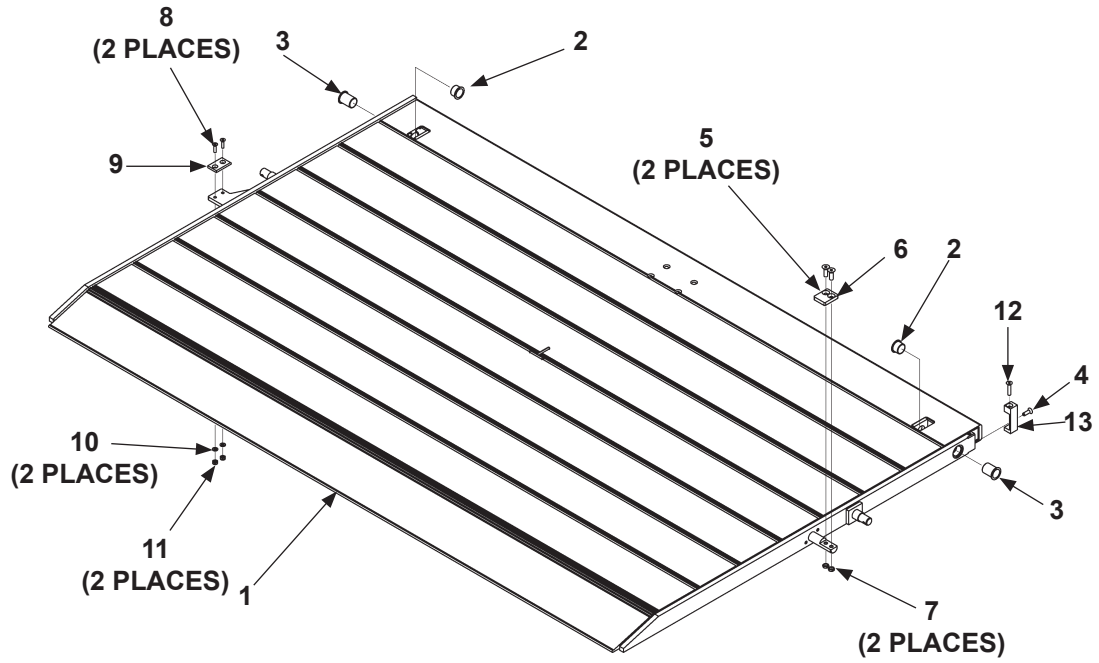
ALUMINUM PLATFORM (1-PIECE, FIXED RAMP WITH SINGLE TORSION BAR)

LAST UPDATED
SEPT 2014 to JUL 2018

| ITEM | QTY. | PART NO. | DESCRIPTION |
|---------------|--|---------------|--|
| 1 | 1 | 287811-05 | ALUMINUM PLATFORM ASSEMBLY, 90" X 36" (30+6) |
| | | 287811-06 | ALUMINUM PLATFORM ASSEMBLY, 90" X 42" (36+6) |
| | | 287811-07 | ALUMINUM PLATFORM ASSEMBLY, 90" X 48" (42+6) |
| | | 287232-04 | ALUMINUM PLATFORM ASSEMBLY, 90" X 42" (30+12) |
| | | 287232-05 | ALUMINUM PLATFORM ASSEMBLY, 90" X 48" (36+12) |
| | | 287811-09 | ALUMINUM PLATFORM ASSEMBLY, 96" X 36" (30+6) |
| | | 287811-10 | ALUMINUM PLATFORM ASSEMBLY, 96" X 42" (36+6) |
| | | 287811-11 | ALUMINUM PLATFORM ASSEMBLY, 96" X 48" (36+6) |
| | | 287232-04-401 | ALUMINUM PLATFORM ASSEMBLY, 90" X 42" (30+12) (MAX-GRIP KNURLED SURFACE) |
| | | 287232-05-401 | ALUMINUM PLATFORM ASSEMBLY, 90" X 48" (36+12) (MAX-GRIP KNURLED SURFACE) |
| | | 287232-07-401 | ALUMINUM PLATFORM ASSEMBLY, 96" X 42" (30+12) (MAX-GRIP KNURLED SURFACE) |
| 287232-08-401 | ALUMINUM PLATFORM ASSEMBLY, 96" X 48" (36+12) (MAX-GRIP KNURLED SURFACE) | | |
| 2 | 2 | 261837-02 | FLANGE BUSHING, 1" I.D. X 1-1/2" LG. |
| 3 | 2 | 261837-08 | FLANGE BUSHING, 1" I.D. X 3/4" LG. |
| 4 | 1 | 285579-01 | WEAR PLATE |
| 5 | 2 | 900061-5 | FLAT HEAD SOCKET SCREW, 3/8"-16 X 1-1/4" LG. |
| 6 | 1 | 287239-01 | STOP BRACKET |
| 7 | 2 | 903114-02 | HEX NUT, THIN (JAM) 3/8"-16 |
| 8 | 2 | 900711-05 | FLAT HEAD SOCKET SCREW, 1/4"-20 X 1" LG. |
| 9 | 1 | 287845-01 | WEAR PLATE |
| 10 | 2 | 903412-01 | FLAT WASHER, 1/4" |
| 11 | 2 | 903132-01 | NYLON NUT, THIN, 1/4"-20 |
| 12 | 1 | 900712-01 | FLAT HEAD SOCKET SCREW, 5/16"-18 X 1-1/2" LG. |
| 13 | 1 | 900712-02 | FLAT HEAD SOCKET SCREW, 5/16"-18 X 1" LG. |

ALUMINUM PLATFORM (1-PIECE, FIXED RAMP WITH DUAL TORSION BARS)

LAST UPDATED
SEPT 2014 to JUL 2018

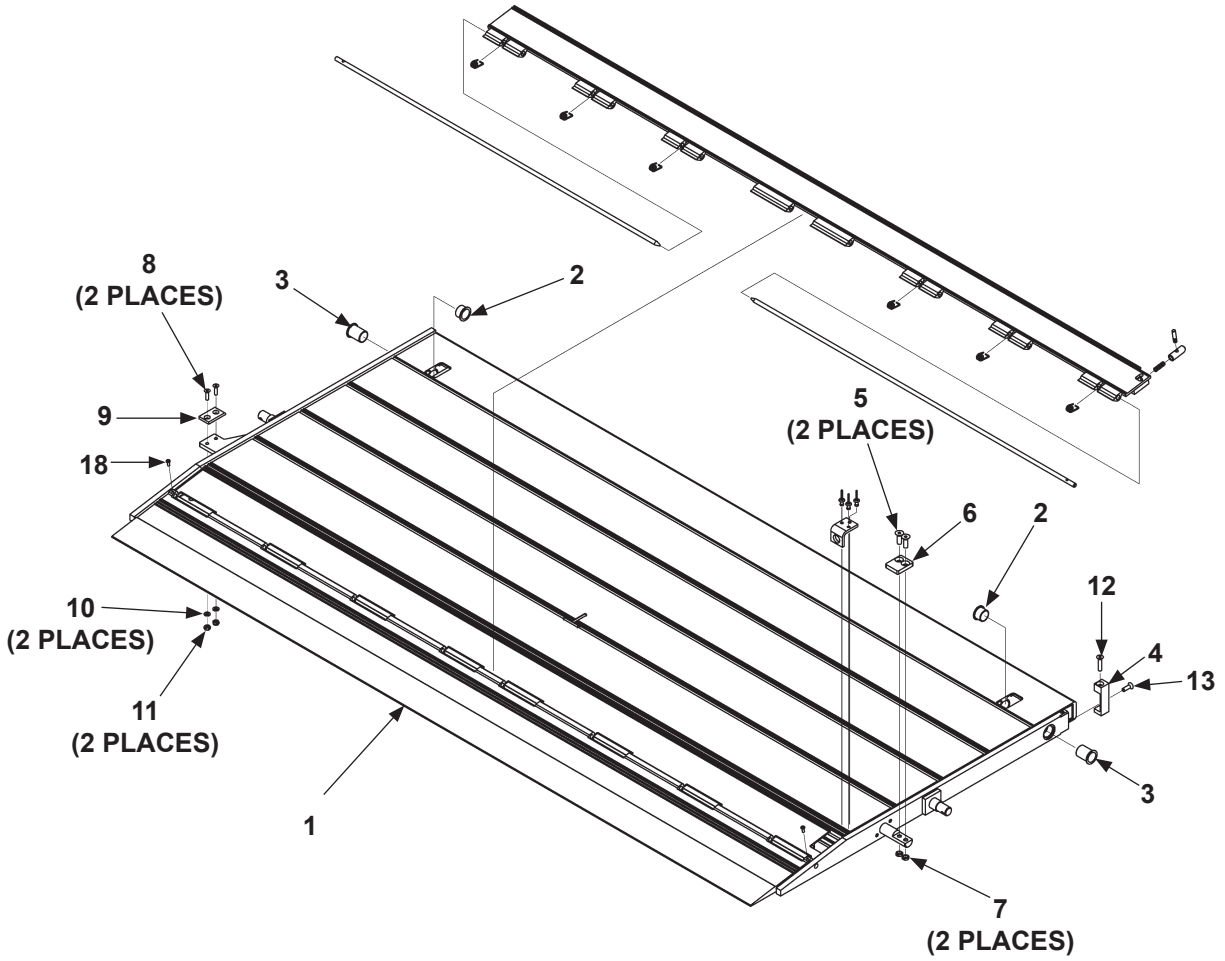


ALUMINUM PLATFORM (1-PIECE, FIXED RAMP WITH DUAL TORSION BARS)**LAST UPDATED
SEPT 2014 to JUL 2018**

| ITEM | QTY. | PART NO. | DESCRIPTION |
|-------------|-------------|-----------------|--|
| 1 | 1 | 289284-02 | ALUMINUM PLATFORM ASSEMBLY, 90" X 54" (48+6) |
| | | 289288-02 | ALUMINUM PLATFORM ASSEMBLY, 90" X 54" (42+12) |
| | | 287811-12 | ALUMINUM PLATFORM ASSEMBLY, 96" X 54" (48+6) |
| | | 287232-06-401 | ALUMINUM PLATFORM ASSEMBLY, 90" X 54" (42+12) (MAX-GRIP KNURLED SURFACE) |
| | | 287232-09-401 | ALUMINUM PLATFORM ASSEMBLY, 96" X 54" (42+12) (MAX-GRIP KNURLED SURFACE) |
| 2 | 2 | 261837-02 | FLANGE BUSHING, 1" I.D. X 1-1/2" LG. |
| 3 | 2 | 261837-08 | FLANGE BUSHING, 1" I.D. X 3/4" LG. |
| 4 | 1 | 285579-01 | WEAR PLATE |
| 5 | 2 | 900061-5 | FLAT HEAD SOCKET SCREW, 3/8"-16 X 1-1/4" LG. |
| 6 | 1 | 287239-01 | STOP BRACKET |
| 7 | 2 | 903114-02 | HEX NUT, THIN (JAM) 3/8"-16 |
| 8 | 2 | 900711-05 | FLAT HEAD SOCKET SCREW, 1/4"-20 X 1" LG. |
| 9 | 1 | 287845-01 | WEAR PLATE |
| 10 | 2 | 903412-01 | FLAT WASHER, 1/4" |
| 11 | 2 | 903132-01 | NYLON NUT, THIN, 1/4"-20 |
| 12 | 1 | 900712-01 | FLAT HEAD SOCKET SCREW, 5/16"-18 X 1-1/2" LG. |
| 13 | 1 | 900712-02 | FLAT HEAD SOCKET SCREW, 5/16"-18 X 1" LG. |

ALUMINUM PLATFORM (1-PIECE WITH SINGLE CART STOP)

LAST UPDATED
SEPT 2014 to JUL 2018



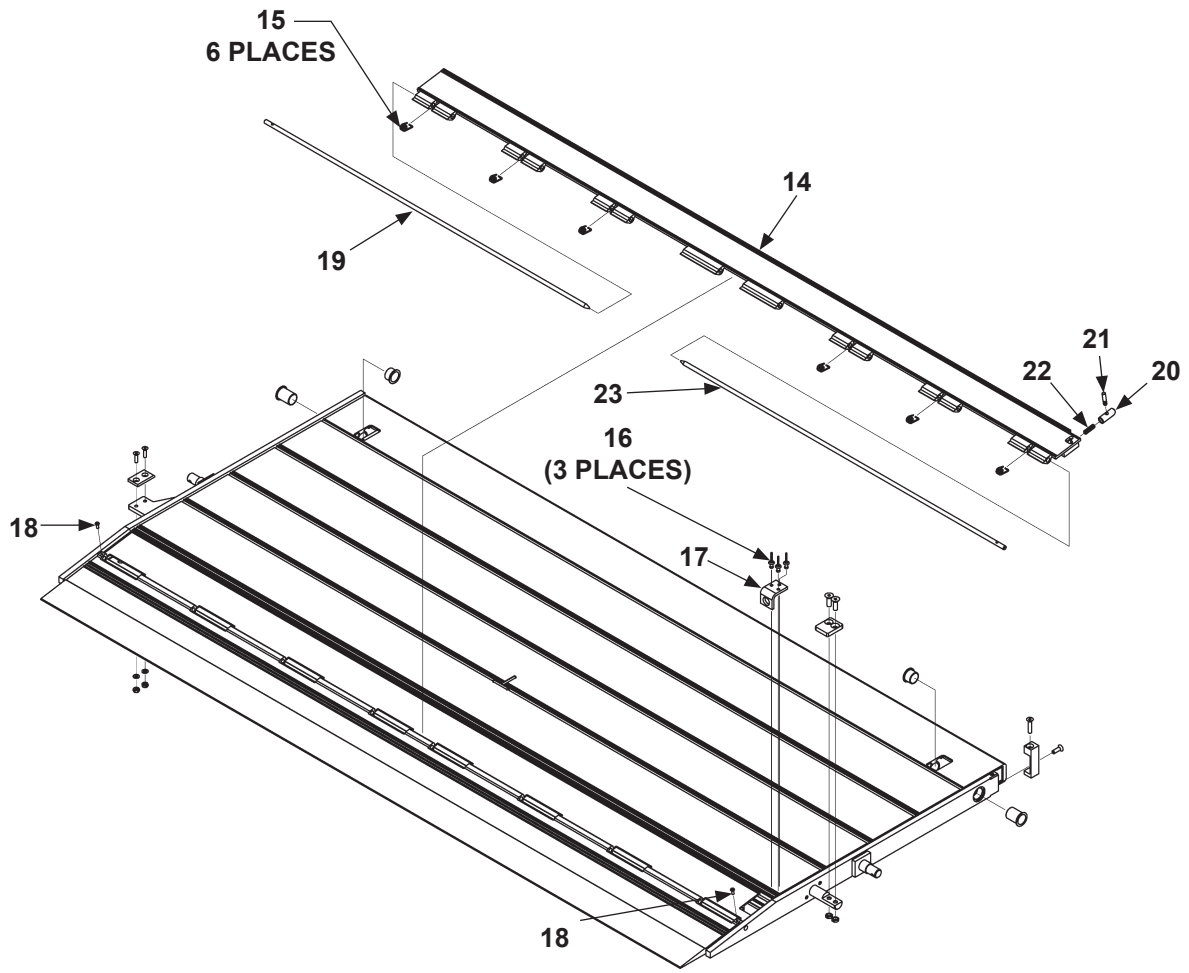
ALUMINUM PLATFORM (1-PIECE WITH SINGLE CART STOP)

LAST UPDATED
SEPT 2014 to JUL 2018

| ITEM | QTY. | DESCRIPTION | PART NO. | | | |
|-----------|------|--|-------------------|-------------------|-------------------|-------------------|
| | | | 36" DEEP PLATFORM | 42" DEEP PLATFORM | 48" DEEP PLATFORM | 54" DEEP PLATFORM |
| 1 | 1 | ALUMINUM PLATFORM ASSEMBLY, 90", SCS (SINGLE CART STOP), 6" RAMP | 287536-25 | 287536-26 | 287536-27 | 289286-04 |
| | | ALUMINUM PLATFORM ASSEMBLY, 90", SCS, 12" RAMP | | 287445-04 | 287445-05 | 289290-02 |
| | | ALUMINUM PLATFORM ASSEMBLY, 96", SCS, 6" RAMP, | 287536-29 | 287536-30 | 287536-31 | 287536-32 |
| | | ALUMINUM PLATFORM ASSEMBLY, 96", SCS, 12" RAMP, | | 287232-07 | 287232-08 | 287232-09 |
| | | ALUMINUM PLATFORM ASSEMBLY, 90", SCS, 6" RAMP (MAXGRIP KNURLED SURFACE) | 287536-25-401 | 287536-26-401 | 287536-27-401 | 289290-102 |
| | | ALUMINUM PLATFORM ASSEMBLY, 90", SCS, 12" RAMP (MAXGRIP KNURLED SURFACE) | | 287445-04-401 | 287445-05-401 | 287233-63-401 |
| | | ALUMINUM PLATFORM ASSEMBLY, 96", SCS, 6" RAMP (MAXGRIP KNURLED SURFACE) | 287536-29-401 | 287536-30-401 | 287536-31-401 | 287536-32-401 |
| | | ALUMINUM PLATFORM ASSEMBLY, 96", SCS, 12" RAMP (MAXGRIP KNURLED SURFACE) | | 287445-07-401 | 287445-08-401 | 287445-09-401 |
| 2 | 2 | FLANGE BUSHING, 1" I.D. X 1-1/2" LG. | 261837-02 | | | |
| 3 | 2 | FLANGE BUSHING, 1" I.D. X 3/4" LG | 261837-08 | | | |
| 4 | 1 | WEAR PLATE | 285579-01 | | | |
| 5 | 2 | FLAT HEAD SOCKET SCREW, 3/8"-16 X 1-1/4" LG. | 900061-5 | | | |
| 6 | 1 | STOP BRACKET | 287239-01 | | | |
| 7 | 2 | HEX NUT, THIN (JAM) 3/8"-16 | 903114-02 | | | |
| 8 | 2 | FLAT HEAD SOCKET SCREW, 1/4"-20 X 1" LG. | 900711-05 | | | |
| 9 | 1 | WEAR PLATE | 287845-01 | | | |
| 10 | 2 | FLAT WASHER, 1/4" | 903412-01 | | | |
| 11 | 2 | NYLON NUT, THIN, 1/4"-20 | 903132-01 | | | |
| 12 | 1 | FLAT HEAD SOCKET SCREW, 5/16"-18 X 1-1/2" LG. | 900712-01 | | | |
| 13 | 1 | FLAT HEAD SOCKET SCREW, 5/16"-18 X 1" LG. | 900712-02 | | | |

ALUMINUM PLATFORM (1-PIECE WITH SINGLE CART STOP) - Continued

LAST UPDATED
SEPT 2014 to JUL 2018



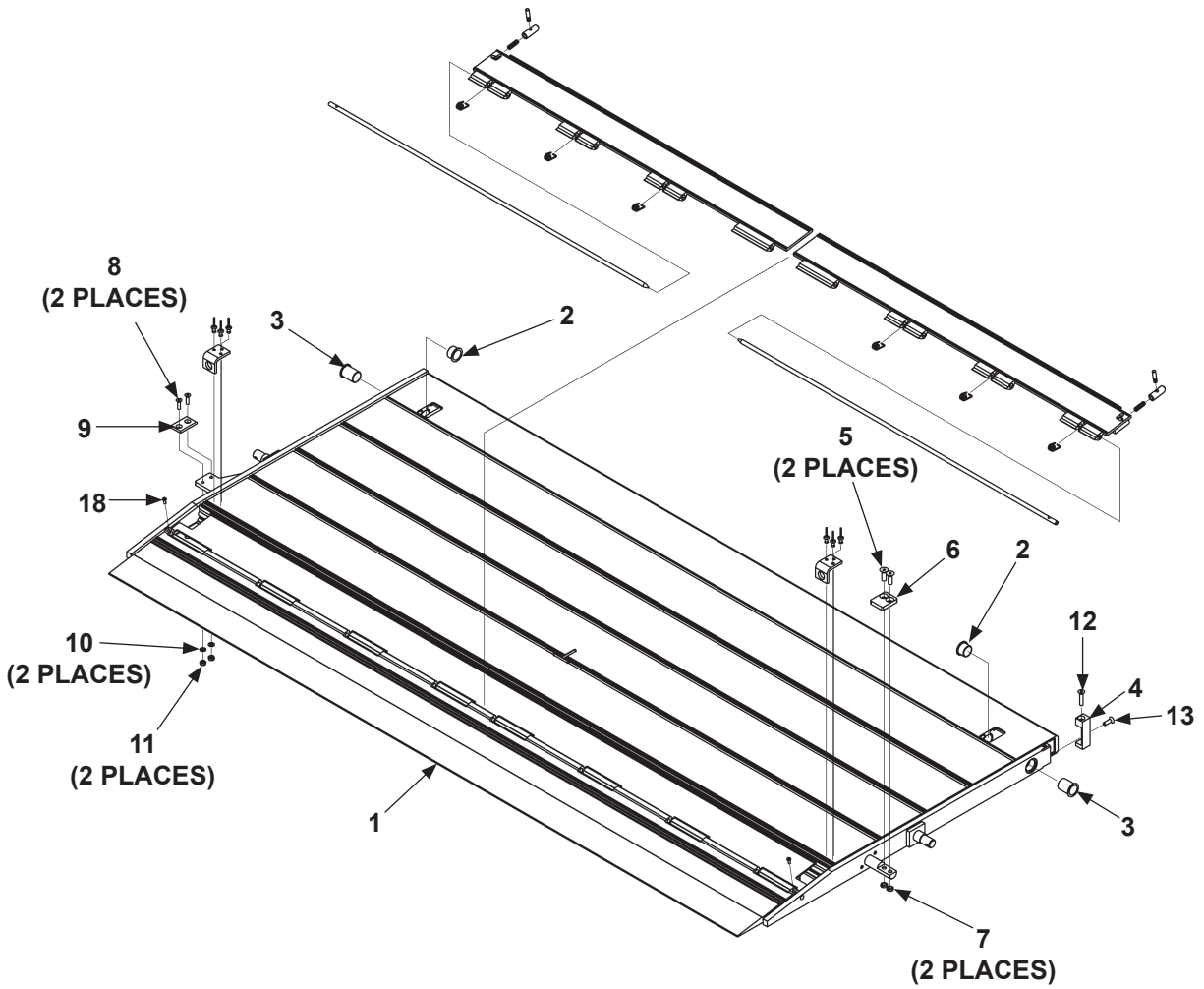
ALUMINUM PLATFORM (1-PIECE WITH SINGLE CART STOP) - Continued

**LAST UPDATED
SEPT 2014 to JUL 2018**

| ITEM | QTY. | DESCRIPTION | PART NO. | | | |
|------|------|--|-------------------|-------------------|-------------------|-------------------|
| | | | 36" DEEP PLATFORM | 42" DEEP PLATFORM | 48" DEEP PLATFORM | 54" DEEP PLATFORM |
| 14 | 1 | CART STOP WELDMENT, 88-3/16" LG. (90"W PLATFORM) | 287446-11 | | | |
| | | CART STOP WELDMENT, 94-3/16" LG. (96"W PLATFORM) | 287446-12 | | | |
| 15 | 6 | SPRING, CART STOP | 282729-01 | | | |
| 16 | 3 | RIVET, 1/4" X 3/8" LG. | 903715-04 | | | |
| 17 | 1 | CATCH BRACKET | 287226-01 | | | |
| 18 | 2 | SCREW, BUTTON, 10-24 X 1/2" LG. | 900722-03 | | | |
| 19 | 1 | PIN, CART STOP, 47-3/4" LG. | 287443-03 | | | |
| 20 | 1 | PLUNGER | 287224-01 | | | |
| 21 | 1 | SHOOT BOLT, 1-3/8" LG | 288636-01 | | | |
| 22 | 1 | SHOOT BOLT SPRING, 1-3/8" LG. | 283957-01 | | | |
| 23 | 1 | PIN, CART STOP, 44-3/4" LG. | 287443-02 | | | |

ALUMINUM PLATFORM (1-PIECE WITH DUAL CART STOPS)

LAST UPDATED
SEPT 2014 to JUL 2018



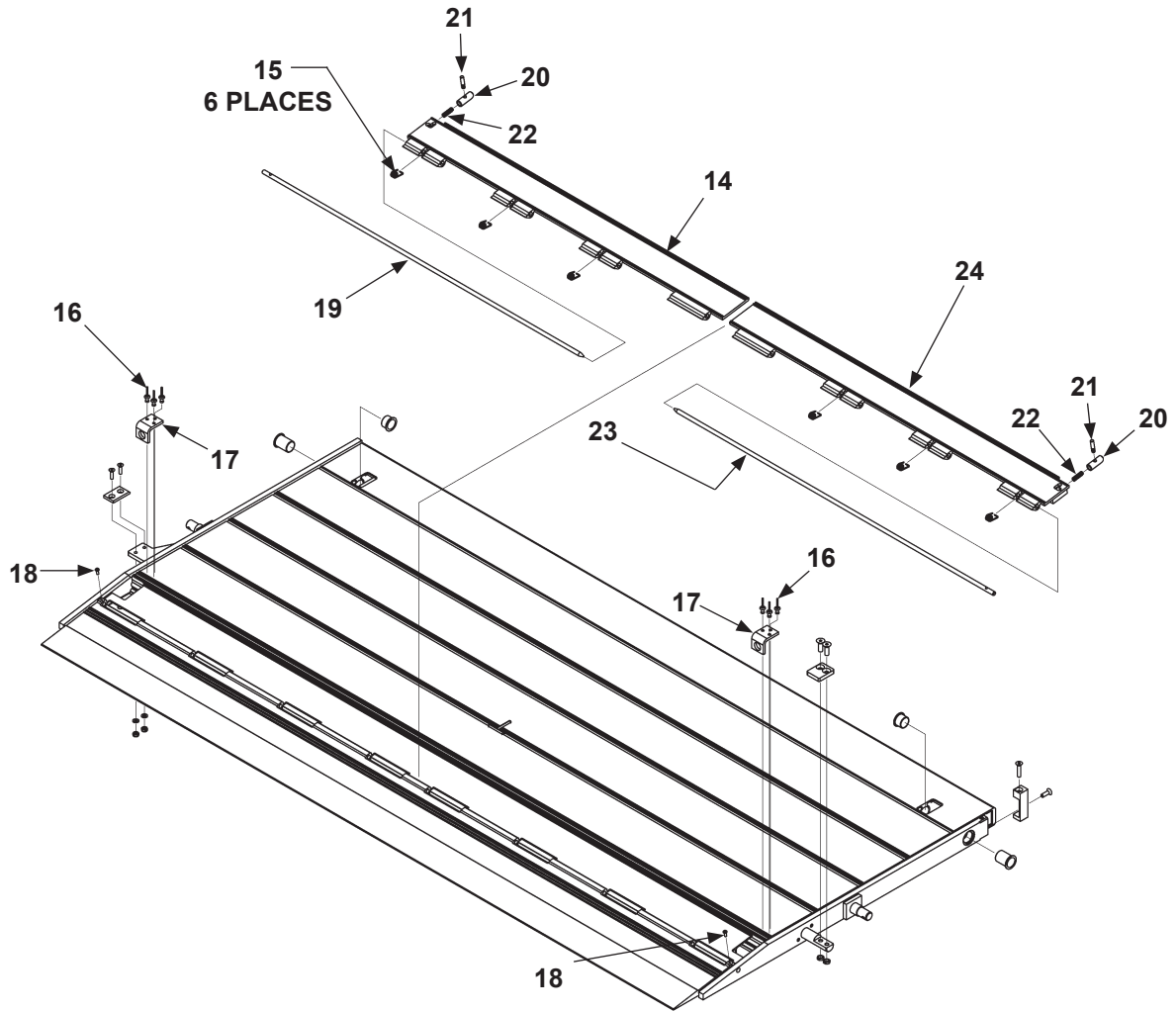
ALUMINUM PLATFORM (1-PIECE WITH DUAL CART STOPS)

LAST UPDATED
SEPT 2014 to JUL 2018

| ITEM | QTY. | DESCRIPTION | PART NO. | | | |
|------|------|--|-------------------|-------------------|-------------------|-------------------|
| | | | 36" DEEP PLATFORM | 42" DEEP PLATFORM | 48" DEEP PLATFORM | 54" DEEP PLATFORM |
| 1 | 1 | ALUMINUM PLATFORM ASSEMBLY, 90", DCS (DUAL CART STOP), 6" RAMP | 287536-05 | 287536-06 | 287536-07 | 289286-02 |
| | | ALUMINUM PLATFORM ASSEMBLY, 90", DCS, 12" RAMP | | 287445-13 | 287445-14 | 289290-04 |
| | | ALUMINUM PLATFORM ASSEMBLY, 96", DCS, 6" RAMP, | 287536-09 | 287536-10 | 287536-11 | 287536-12 |
| | | ALUMINUM PLATFORM ASSEMBLY, 96", DCS, 12" RAMP, | | 287445-16 | 287445-17 | 287445-18 |
| | | ALUMINUM PLATFORM ASSEMBLY, 90", DCS, 6" RAMP (MAXGRIP KNURLED SURFACE) | 287536-05-401 | 287536-06-401 | 287536-07-401 | 289286-102 |
| | | ALUMINUM PLATFORM ASSEMBLY, 90", DCS, 12" RAMP (MAXGRIP KNURLED SURFACE) | | 287445-13-401 | 287445-14-401 | 289290-104 |
| | | ALUMINUM PLATFORM ASSEMBLY, 96", DCS, 6" RAMP (MAXGRIP KNURLED SURFACE) | 287536-09-401 | 287536-10-401 | 287536-11-401 | 287536-12-401 |
| | | ALUMINUM PLATFORM ASSEMBLY, 96", DCS, 12" RAMP (MAXGRIP KNURLED SURFACE) | | 287445-16-401 | 287445-17-401 | 287445-18-401 |
| 2 | 2 | PLASTIC FLANGE BUSHING, 1" I.D. X 1-1/2" LG. | 261837-02 | | | |
| 3 | 2 | PLASTIC FLANGE BUSHING, 1" I.D. X 3/4" LG | 261837-08 | | | |
| 4 | 1 | WEAR PLATE | 285579-01 | | | |
| 5 | 2 | FLAT HEAD SOCKET SCREW, 3/8"-16 X 1-1/4" LG. | 900061-5 | | | |
| 6 | 1 | STOP BRACKET | 287239-01 | | | |
| 7 | 2 | HEX NUT, THIN (JAM) 3/8"-16 | 903114-02 | | | |
| 8 | 2 | FLAT HEAD SOCKET SCREW, 1/4"-20 X 1" LG. | 900711-05 | | | |
| 9 | 1 | WEAR PLATE | 287845-01 | | | |
| 10 | 2 | FLAT WASHER, 1/4" | 903412-01 | | | |
| 11 | 2 | NYLON NUT, THIN, 1/4"-20 | 903132-01 | | | |
| 12 | 1 | FLAT HEAD SOCKET SCREW, 5/16"-18 X 1-1/2" LG. | 900712-01 | | | |
| 13 | 1 | FLAT HEAD SOCKET SCREW, 5/16"-18 X 1" LG. | 900712-02 | | | |

ALUMINUM PLATFORM (1-PIECE WITH DUAL CART STOPS) - Continued

LAST UPDATED
SEPT 2014 to JUL 2018



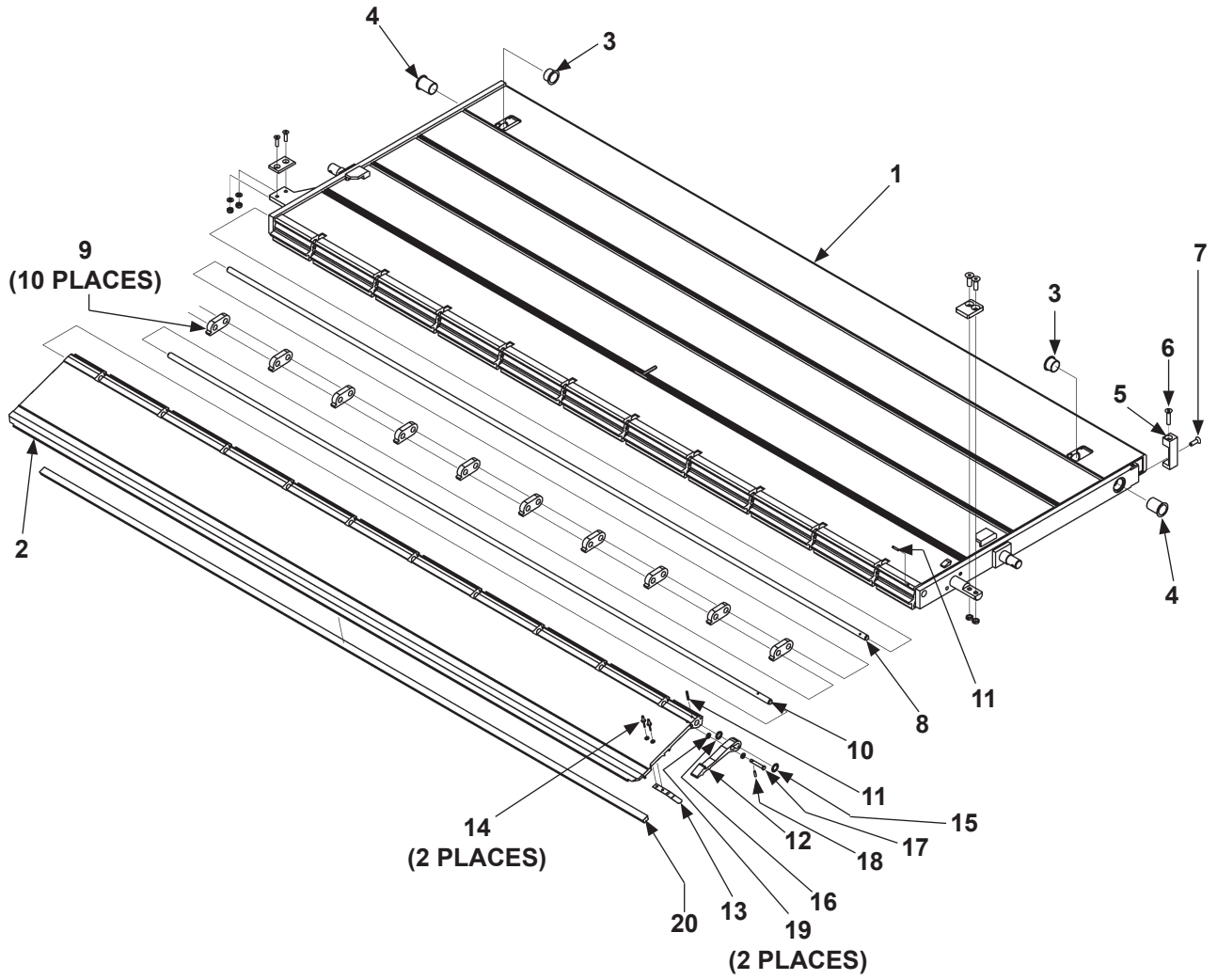
ALUMINUM PLATFORM (1-PIECE WITH DUAL CART STOPS) - Continued

**LAST UPDATED
SEPT 2014 to JUL 2018**

| ITEM | QTY. | DESCRIPTION | PART NO. | | | |
|------|------|---------------------------------|-------------------|-------------------|-------------------|-------------------|
| | | | 36" DEEP PLATFORM | 42" DEEP PLATFORM | 48" DEEP PLATFORM | 54" DEEP PLATFORM |
| 14 | 1 | CART STOP WELDMENT, 47" LG. | 287446-17 | | | |
| 15 | 6 | SPRING, CART STOP | 282729-01 | | | |
| 16 | 6 | RIVET, 1/4" X 3/8" LG. | 903715-04 | | | |
| 17 | 2 | CATCH BRACKET | 287226-01 | | | |
| 18 | 2 | SCREW, BUTTON, 10-24 X 1/2" LG. | 900722-03 | | | |
| 19 | 1 | PIN, CART STOP, 44-3/4" LG. | 287443-02 | | | |
| 20 | 1 | PLUNGER | 287224-01 | | | |
| 21 | 1 | SHOOT BOLT, 1-3/8" LG | 288636-01 | | | |
| 22 | 1 | SHOOT BOLT SPRING, 1-3/8" LG. | 283957-01 | | | |
| 23 | 1 | PIN, CART STOP, 44-3/4" LG. | 287443-02 | | | |
| 24 | 1 | CART STOP WELDMENT, RH, 47" LG. | 287446-18 | | | |

ALUMINUM PLATFORM (1-PIECE WITH ALUMINUM RETENTION RAMP)

LAST UPDATED
SEPT 2014 to JUL 2018



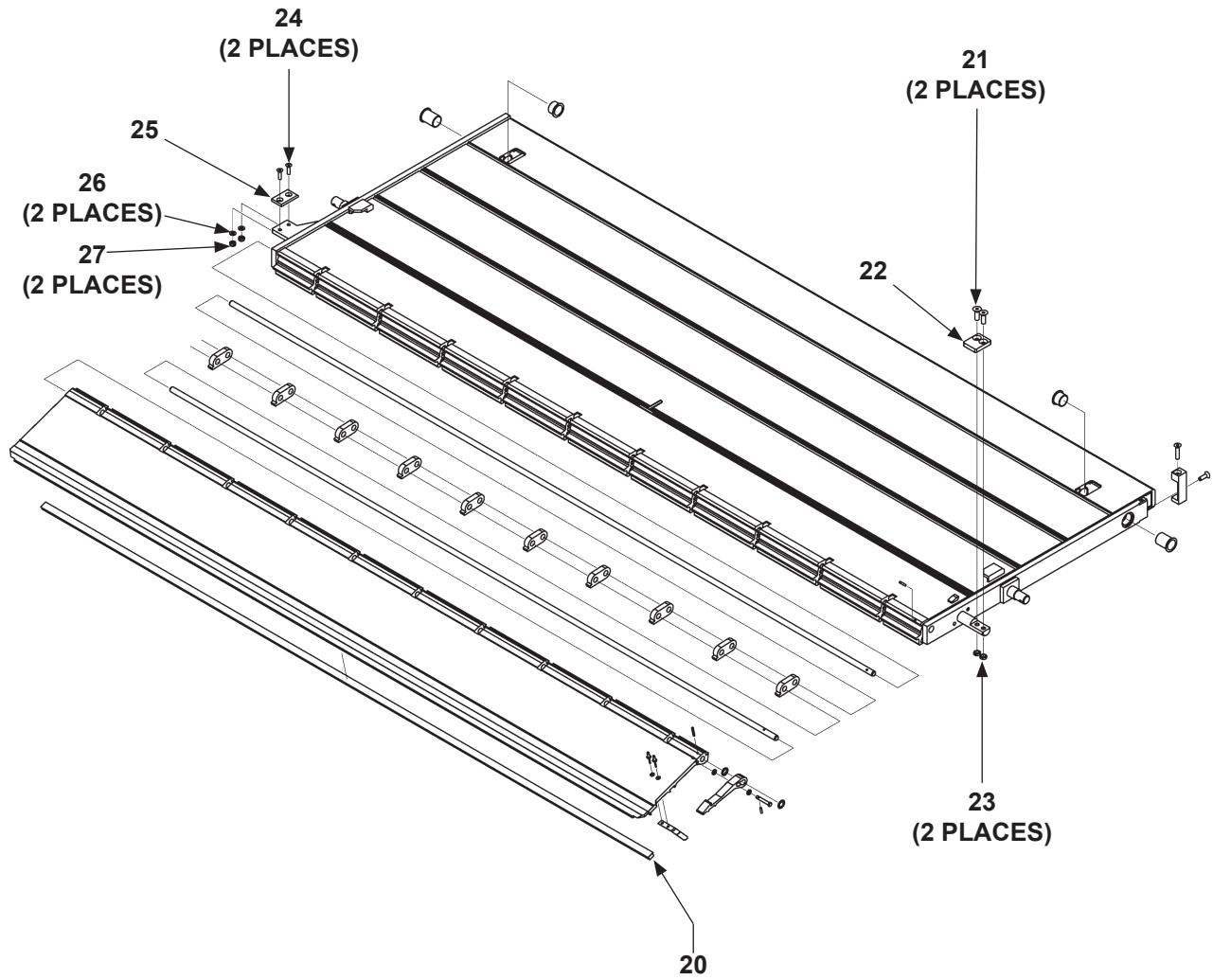
ALUMINUM PLATFORM (1-PIECE WITH ALUMINUM RETENTION RAMP)

LAST UPDATED
SEPT 2014 to JUL 2018

| ITEM | QTY. | DESCRIPTION | PART NO. | | | |
|------|------|---|-------------------|-------------------|-------------------|-------------------|
| | | | 30" DEEP PLATFORM | 36" DEEP PLATFORM | 42" DEEP PLATFORM | 48" DEEP PLATFORM |
| 1 | 1 | ALUMINUM PLATFORM ASSEMBLY, 90", ARR 9" | 287816-05 | 287816-06 | 287816-07 | 289292-02 |
| | | ALUMINUM PLATFORM ASSEMBLY, 96", ARR 9" | 287816-09 | 287816-10 | 287816-11 | 287816-12 |
| | | ALUMINUM PLATFORM ASSEMBLY, 90", ARR 9" (MAXGRIP KNURLED SURFACE) | 287816-05-401 | 287816-06-401 | 287816-07-401 | 289292-02-401 |
| | | ALUMINUM PLATFORM ASSEMBLY, 96", ARR 9" (MAXGRIP KNURLED SURFACE) | 287816-09-401 | 287816-10-401 | 287816-11-401 | 287816-12-401 |
| 2 | 1 | PLATFORM RAMP, 87-1/8" LG. | 267041-14 | | | |
| | | PLATFORM RAMP, 93-1/8" LG. | 267041-15 | | | |
| 3 | 2 | PLASTIC FLANGE BUSHING, 1" I.D. X 3/4" LG. | 261837-02 | | | |
| 4 | 2 | PLASTIC FLANGE BUSHING, 1" I.D. X 3/4" LG. | 261837-08 | | | |
| 5 | 1 | WEAR PLATE | 285579-01 | | | |
| 6 | 2 | FLAT HEAD SOCKET SCREW, 3/8"-16 X 1-1/4" LG. | 900061-5 | | | |
| 7 | 1 | FLUSH SOCKET SCREW, 5/16"-18 X 1" LG. | 900712-02 | | | |
| 8 | 1 | HINGE ROD, 1/2" DIA X 83-5/16" LG. | 267045-19 | | | |
| 9 | 10 | FLIPOVER RAMP HINGE, 1/2" LG. | 311022-10 | | | |
| 10 | 1 | HINGE ROD, 1/2" DIA X 83-1/2" LG. | 267045-18 | | | |
| 11 | 2 | ROLL PIN, 5/32" X 1" LG. | 905007-07 | | | |
| 12 | 1 | RETENTION RAMP HOOK | 311038-11 | | | |
| 13 | 1 | RETENTION RAMP HOOK SPRING | 267326-01 | | | |
| 14 | 2 | RIVET, 3/16" X 7/16" LG. | 904005-1 | | | |
| 15 | 1 | RETAINING RING, SELF-LOCKING, 1/2" | 903420-01 | | | |
| 16 | 1 | NYLON WASHER, 1/2" I.D. X 1/16" THICK | 903413-02 | | | |
| 17 | 1 | CLEVIS PIN, 1/4" X 1-5/8" LG. | 283951-01 | | | |
| 18 | 1 | ROLL PIN, 5/32" X 5/8" LG. | 905007-03 | | | |
| 19 | 2 | NYLON WASHER, 1/4" I.D. X 5/8" THICK | 903421-02 | | | |

ALUMINUM PLATFORM (1-PIECE WITH ALUMINUM RETENTION RAMP) - Continued

LAST UPDATED
SEPT 2014 to JUL 2018



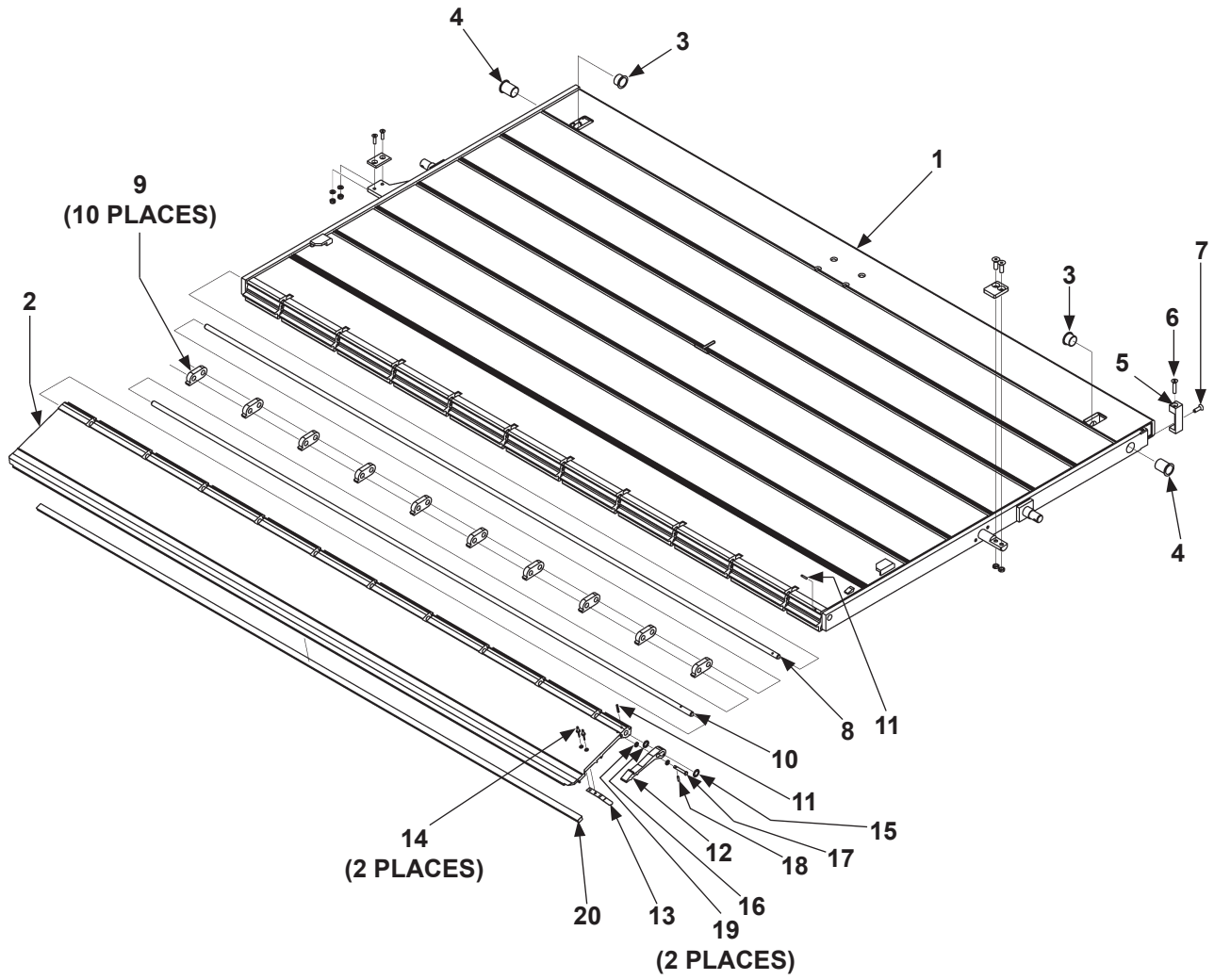
ALUMINUM PLATFORM (1-PIECE WITH ALUMINUM RETENTION RAMP) - Continued

**LAST UPDATED
SEPT 2014 to JUL 2018**

| ITEM | QTY. | DESCRIPTION | PART NO. | | | |
|------|------|--|-------------------|-------------------|-------------------|-------------------|
| | | | 30" DEEP PLATFORM | 36" DEEP PLATFORM | 42" DEEP PLATFORM | 48" DEEP PLATFORM |
| 20 | 1 | BUMPER EXTRUSION, 9/16" X 3/8" X 83-3/4" LG. | 905318-09 | | | |
| | | BUMPER EXTRUSION, 9/16" X 1/4" X 89-3/4" LG. | 905318-10 | | | |
| 21 | 2 | FLAT HEAD SOCKET SCREW, 3/8"-16 X 1-1/4" LG. | 900061-5 | | | |
| 22 | 1 | STOP BRACKET | 287239-01 | | | |
| 23 | 2 | HEX NUT, THIN (JAM) 3/8"-16 | 903114-02 | | | |
| 24 | 2 | FLAT HEAD SOCKET SCREW, 1/4"-20 X 1" LG. | 900711-05 | | | |
| 25 | 1 | CATCH BRACKET | 287226-01 | | | |
| 26 | 2 | FLAT WASHER, 1/4" | 903412-01 | | | |
| 27 | 2 | NYLON NUT, THIN, 1/4"-20 | 903132-01 | | | |

ALUMINUM PLATFORM (1-PIECE WITH ALUMINUM RETENTION RAMP)- Continued

LAST UPDATED
SEPT 2014 to JUL 2018



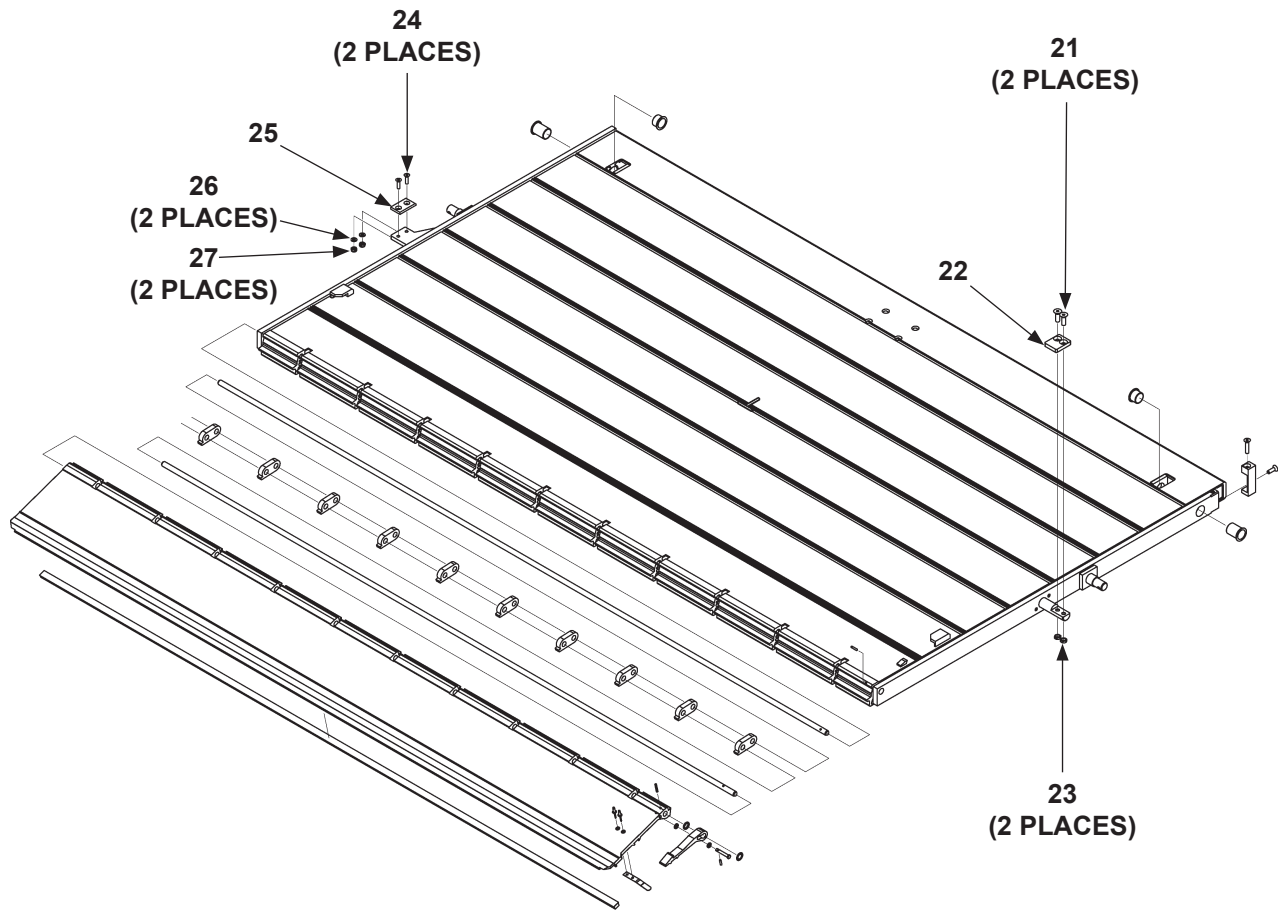
ALUMINUM PLATFORM (1-PIECE WITH ALUMINUM RETENTION RAMP)- Continued

**LAST UPDATED
SEPT 2014 to JUL 2018**

| ITEM | QTY. | DESCRIPTION | PART NO. | | | |
|------|------|--|-------------------|-------------------|-------------------|-------------------|
| | | | 54" DEEP PLATFORM | 60" DEEP PLATFORM | 66" DEEP PLATFORM | 72" DEEP PLATFORM |
| 1 | 1 | ALUMINUM PLATFORM ASSEMBLY, 90", ARR 9" | 287220-29 | 287220-30 | 287220-31 | 287220-32 |
| | | ALUMINUM PLATFORM ASSEMBLY, 96", ARR 9" | 287220-33 | 287220-34 | 287220-35 | 287220-36 |
| 2 | 1 | PLATFORM RAMP, 84-1/2" LG. | 267041-26 | | | |
| | | PLATFORM RAMP, 90-1/2" LG. | 267041-27 | | | |
| 3 | 2 | PLASTIC FLANGE BUSHING, 1" I.D. X 3/4" LG. | 261837-02 | | | |
| 4 | 2 | PLASTIC FLANGE BUSHING, 1" I.D. X 3/4" LG. | 261837-08 | | | |
| 5 | 1 | WEAR PLATE | 287845-01 | | | |
| 6 | 2 | FLAT HEAD SOCKET SCREW, 3/8"-16 X 1-1/4" LG. | 900061-5 | | | |
| 7 | 1 | FLUSH SOCKET SCREW, 5/16"-18 X 1" LG. | 900712-02 | | | |
| 8 | 1 | HINGE ROD, 1/2" DIA X 83-5/16" LG. | 267045-19 | | | |
| 9 | 10 | FLIPOVER RAMP HINGE, 1/2" LG. | 311022-10 | | | |
| 10 | 1 | HINGE ROD, 1/2" DIA X 83-1/2" LG. | 267045-18 | | | |
| 11 | 2 | ROLL PIN, 5/32" X 1" LG. | 905007-07 | | | |
| 12 | 1 | RETENTION RAMP HOOK | 311038-11 | | | |
| 13 | 1 | RETENTION RAMP HOOK SPRING | 267326-01 | | | |
| 14 | 2 | RIVET, 3/16" X 7/16" LG. | 904005-1 | | | |
| 15 | 1 | RETAINING RING, SELF-LOCKING, 1/2" | 903420-01 | | | |
| 16 | 1 | NYLON WASHER, 1/2" I.D. X 1/16" THICK | 903413-02 | | | |
| 17 | 1 | CLEVIS PIN, 1/4" X 1-5/8" LG. | 283951-01 | | | |
| 18 | 1 | ROLL PIN, 5/32" X 5/8" LG. | 905007-03 | | | |
| 19 | 2 | NYLON WASHER, 1/4" I.D. X 5/8" THICK | 903421-02 | | | |
| 20 | 1 | BUMPER EXTRUSION, 9/16" X 3/8" X 81-3/8" LG. | 905318-18 | | | |
| | | BUMPER EXTRUSION, 9/16" X 3/8" X 87-3/8" LG. | 905318-19 | | | |

ALUMINUM PLATFORM (1-PIECE WITH ALUMINUM RETENTION RAMP) - Continued

LAST UPDATED
SEPT 2014 to JUL 2018

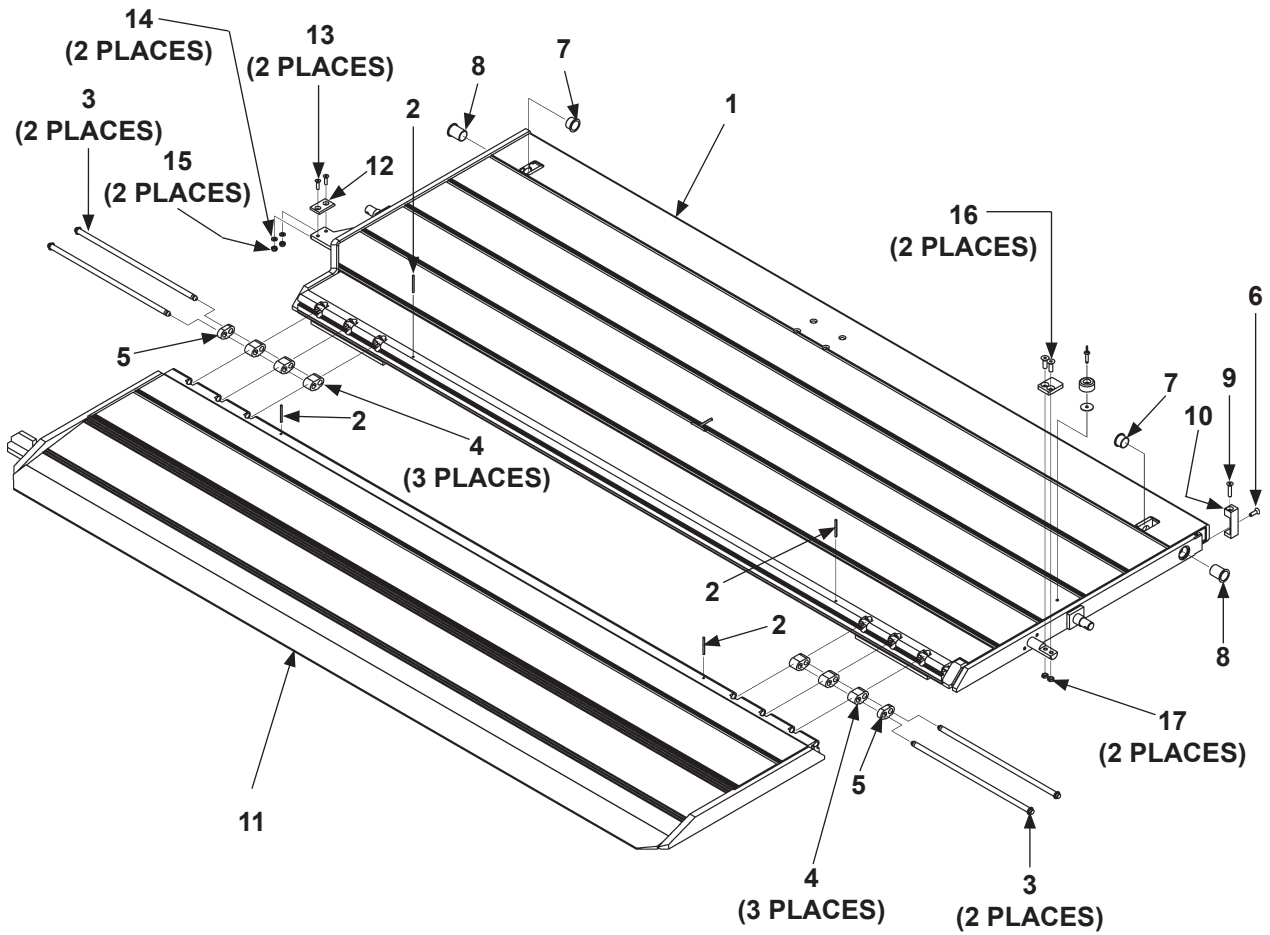


ALUMINUM PLATFORM (1-PIECE WITH ALUMINUM RETENTION RAMP) - Continued**LAST UPDATED
SEPT 2014 to JUL 2018**

| ITEM | QTY. | DESCRIPTION | PART NO. | | | |
|------|------|--|-------------------|-------------------|-------------------|-------------------|
| | | | 54" DEEP PLATFORM | 60" DEEP PLATFORM | 66" DEEP PLATFORM | 72" DEEP PLATFORM |
| 21 | 2 | FLAT HEAD SOCKET SCREW, 3/8"-16 X 1-1/4" LG. | 900061-5 | | | |
| 22 | 1 | STOP BRACKET | 287239-01 | | | |
| 23 | 2 | HEX NUT, THIN (JAM) 3/8"-16 | 903114-02 | | | |
| 24 | 2 | FLAT HEAD SOCKET SCREW, 1/4"-20 X 1" LG. | 900711-05 | | | |
| 25 | 1 | CATCH BRACKET | 287226-01 | | | |
| 26 | 2 | FLAT WASHER, 1/4" | 903412-01 | | | |
| 27 | 2 | NYLON NUT, THIN, 1/4"-20 | 903132-01 | | | |

PLATFORM & FLIPOVER ASSEMBLY

LAST UPDATED
SEPT 2014 to JUL 2018



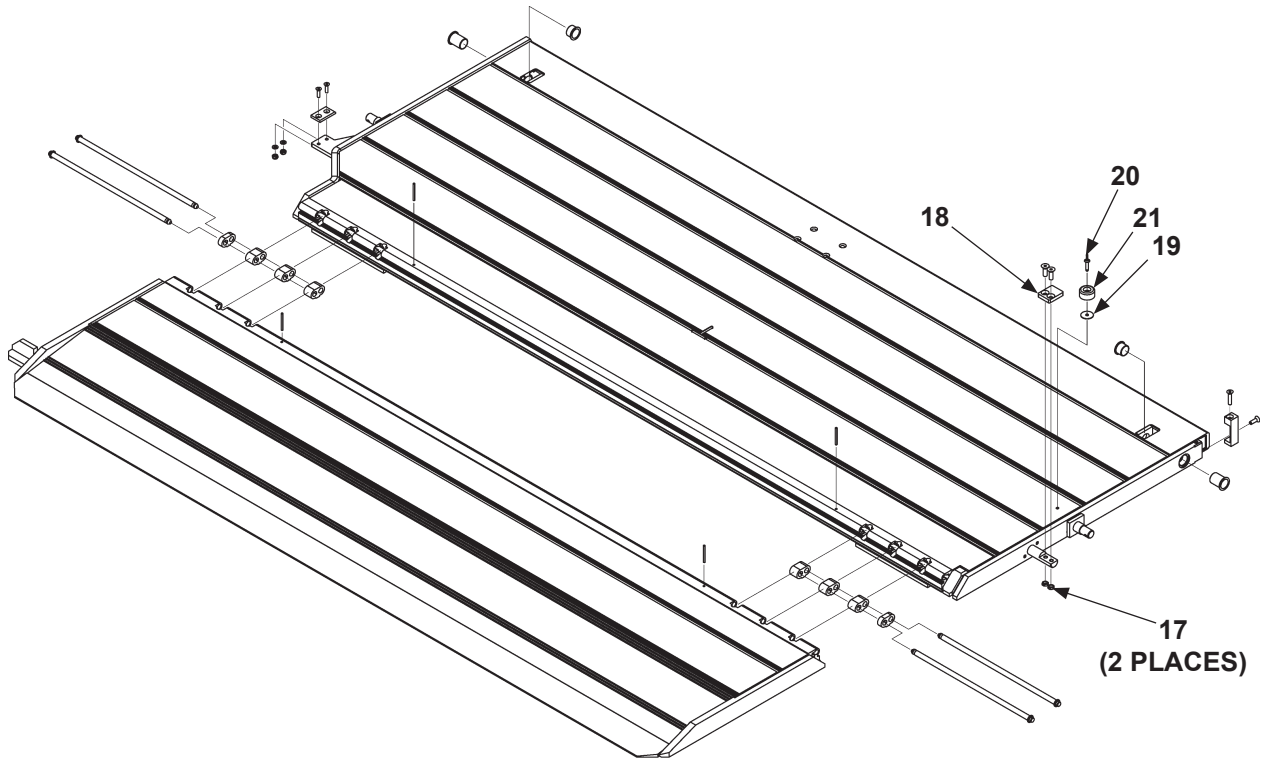
PLATFORM & FLIPOVER ASSEMBLY

LAST UPDATED
SEPT 2014 to JUL 2018

| ITEM | QTY. | DESCRIPTION | PART NO. | | | |
|------|------|---|------------------------|------------------------|-----------------------|-----------------------|
| | | | 42" DEEP (30+12+12) | 48" DEEP (36+12+12) | 48" DEEP (30+18+6) | 54" DEEP (36+18+6) |
| 1 | 1 | ALUMINUM PLATFORM & FLIPOVER ASSEMBLY, 86" | 287450-35 | 287450-34 | 287537-35 | 287537-34 |
| | | ALUMINUM PLATFORM & FLIPOVER ASSEMBLY, 92" | 287450-37 | 287450-36 | 287537-37 | 287537-36 |
| | | ALUMINUM PLATFORM & FLIPOVER ASSEMBLY, 86" (MAXGRIP KNURLED SURFACE) | 287450-35-401 | 287450-34-401 | 287537-35-401 | 287537-34-401 |
| | | ALUMINUM PLATFORM & FLIPOVER ASSEMBLY, 92" (MAXGRIP KNURLED SURFACE) | 287450-37-401 | 287450-36-401 | 287537-37-401 | 287537-36-401 |
| 2 | 4 | ROLL PIN, 3/16" I.D. X 2" LG. | 904719-17 | | | |
| 3 | 4 | HINGE PIN, 16-3/4" | 285963-02 | | | |
| 4 | 6 | LINK SPACER, 1" LG. | 311046-10 | | | |
| 5 | 2 | LINK SPACER, 1/2" LG | 311046-11 | | | |
| 6 | 1 | SOCKET SCREW, FLAT, 5/16"-18 X 1" LG. | 900712-02 | | | |
| 7 | 2 | FLANGE BUSHING, PLASTIC, 1" I.D. X 3/4" LG. | 261837-02 | | | |
| 8 | 2 | FLANGE BUSHING, PLASTIC, 1" I.D. X 1-1/2" LG. | 261837-08 | | | |
| 9 | 1 | SOCKET SCREW, FLAT, 5/16"-18 X 1-1/2" LG | 900712-01 | | | |
| 10 | 1 | WEAR PLATE | 285579-01 | | | |
| 11 | 1 | FLIPOVER WELDMENT, 85-1/8" X 24" (12+12) | 287448-26 | | | |
| | | FLIPOVER WELDMENT, 91-1/8" X 24" (12+12) | 287448-27 | | | |
| | | FLIPOVER WELDMENT, 85-1/8" X 24" (18+6) | 287540-26 | | | |
| | | FLIPOVER WELDMENT, 91-1/8" X 24" (18+6) | 287540-27 | | | |
| 12 | 1 | CATCH BRACKET | 287226-01 | | | |
| 13 | 2 | FLAT HEAD SOCKET SCREW, 1/4"-20 X 1" LG. | 900711-05 | | | |
| 14 | 2 | FLAT WASHER, 1/4" | 903412-01 | | | |
| 15 | 2 | LOCK NUT, 1/4"-20, THIN, NYLON | 903132-01 | | | |
| 16 | 2 | FLAT HEAD SOCKET SCREW, 3/8"-16 X 1-1/4" LG. | 900061-5 | | | |

PLATFORM & FLIPOVER ASSEMBLY - Continued

LAST UPDATED
SEPT 2014 to JUL 2018



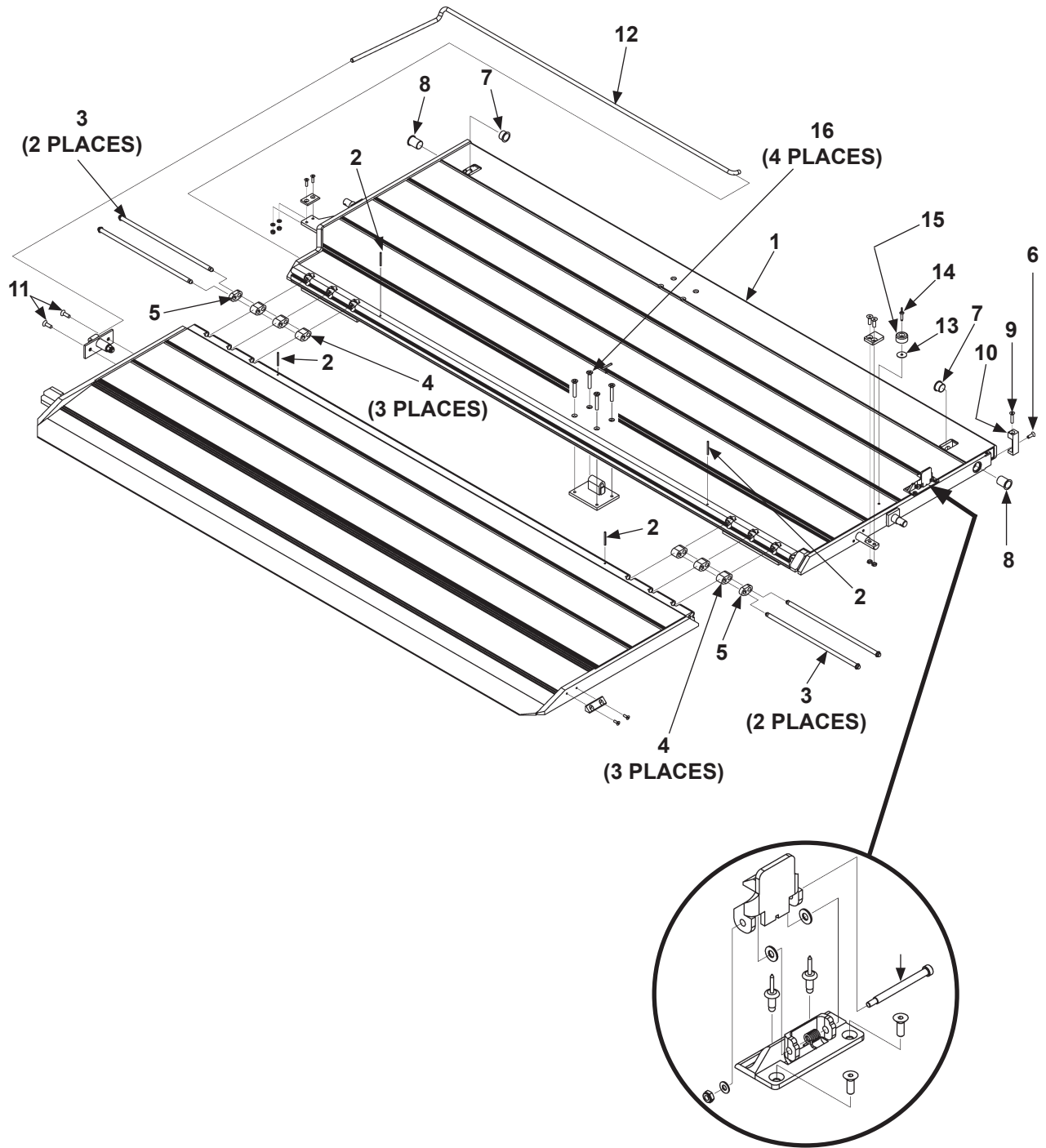
PLATFORM & FLIPOVER ASSEMBLY - Continued

**LAST UPDATED
SEPT 2014 to JUL 2018**

| ITEM | QTY. | DESCRIPTION | PART NO. | | | |
|------|------|---|------------------------|------------------------|-----------------------|-----------------------|
| | | | 42" DEEP (30+12+12) | 48" DEEP (36+12+12) | 48" DEEP (30+18+6) | 54" DEEP (36+18+6) |
| 17 | 1 | FENDER WASHER, 9/32" I.D. X 1-1/4" O.D | 903409-07 | | | |
| 18 | 1 | STOP BRACKET | 287239-01 | | | |
| 19 | 1 | FENDER WASHER, 9/32" I.D. X 1-1/4" O.D | 903409-07 | | | |
| 20 | 1 | RIVET, 1/4" I.D. X 1-7/32" LG. | 903705-06 | | | |
| 21 | 1 | BUMPER CYLINDER W/WASHER, 1-1/2" I.D. X 3/4" LG. | 905314-05 | | | |

PLATFORM & FLIPOVER ASSEMBLY (TORSION BAR)

LAST UPDATED
SEPT 2014 to JUL 2018



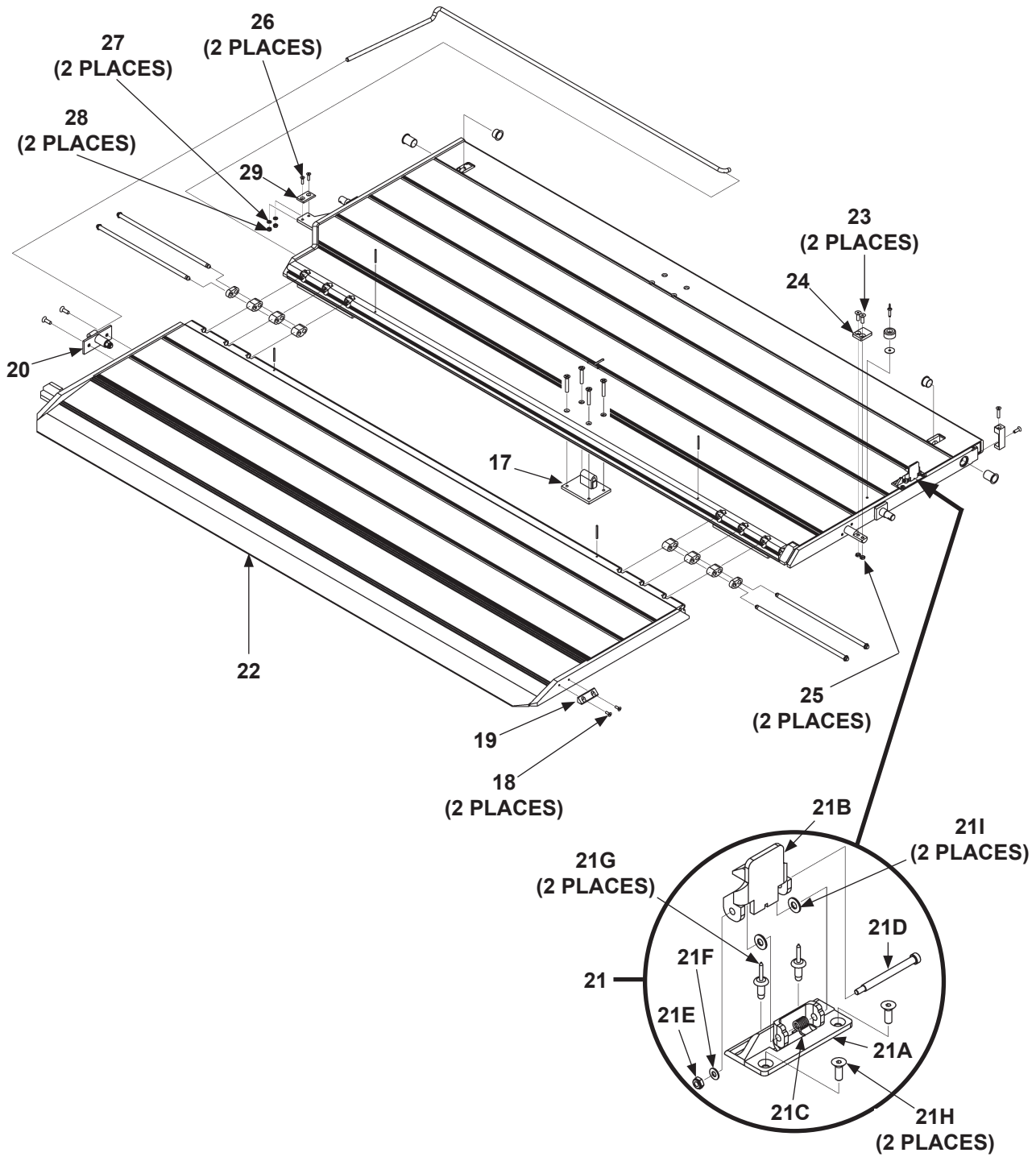
PLATFORM & FLIPOVER ASSEMBLY (TORSION BAR)

LAST UPDATED
SEPT 2014 to JUL 2018

| ITEM | QTY. | DESCRIPTION | PART NO. | | | |
|------|------|---|------------------------|------------------------|-----------------------|-----------------------|
| | | | 54" DEEP (36+18+12) | 63" DEEP (39+24+12) | 60" DEEP (36+24+6) | 69" DEEP (39+30+6) |
| 1 | 1 | ALUMINUM PLATFORM & FLIPOVER ASSEMBLY, 86" | 287450-15 | 287450-01 | 287537-15 | 287537-01 |
| | | ALUMINUM PLATFORM & FLIPOVER ASSEMBLY, 86" (MAXGRIP KNURLED SURFACE) | 287450-15-401 | 287450-01-401 | 287537-15-401 | 287537-01-401 |
| 2 | 4 | ROLL PIN, 3/16" I.D. X 2" LG. | 904719-17 | | | |
| 3 | 4 | HINGE PIN, 16-3/4" | 285963-02 | | | |
| 4 | 6 | LINK SPACER, 1" LG. | 311046-10 | | | |
| 5 | 2 | LINK SPACER, 1/2" LG | 311046-11 | | | |
| 6 | 1 | SOCKET SCREW, FLAT, 5/16"-18 X 1" LG. | 900712-02 | | | |
| 7 | 2 | FLANGE BUSHING, PLASTIC, 1" I.D. X 3/4" LG. | 261837-02 | | | |
| 8 | 2 | FLANGE BUSHING, PLASTIC, 1" I.D. X 1-1/2" LG. | 261837-08 | | | |
| 9 | 1 | SOCKET SCREW, FLAT, 5/16"-18 X 1-1/2" LG. | 900712-01 | | | |
| 10 | 1 | WEAR PLATE | 285579-01 | | | |
| 11 | 2 | SOCKET SCREW, FLAT, 3/8"-16 X 1-1/4" LG. | 900061-5 | | | |
| 12 | 1 | TORSION BAR | 285765-01 | | | |
| 13 | 1 | FENDER WASHER, 9/32" I.D. X 1-1/4" O.D. | 903409-07 | | | |
| 14 | 1 | RIVET, 1/4" I.D. X 1-7/32" LG. | 903705-06 | | | |
| 15 | 1 | BUMPER CYLINDER W/WASHER, 1-1/2" I.D. X 3/4" LG. | 905314-05 | | | |
| 16 | 4 | SOCKET SCREW, FLAT, 1/4"-20 X 3/4" LG. | 900061-10 | | | |

PLATFORM & FLIPOVER ASSEMBLY (WITH TORSION BAR) - Continued

LAST UPDATED
SEPT 2014 to JUL 2018



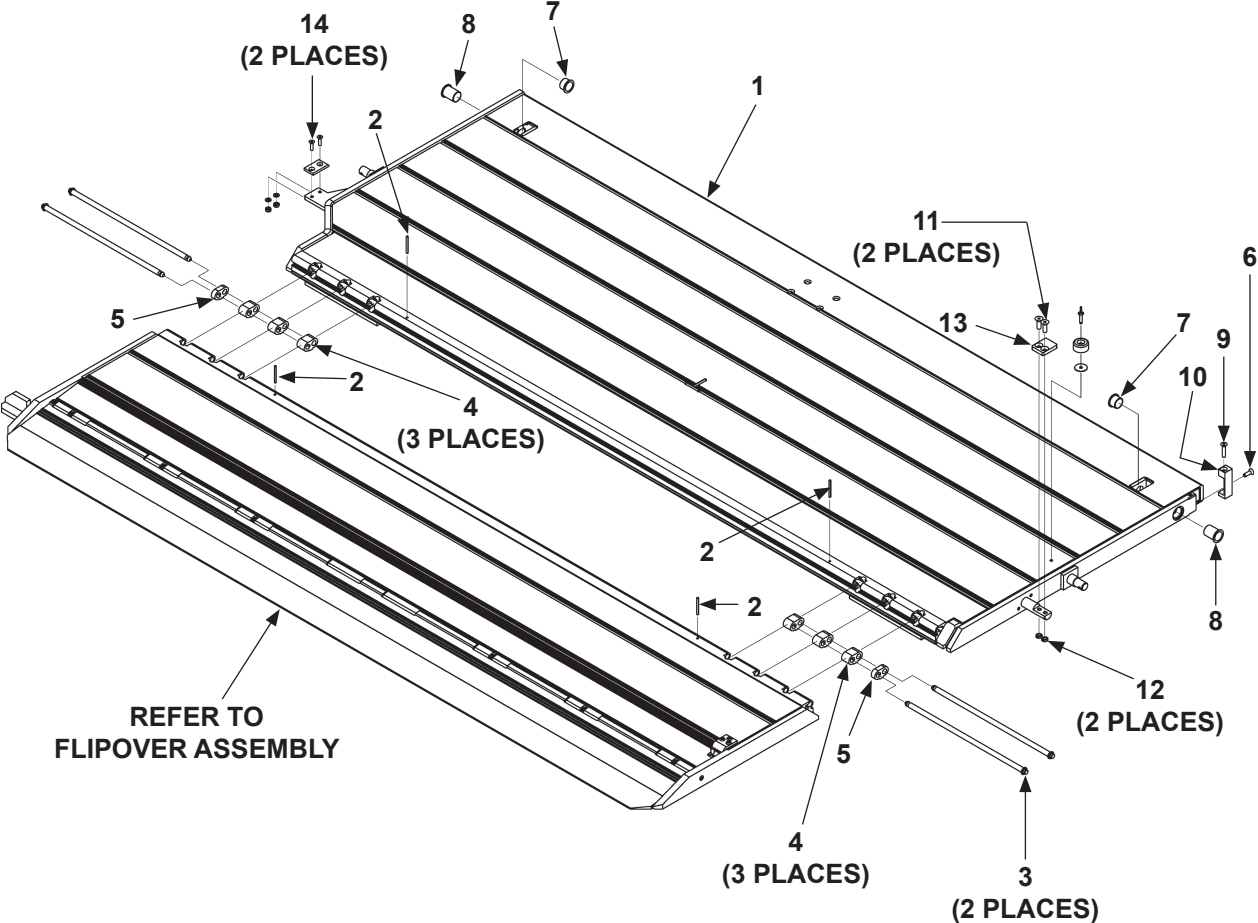
PLATFORM & FLIPOVER ASSEMBLY (WITH TORSION BAR) - Continued

**LAST UPDATED
SEPT 2014 to JUL 2018**

| ITEM | QTY. | DESCRIPTION | PART NO. | | | |
|------|------|--|------------------------|------------------------|-----------------------|-----------------------|
| | | | 54" DEEP (36+18+12) | 63" DEEP (39+24+12) | 60" DEEP (36+24+6) | 69" DEEP (39+30+6) |
| 17 | 1 | TORSION BAR HOLDER WELDMENT | 285728-01 | | | |
| 18 | 2 | SOCKET SCREW, FLAT, 1/4"-20 X 3/4" LG. | 900711-03 | | | |
| 19 | 1 | FLIPOVER LOCK BAR | 285877-01 | | | |
| 20 | 1 | TORSION BAR BRACKET ASSEMBLY | 285595-01 | | | |
| 21 | 1 | LATCH ASSEMBLY (PLATFORM & FLIPOVER) | 285882-01 | | | |
| 21A | 1 | LATCH SUPPORT WELDMENT | 287241-01 | | | |
| 21B | 1 | LOCK BAR WELDMENT | 285881-01 | | | |
| 21C | 1 | TORSION SPRING | 282883-01 | | | |
| 21D | 1 | SHOULDER SCREW, 1/4" X 2-12" LG. | 900724-12 | | | |
| 21E | 1 | LOCK NUT, #10-14, NYLON, THIN | 903129-01 | | | |
| 21F | 1 | FLAT WASHER, #10 | 903444-01 | | | |
| 21G | 2 | RIVET, 1/4" X 3/8" LG. | 903715-04 | | | |
| 21H | 2 | SOCKET HEAD SCREW, FLAT, 1/4"-20 X 3/4" LG. | 900711-03 | | | |
| 21I | 2 | FLAT WASHER, 1/4" | 903412-01 | | | |
| 22 | 1 | FLIPOVER WELDMENT, 85-1/8" | 287448-17 | 287448-01 | 287540-17 | 287540-01 |
| 23 | 4 | FLAT HEAD SOCKET SCREW, 3/8"-16 X 1-1/4" LG. | 900061-5 | | | |
| 24 | 1 | STOP BRACKET | 287239-01 | | | |
| 25 | 2 | HEX NUT, THIN (JAM) 3/8"-16 | 903114-02 | | | |
| 26 | 2 | FLAT HEAD SOCKET SCREW, 1/4"-20 X 1" LG. | 900711-05 | | | |
| 27 | 2 | FLAT WASHER, 1/4" | 903412-01 | | | |
| 28 | 2 | NYLON NUT, THIN, 1/4"-20 | 903132-01 | | | |
| 29 | 1 | CATCH BRACKET | 287226-01 | | | |

PLATFORM & FLIPOVER ASSEMBLY WITH CART STOPS

LAST UPDATED
SEPT 2014 to JUL 2018



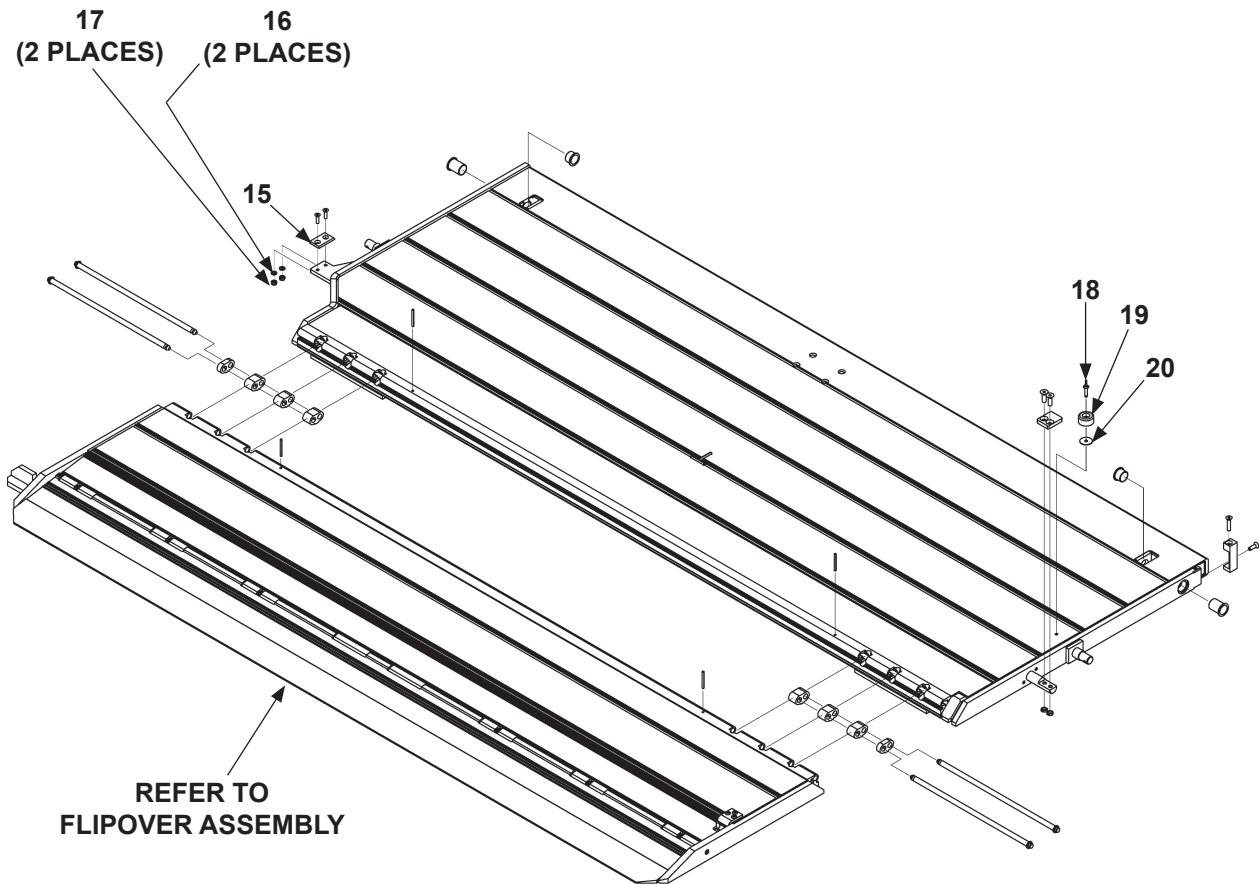
PLATFORM & FLIPOVER ASSEMBLY WITH CART STOPS

LAST UPDATED
SEPT 2014 to JUL 2018

| ITEM | QTY. | DESCRIPTION | PART NO. | | | |
|------|------|--|------------------------|-----------------------|------------------------|-----------------------|
| | | | 42" DEEP (30+12+12) | 48" DEEP (30+18+6) | 48" DEEP (36+12+12) | 54" DEEP (36+18+6) |
| 1 | 1 | ALUMINUM PLATFORM AND FLIPOVER ASSEMBLY, SINGLE CART STOPS (SCS), 86" | 287450-29 | 287537-29 | 287450-28 | 287537-28 |
| | | ALUMINUM PLATFORM AND FLIPOVER ASSEMBLY, DUAL CART STOPS (DCS), 86" | 287450-23 | 287537-23 | 287450-22 | 287537-22 |
| | | ALUMINUM PLATFORM AND FLIPOVER ASSEMBLY, (SCS), 92" | 287450-31 | 287537-31 | 287450-30 | 287537-30 |
| | | ALUMINUM PLATFORM AND FLIPOVER ASSEMBLY, (DCS), 92" | 287450-25 | 287537-25 | 287450-24 | 287537-24 |
| | | ALUMINUM PLATFORM AND FLIPOVER ASSEMBLY, (SCS), 86" (MAXGRIP KNURLED SURFACE) | 287450-29-401 | 287537-29-401 | 287450-28-401 | 287537-28-401 |
| | | ALUMINUM PLATFORM AND FLIPOVER ASSEMBLY, (DCS), 86" (MAXGRIP KNURLED SURFACE) | 287450-23-401 | 287537-23-401 | 287450-22-401 | 287537-22-401 |
| | | ALUMINUM PLATFORM AND FLIPOVER ASSEMBLY, (SCS), 92" (MAXGRIP KNURLED SURFACE) | 287450-31-401 | 287537-31-401 | 287450-30-401 | 287537-30-401 |
| | | ALUMINUM PLATFORM AND FLIPOVER ASSEMBLY, (DCS), 92" (MAXGRIP KNURLED SURFACE) | 287450-25-401 | 287537-25-401 | 287450-24-401 | 287537-24-401 |
| 2 | 4 | ROLL PIN, 3/16" I.D. X 2" LG | 904719-17 | | | |
| 3 | 4 | HINGE PIN | 282366-02 | | | |
| 4 | 6 | LINK SPACER, 1" LG. | 311046-10 | | | |
| 5 | 2 | LINK SPACER, 1/2" LG. | 311046-11 | | | |
| 6 | 1 | SOCKET SCREW, FLAT, 5/16"-18 X 1" LG. | 900712-02 | | | |
| 7 | 2 | FLANGE BUSHING, PLASTIC, 1" I.D. X 3/4" LG. | 261837-02 | | | |
| 8 | 2 | FLANGE BUSHING, PLASTIC, 1" I.D. X 1-1/2" LG. | 261837-08 | | | |
| 9 | 1 | SOCKET SCREW, FLAT, 5/16"-18 X 1-1/2" LG. | 900712-01 | | | |
| 10 | 1 | WEAR PLATE | 285579-01 | | | |
| 11 | 2 | SCREW, HEX CAP, 3/8"-16 X 1" LG. | 900764-06 | | | |
| 12 | 2 | HEX NUT, THIN (JAM) 3/8"-16 | 903114-02 | | | |
| 13 | 1 | STOP BRACKET | 287239-01 | | | |
| 14 | 2 | FLAT HEAD SOCKET SCREW, 1/4"-20 X 1" LG. | 900711-05 | | | |

PLATFORM & FLIPOVER ASSEMBLY WITH CART STOPS - Continued

LAST UPDATED
SEPT 2014 to JUL 2018



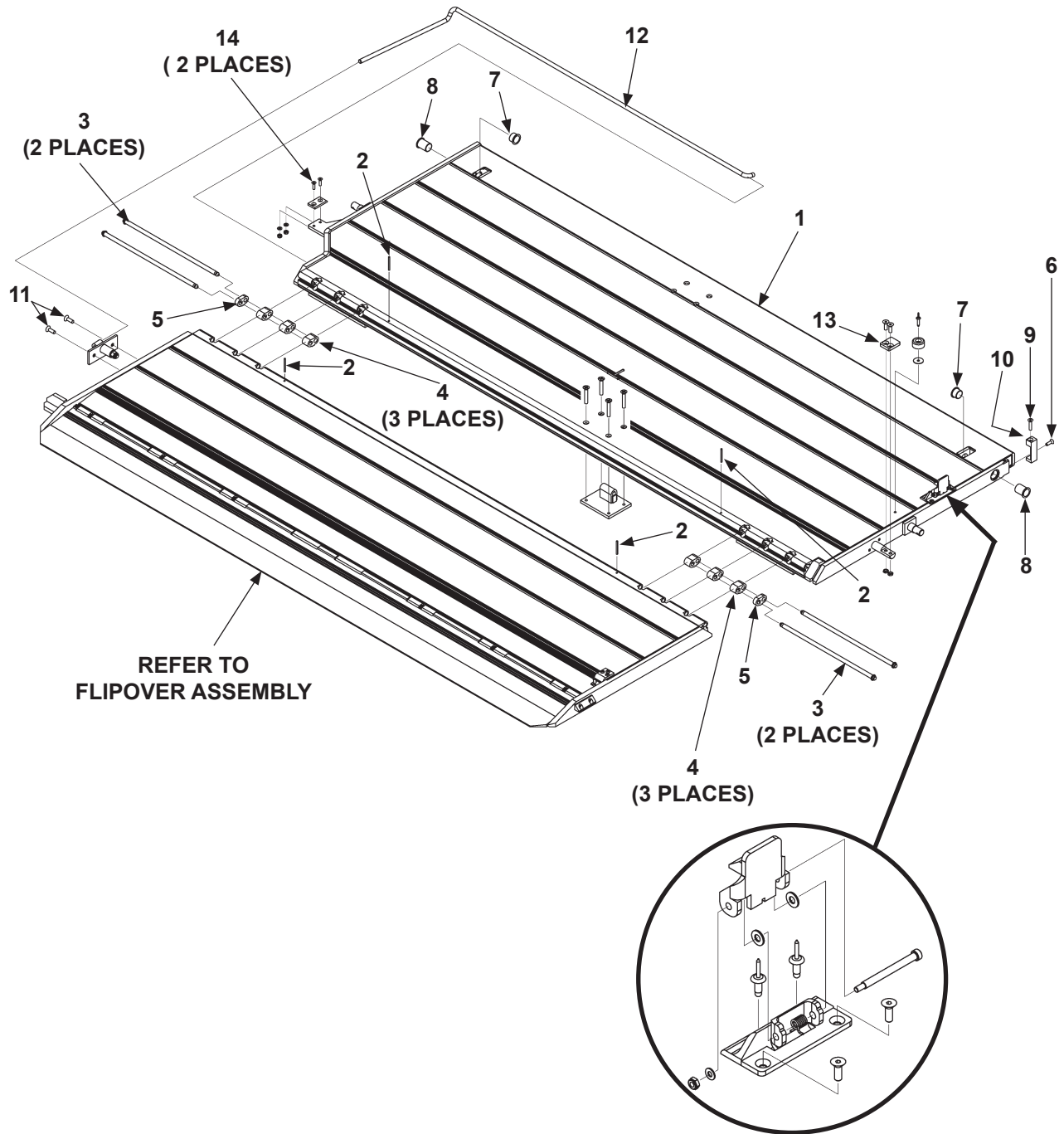
PLATFORM & FLIPOVER ASSEMBLY WITH CART STOPS - Continued

**LAST UPDATED
SEPT 2014 to JUL 2018**

| ITEM | QTY. | DESCRIPTION | PART NO. | | | |
|------|------|---|------------------------|-----------------------|------------------------|-----------------------|
| | | | 42" DEEP (30+12+12) | 48" DEEP (30+18+6) | 48" DEEP (36+12+12) | 54" DEEP (36+18+6) |
| 15 | 1 | WEAR BRACKET | 287256-01 | | | |
| 16 | 2 | FLAT WASHER, 1/4" | 903412-01 | | | |
| 17 | 2 | LOCK NUT, 1/4"-20, THIN, NYLON | 903132-01 | | | |
| 18 | 1 | RIVET, 1/4" I.D. X 1-7/32" LG. | 903705-06 | | | |
| 19 | 1 | BUMPER CYLINDER W/WASHER, 1-1/2" I.D. X 3/4" LG. | 905314-05 | | | |
| 20 | 1 | FENDER WASHER, 9/32" I.D. X 1-1/4" O.D | 903409-07 | | | |

PLATFORM & FLIPOVER ASSEMBLY (WITH CARTS STOPS AND TORSION BAR)

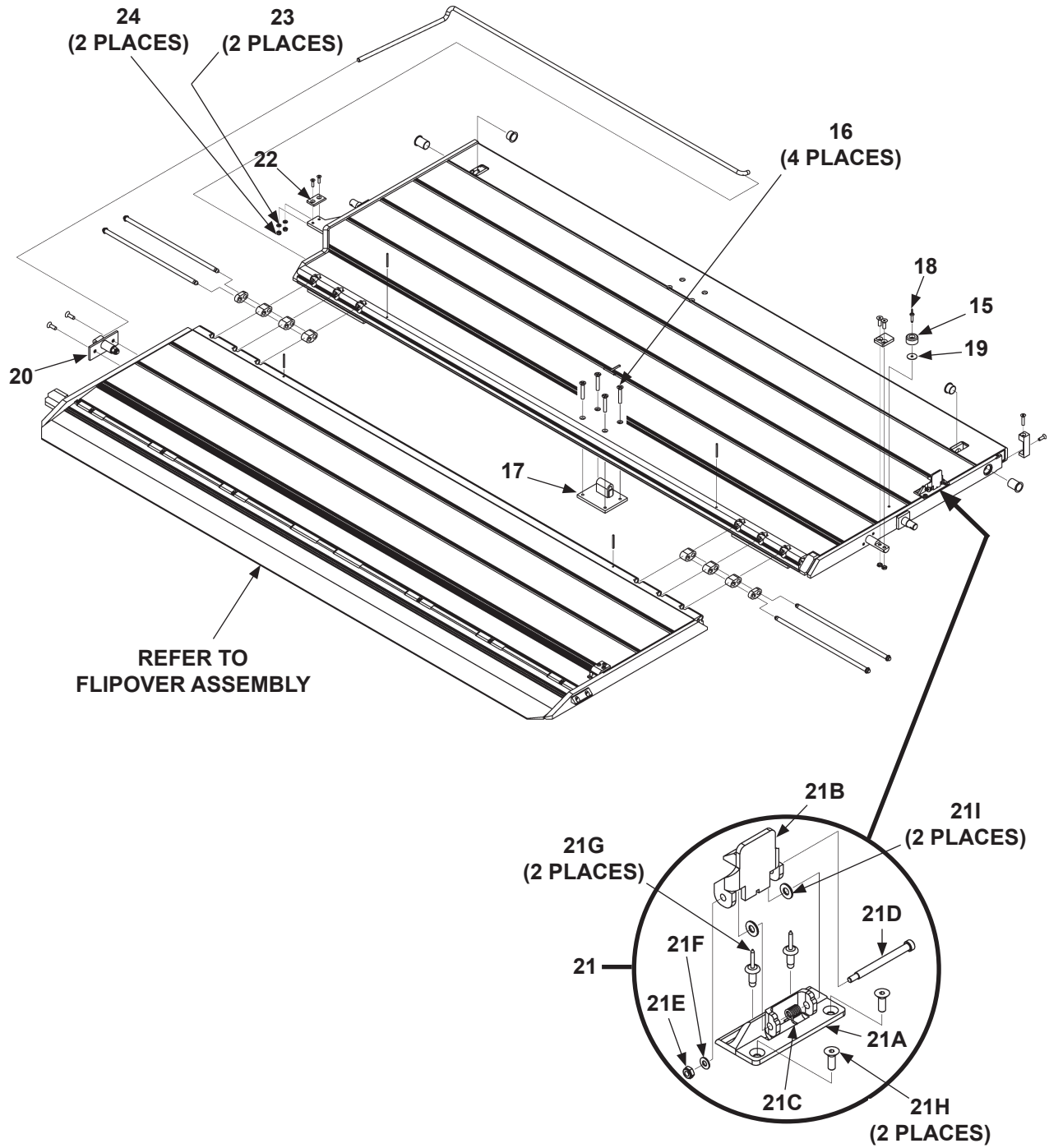
LAST UPDATED
SEPT 2014 to JUL 2018



PLATFORM & FLIPOVER ASSEMBLY (WITH CARTS STOPS AND TORSION BAR)

**LAST UPDATED
SEPT 2014 to JUL 2018**

| ITEM | QTY. | DESCRIPTION | PART NO. | | | |
|------|------|--|------------------------|-----------------------|------------------------|-----------------------|
| | | | 54" DEEP (36+18+12) | 60" DEEP (36+24+6) | 66" DEEP (42+24+12) | 72" DEEP (42+30+6) |
| 1 | 1 | ALUMINUM PLATFORM AND FLIPOVER ASSEMBLY, SINGLE CART STOPS (SCS), 86" | 287450-09 | 287537-09 | 287450-12 | 287537-12 |
| | | ALUMINUM PLATFORM AND FLIPOVER ASSEMBLY, DUAL CART STOPS (DCS), 86" | 287450-03 | 287537-03 | 287450-06 | 287537-06 |
| | | ALUMINUM PLATFORM AND FLIPOVER ASSEMBLY, (SCS), 92" | 287450-10 | 287537-10 | 287450-13 | 287537-13 |
| | | ALUMINUM PLATFORM AND FLIPOVER ASSEMBLY, (DCS), 92" | 287450-04 | 287537-04 | 287450-07 | 287537-07 |
| | | ALUMINUM PLATFORM AND FLIPOVER ASSEMBLY, (SCS), 86" (MAXGRIP KNURLED SURFACE) | 287450-09-401 | 287537-09-401 | 287450-12-401 | 287537-12-401 |
| | | ALUMINUM PLATFORM AND FLIPOVER ASSEMBLY, (DCS), 86" (MAXGRIP KNURLED SURFACE) | 287450-03-401 | 287537-03-401 | 287450-06-401 | 287537-06-401 |
| | | ALUMINUM PLATFORM AND FLIPOVER ASSEMBLY, (SCS), 92" (MAXGRIP KNURLED SURFACE) | 287450-10-401 | 287537-10-401 | 287450-13-401 | 287537-13-401 |
| | | ALUMINUM PLATFORM AND FLIPOVER ASSEMBLY, (DCS), 92" (MAXGRIP KNURLED SURFACE) | 287450-04-401 | 287537-04-401 | 287450-07 | 287537-07-401 |
| 2 | 4 | ROLL PIN, 3/16" I.D. X 2" LG | 904719-17 | | | |
| 3 | 4 | HINGE PIN | 282366-02 | | | |
| 4 | 6 | LINK SPACER, 1" LG. | 311046-10 | | | |
| 5 | 2 | LINK SPACER, 1/2" LG. | 311046-11 | | | |
| 6 | 1 | SOCKET SCREW, FLAT, 5/16"-18 X 1" LG. | 900712-02 | | | |
| 7 | 2 | FLANGE BUSHING, PLASTIC, 1" I.D. X 3/4" LG. | 261837-02 | | | |
| 8 | 2 | FLANGE BUSHING, PLASTIC, 1" I.D. X 1-1/2" LG. | 261837-08 | | | |
| 9 | 1 | SOCKET SCREW, FLAT, 5/16"-18 X 1-1/2" LG. | 900712-01 | | | |
| 10 | 1 | WEAR PLATE | 285579-01 | | | |
| 11 | 2 | SCREW, HEX CAP, 3/8"-16 X 1-1/4" LG. | 900061-5 | | | |
| 12 | 2 | TORSION BAR | 285765-01 | | | |
| 13 | 1 | STOP BRACKET | 287239-01 | | | |
| 14 | 2 | FLAT HEAD SOCKET SCREW, 1/4"-20 X 1" LG. | 900711-05 | | | |



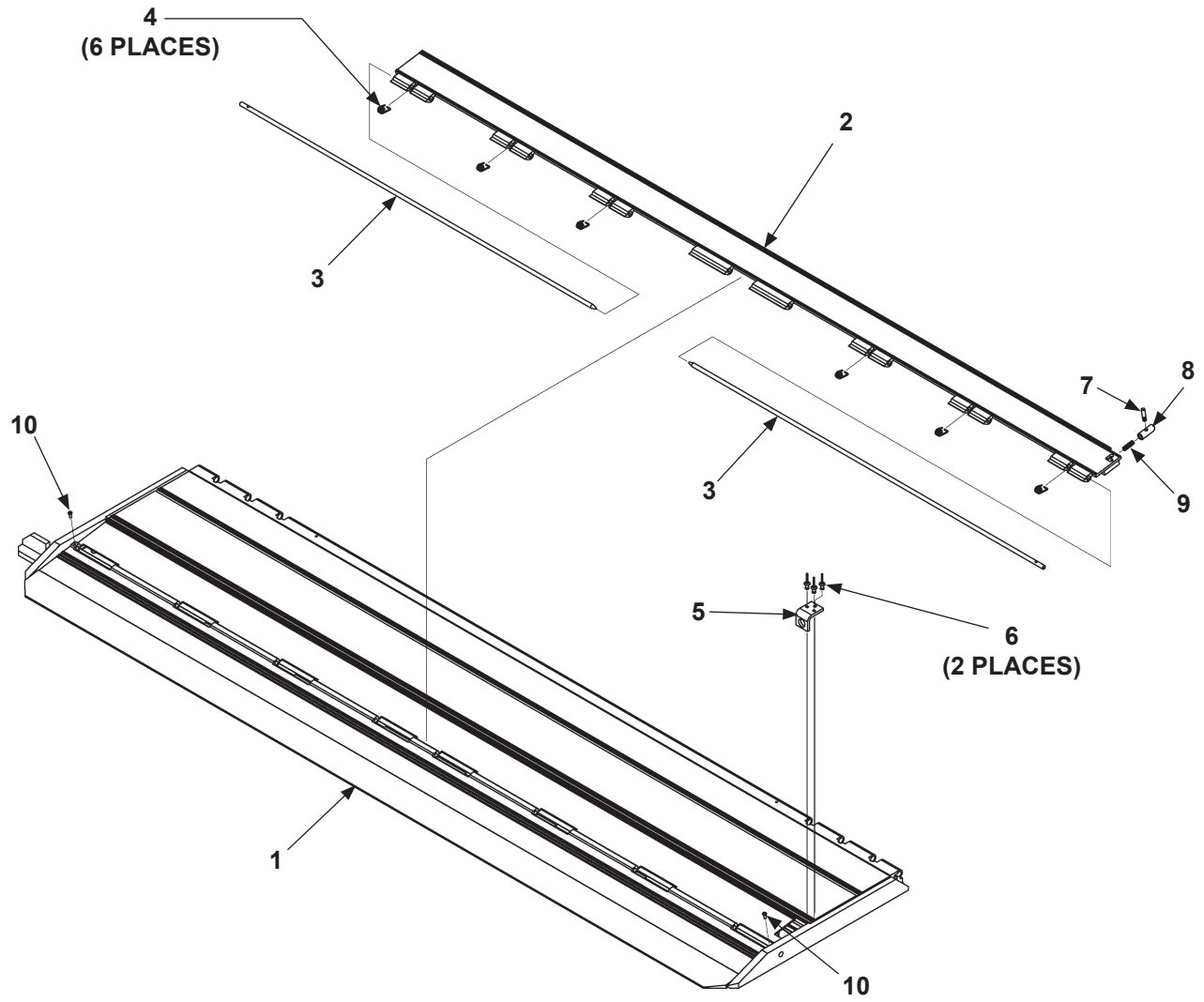
PLATFORM & FLIPOVER ASSEMBLY (WITH CARTS STOPS AND TORSION BAR) - Continued

**LAST UPDATED
SEPT 2014 to JUL 2018**

| ITEM | QTY. | DESCRIPTION | PART NO. | | | |
|------|------|--|------------------------|-----------------------|------------------------|-----------------------|
| | | | 54" DEEP (36+18+12) | 60" DEEP (36+24+6) | 66" DEEP (42+24+12) | 72" DEEP (42+30+6) |
| 15 | 1 | BUMPER CYLINDER WITH WASH- ER, 1-1/2" I.D. X 3/4" LG. | 905314-05 | | | |
| 16 | 4 | SOCKET SCREW, FLAT, 3/8"-16 X 2-1/2" LG. | 900061-10 | | | |
| 17 | 1 | TORSION BAR HOLDER WELD- MENT | 285728-01 | | | |
| 18 | 1 | RIVET, 1/4" I.D. X 1-7/32" LG. | 903705-06 | | | |
| 19 | 1 | FENDER WASHER, 9/32" I.D. X 1-1/4" O.D | 903409-07 | | | |
| 20 | 1 | TORSION BAR BRACKET ASSEM- BLY | 285595-01 | | | |
| 21 | 1 | LATCH ASSEMBLY (PLATFORM & FLIPOVER) | 285882-01 | | | |
| 21A | 1 | LATCH SUPPORT WELDMENT | 287241-01 | | | |
| 21B | 1 | LOCK BAR WELDMENT | 285881-01 | | | |
| 21C | 1 | TORSION SPRING | 282883-01 | | | |
| 21D | 1 | SHOULDER SCREW, 1/4" X 2-12/" LG. | 900724-12 | | | |
| 21E | 1 | LOCK NUT, #10-14, NYLON, THIN | 903129-01 | | | |
| 21F | 2 | FLAT WASHER, #10 | 903444-01 | | | |
| 21G | 2 | RIVET, 1/4" X 3/8" LG. | 903715-04 | | | |
| 21H | 2 | SOCKET HEAD SCREW, FLAT, 1/4"- 20 X 3/4" LG. | 900711-03 | | | |
| 21I | | FLAT WASHER, 1/4" | 903412-01 | | | |
| 22 | 1 | WEAR BRACKET | 287256-01 | | | |
| 23 | 2 | FLAT WASHER, 1/4" | 903412-01 | | | |
| 24 | 2 | LOCK NUT, 1/4"-20, THIN, NYLON | 903132-01 | | | |

FLIPOVER ASSEMBLY (WITH SINGLE CART STOP)

LAST UPDATED
SEPT 2014 to JUL 2018



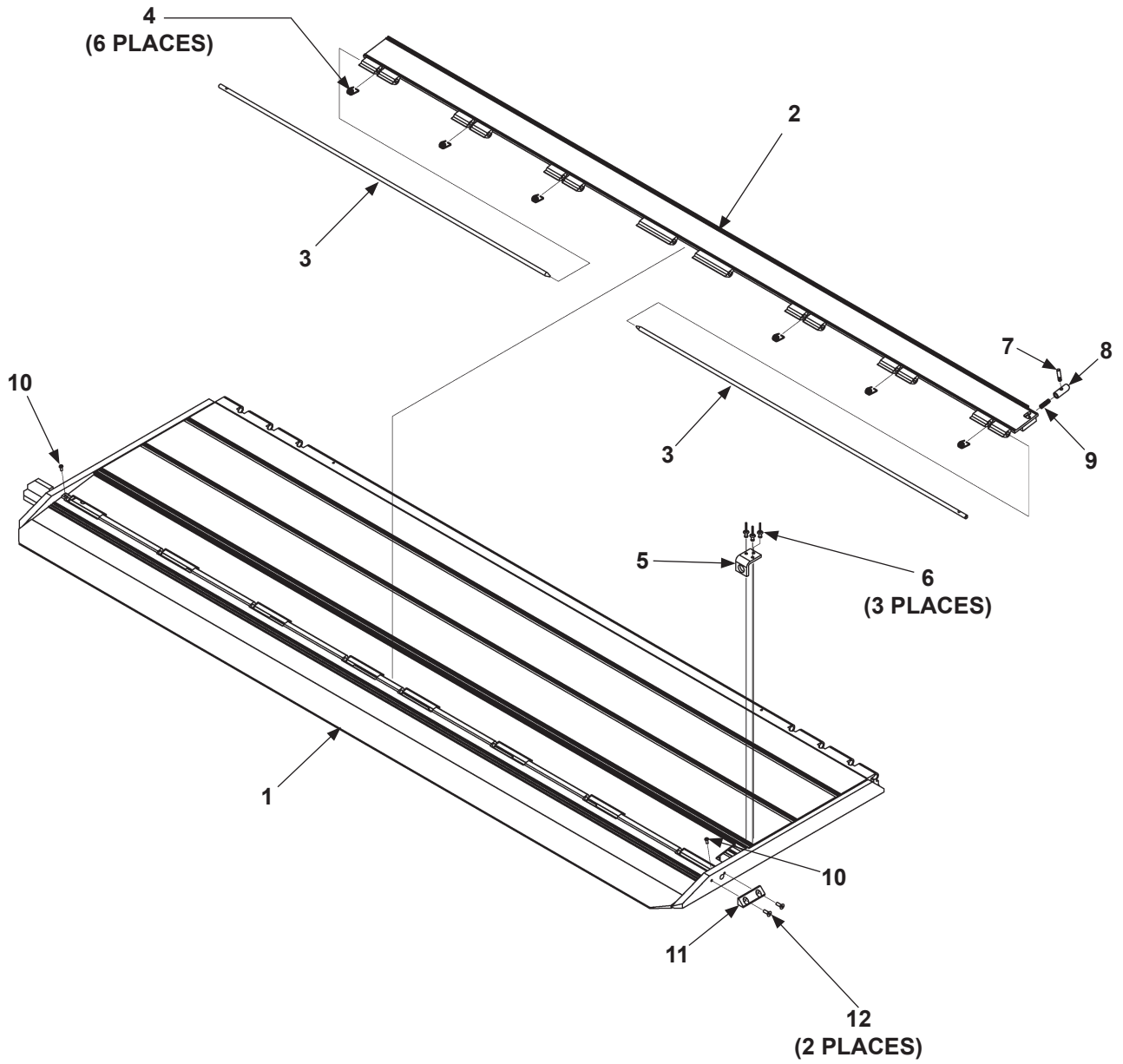
FLIPOVER ASSEMBLY (WITH SINGLE CART STOP)

**LAST UPDATED
SEPT 2014 to JUL 2018**

| ITEM | QTY. | PART NO. | DESCRIPTION |
|------|------|---------------|--|
| 1 | 1 | 287539-17 | FLIPOVER ASSEMBLY 85-1/8" X 24" (18+6), SCS |
| | | 287449-17 | FLIPOVER ASSEMBLY 85-1/8" X 24" (12+12), SCS |
| | | 287539-18 | FLIPOVER ASSEMBLY 91-1/8" X 24" (18+6), SCS |
| | | 287449-18 | FLIPOVER ASSEMBLY 91-1/8" X 24" (12+12), SCS |
| | | 287539-17-401 | FLIPOVER ASSEMBLY 85-1/8" X 24" (18+6), SCS (MAXGRIP KNURLED SURFACE) |
| | | 287449-17-401 | FLIPOVER ASSEMBLY 85-1/8" X 24" (12+12), SCS (MAXGRIP KNURLED SURFACE) |
| | | 287539-18-401 | FLIPOVER ASSEMBLY 91-1/8" X 24" (18+6), SCS (MAXGRIP KNURLED SURFACE) |
| | | 287449-18-401 | FLIPOVER ASSEMBLY 91-1/8" X 24" (12+12), SCS (MAXGRIP KNURLED SURFACE) |
| 2 | 1 | 287447-29 | CART STOP ASSEMBLY, SCS, 83-7/16" LG. |
| | | 287447-20 | CART STOP ASSEMBLY, RAMP SCS, 83-7/16" LG. |
| | | 287447-21 | CART STOP ASSEMBLY, RAMP SCS, 89-7/16" LG. |
| | | 287447-30 | CART STOP ASSEMBLY, SCS, 89-7/16" LG. |
| 3 | 2 | 287443-04 | CART STOP PIN, 39-3/8" LG. |
| | | 287443-05 | CART STOP PIN, 42-3/8" LG. |
| | | 287443-06 | CART STOP PIN, 45-3/8" LG. |
| 4 | 6 | 282729-01 | CART STOP SPRING |
| 5 | 1 | 287226-01 | CATCH BRACKET |
| 6 | 3 | 903715-04 | RIVET, 1/4" I.D. X 5/8" LG. |
| 7 | 1 | 288636-01 | SHOOT BOLT, 1-3/8" LG. |
| 8 | 1 | 287224-01 | PLUNGER |
| 9 | 1 | 283957-01 | SHOOT BOLT SPRING |
| 10 | 2 | 900722-03 | BUTTON SCREW, 10-24 X 1/2" LG. |

FLIPOVER ASSEMBLY (WITH SINGLE CART STOP WITH TORSION BAR)

LAST UPDATED
SEPT 2014 to JUL 2018



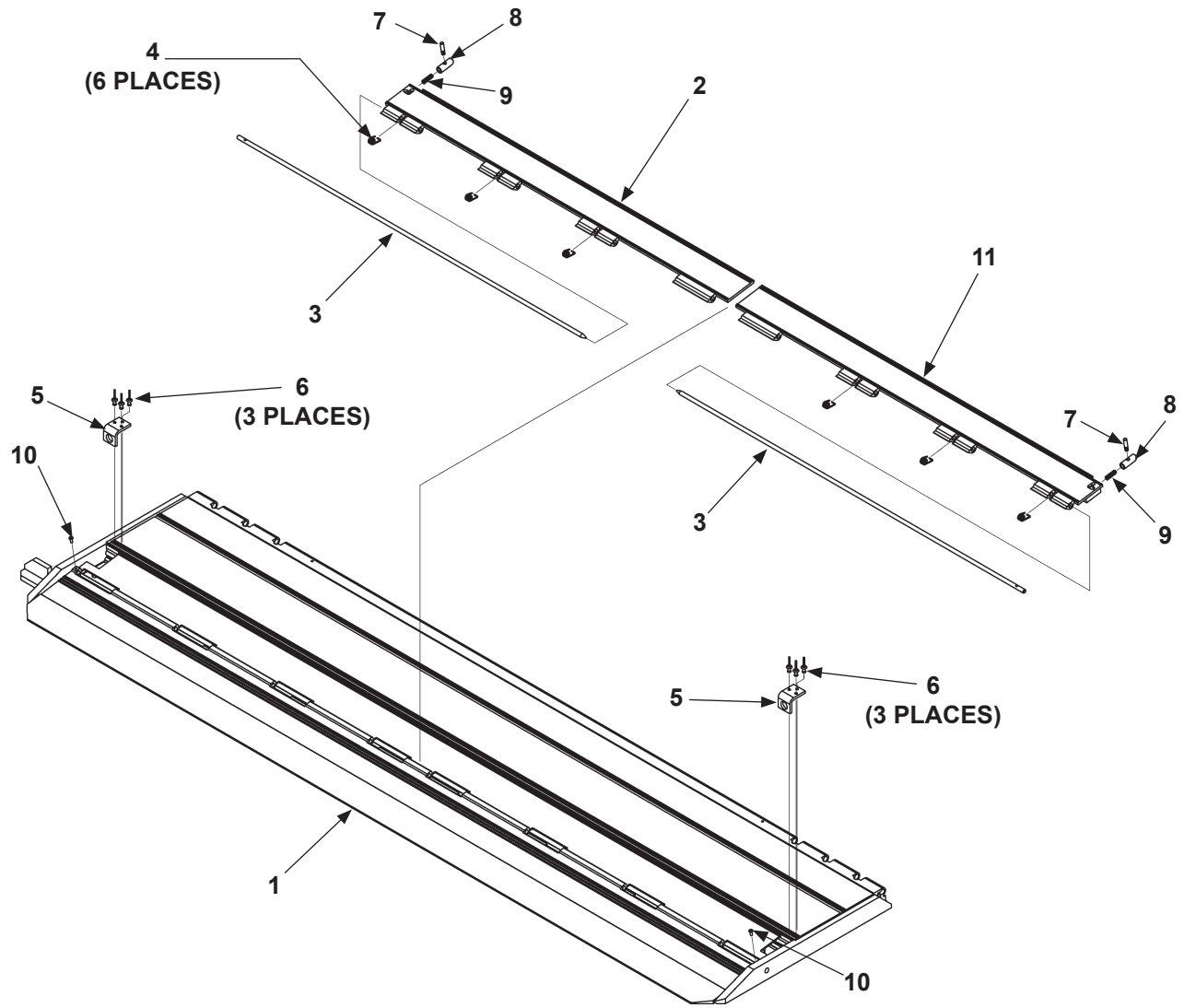
FLIPOVER ASSEMBLY (WITH SINGLE CART STOP WITH TORSION BAR)

LAST UPDATED
SEPT 2014 to JUL 2018

| ITEM | QTY. | PART NO. | DESCRIPTION |
|---------------|--|---------------|--|
| 1 | 1 | 287539-11 | FLIPOVER ASSEMBLY 85-1/8" X 30" (24+6), SCS |
| | | 287539-08 | FLIPOVER ASSEMBLY 85-1/8" X 36" (30+6), SCS |
| | | 287449-11 | FLIPOVER ASSEMBLY 85-1/8" X 30" (18+12), SCS |
| | | 287539-09 | FLIPOVER ASSEMBLY 91-1/8" X 36" (30+6), SCS |
| | | 287449-08 | FLIPOVER ASSEMBLY 85-1/8" X 36" (24+12), SCS |
| | | 287449-12 | FLIPOVER ASSEMBLY 91-1/8" X 30" (18+12), SCS |
| | | 287539-12 | FLIPOVER ASSEMBLY 91-1/8" X 30" (24+6), SCS |
| | | 287449-09 | FLIPOVER ASSEMBLY 91-1/8" X 36" (24+12), SCS |
| | | 287539-11-401 | FLIPOVER ASSEMBLY 85-1/8" X 30" (24+6), SCS (MAXGRIP KNURLED SURFACE) |
| | | 287539-08-401 | FLIPOVER ASSEMBLY 85-1/8" X 36" (30+6), SCS (MAXGRIP KNURLED SURFACE) |
| | | 287449-11-401 | FLIPOVER ASSEMBLY 85-1/8" X 30" (18+12), SCS (MAXGRIP KNURLED SURFACE) |
| | | 287539-09-401 | FLIPOVER ASSEMBLY 91-1/8" X 36" (30+6), SCS (MAXGRIP KNURLED SURFACE) |
| | | 287449-08-401 | FLIPOVER ASSEMBLY 85-1/8" X 36" (24+12), SCS (MAXGRIP KNURLED SURFACE) |
| | | 287449-12-401 | FLIPOVER ASSEMBLY 91-1/8" X 30" (18+12), SCS (MAXGRIP KNURLED SURFACE) |
| | | 287539-12-401 | FLIPOVER ASSEMBLY 91-1/8" X 30" (24+6), SCS (MAXGRIP KNURLED SURFACE) |
| 287449-09-401 | FLIPOVER ASSEMBLY 91-1/8" X 36" (24+12), SCS (MAXGRIP KNURLED SURFACE) | | |
| 2 | 1 | 287447-29 | CART STOP ASSEMBLY, SCS, 83-7/16" LG. |
| | | 287447-20 | CART STOP ASSEMBLY, RAMP SCS, 83-7/16" LG. |
| | | 287447-21 | CART STOP ASSEMBLY, RAMP SCS, 89-7/16" LG. |
| | | 287447-30 | CART STOP ASSEMBLY, SCS, 89-7/16" LG. |
| 3 | 2 | 287443-04 | CART STOP PIN, 39-3/8" LG. |
| | | 287443-05 | CART STOP PIN, 42-3/8" LG. |
| | | 287443-06 | CART STOP PIN, 45-3/8" LG. |
| 4 | 6 | 282729-01 | CART STOP SPRING |
| 5 | 1 | 287226-01 | CATCH BRACKET |
| 6 | 3 | 903715-04 | RIVET, 1/4" I.D. X 5/8" LG. |
| 7 | 1 | 288636-01 | SHOOT BOLT, 1-3/8" LG. |
| 8 | 1 | 287224-01 | PLUNGER |
| 9 | 1 | 283957-01 | SHOOT BOLT SPRING |
| 10 | 2 | 900722-03 | BUTTON SCREW, 10-24 X 1/2" LG. |
| 11 | 1 | 285877-01 | FLIPOVER LOCK BAR |
| 12 | 2 | 900711-03 | SOCKET SCREW, FLUSH, 1/4"-20 X 3/4" LG. |

FLIPOVER ASSEMBLY (WITH DUAL CART STOPS)

LAST UPDATED
SEPT 2014 to JUL 2018



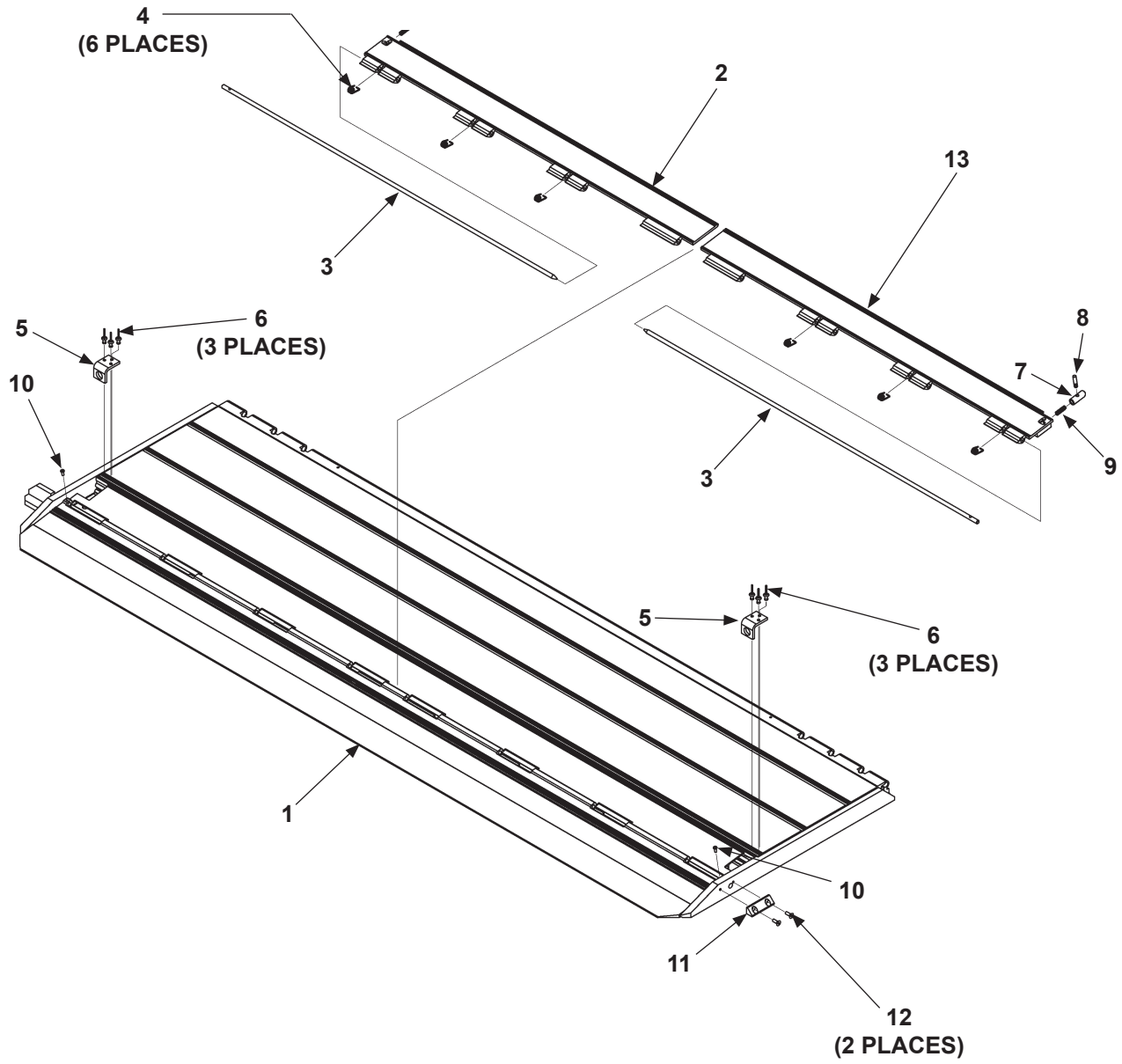
FLIPOVER ASSEMBLY (WITH DUAL CART STOPS)

LAST UPDATED
SEPT 2014 to JUL 2018

| ITEM | QTY. | PART NO. | DESCRIPTION |
|-----------|------|---------------|--|
| 1 | 1 | 287539-14 | FLIPOVER ASSEMBLY 85-1/8" X 24" (18+6), DCS |
| | | 287449-14 | FLIPOVER ASSEMBLY 85-1/8" X 24" (12+12), DCS |
| | | 287449-15 | FLIPOVER ASSEMBLY 91-1/8" X 24" (12+12), DCS |
| | | 287539-14-401 | FLIPOVER ASSEMBLY 85-1/8" X 24" (18+6), DCS (MAXGRIP KNURLED SURFACE) |
| | | 287449-14-401 | FLIPOVER ASSEMBLY 85-1/8" X 24" (12+12), DCS (MAXGRIP KNURLED SURFACE) |
| | | 287449-15-401 | FLIPOVER ASSEMBLY 91-1/8" X 24" (12+12), DCS (MAXGRIP KNURLED SURFACE) |
| 2 | 1 | 287447-24 | LH CART STOP ASSEMBLY, 41-5/8" LG. (90"W PLATFORM) |
| | | 287447-26 | LH CART STOP ASSEMBLY, 44-5/8" LG. (96"W PLATFORM) |
| 3 | 2 | 287443-05 | CART STOP PIN, 42-3/8" LG. |
| | | 287443-06 | CART STOP PIN, 45-3/8" LG. |
| 4 | 6 | 282729-01 | CART STOP SPRING |
| 5 | 2 | 287226-01 | CATCH BRACKET |
| 6 | 6 | 903715-04 | RIVET, 1/4" I.D. X 5/8" LG. |
| 7 | 1 | 288636-01 | SHOOT BOLT, 1-3/8" LG. |
| 8 | 1 | 287224-01 | PLUNGER |
| 9 | 1 | 283957-01 | SHOOT BOLT SPRING |
| 10 | 2 | 900722-03 | BUTTON SCREW, 10-24 X 1/2" LG. |
| 11 | 1 | 287447-25 | RH CART STOP ASSEMBLY, 41-5/8" LG. (90"W PLATFORM) |
| | | 287447-27 | RH CART STOP ASSEMBLY, 44-5/8" LG. (96"W PLATFORM) |

FLIPOVER ASSEMBLY (WITH DUAL CART STOPS AND TORSION BAR)

LAST UPDATED
SEPT 2014 to JUL 2018



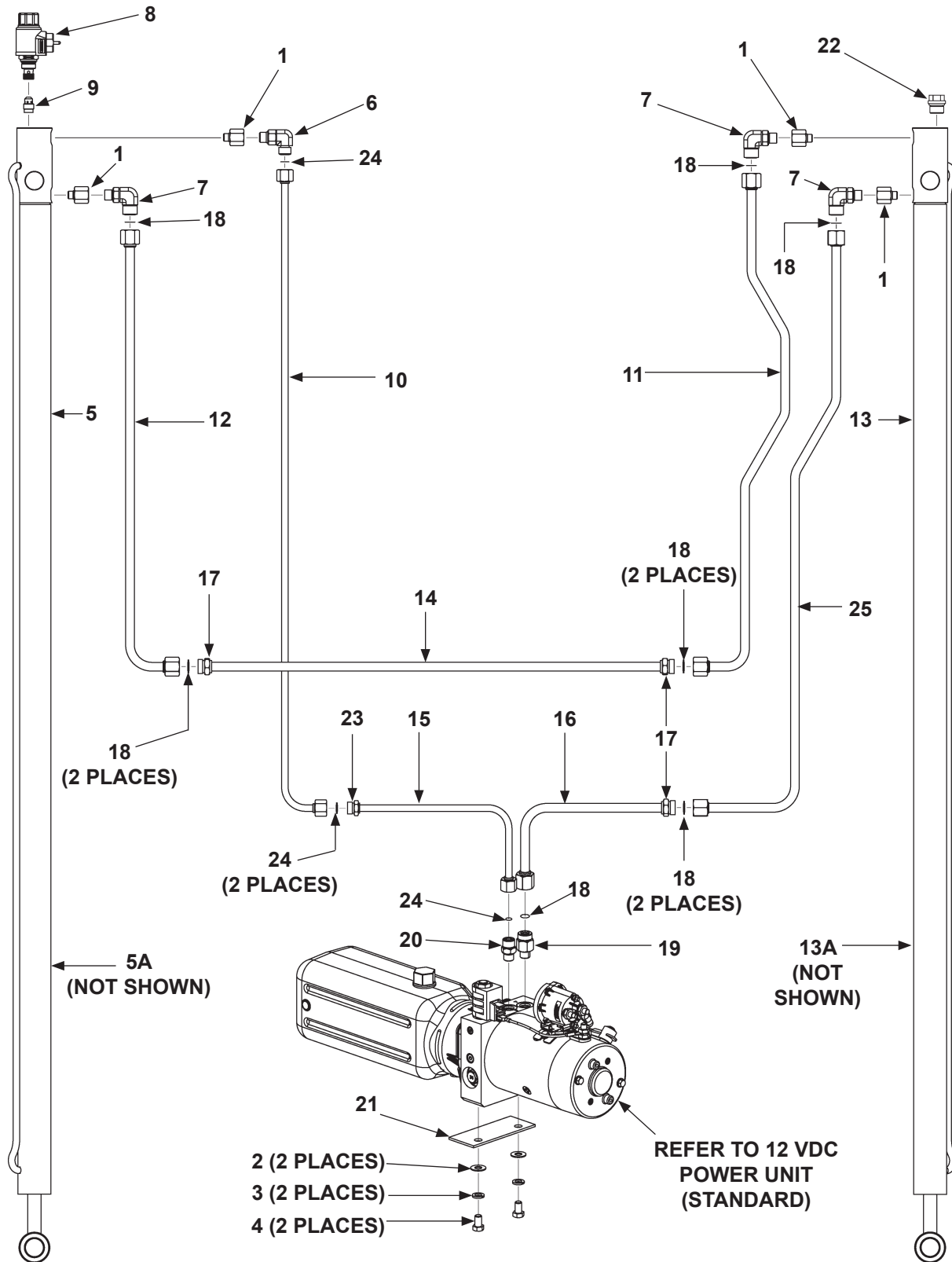
FLIPOVER ASSEMBLY (WITH DUAL CART STOPS AND TORSION BAR)

LAST UPDATED
SEPT 2014 to JUL 2018

| ITEM | QTY. | PART NO. | DESCRIPTION |
|------|------|---------------|--|
| 1 | 1 | 287539-05 | FLIPOVER ASSEMBLY 85-1/8" X 30" (24+6), DCS |
| | | 287539-02 | FLIPOVER ASSEMBLY 85-1/8" X 36" (30+6), DCS |
| | | 287539-05-401 | FLIPOVER ASSEMBLY 85-1/8" X 30" (24+6), DCS (MAXGRIP KNURLED SURFACE) |
| | | 287539-02-401 | FLIPOVER ASSEMBLY 85-1/8" X 36" (30+6), DCS (MAXGRIP KNURLED SURFACE) |
| | | 287539-06-401 | FLIPOVER ASSEMBLY 91-1/8" X 30" (24+6), DCS (MAXGRIP KNURLED SURFACE) |
| | | 287539-03-401 | FLIPOVER ASSEMBLY 91-1/8" X 36" (30+6), DCS (MAXGRIP KNURLED SURFACE) |
| | | 287449-05 | FLIPOVER ASSEMBLY 85-1/8" X 30" (18+12), DCS |
| | | 287449-02 | FLIPOVER ASSEMBLY 85-1/8" X 36" (24+12), DCS |
| | | 287449-06 | FLIPOVER ASSEMBLY 91-1/8" X 30" (18+12), DCS |
| | | 287449-03 | FLIPOVER ASSEMBLY 91-1/8" X 36" (24+12), DCS |
| | | 287449-05-401 | FLIPOVER ASSEMBLY 85-1/8" X 30" (18+12), DCS (MAXGRIP KNURLED SURFACE) |
| | | 287449-02-401 | FLIPOVER ASSEMBLY 85-1/8" X 36" (24+12), DCS (MAXGRIP KNURLED SURFACE) |
| | | 287449-06-401 | FLIPOVER ASSEMBLY 91-1/8" X 30" (18+12), DCS (MAXGRIP KNURLED SURFACE) |
| | | 287449-03-401 | FLIPOVER ASSEMBLY 85-1/8" X 36" (24+12), DCS (MAXGRIP KNURLED SURFACE) |
| 2 | 1 | 287447-33 | LH CART STOP ASSEMBLY, 41-5/8" LG. (90"W PLATFORM) |
| | | 287447-35 | LH CART STOP ASSEMBLY, 44-5/8" LG. (96"W PLATFORM) |
| 3 | 2 | 287443-05 | CART STOP PIN, 42-3/8" LG. |
| | | 287443-06 | CART STOP PIN, 45-3/8" LG. |
| 4 | 6 | 282729-01 | CART STOP SPRING |
| 5 | 2 | 287226-01 | CATCH BRACKET |
| 6 | 6 | 903715-04 | RIVET, 1/4" I.D. X 5/8" LG. |
| 7 | 1 | 287224-01 | PLUNGER |
| 8 | 1 | 288636-01 | SHOOT BOLT, 1-3/8" LG. |
| 9 | 1 | 283957-01 | SHOOT BOLT SPRING |
| 10 | 2 | 900722-03 | BUTTON SCREW, 10-24 X 1/2" LG. |
| 11 | 1 | 285877-01 | FLIPOVER LOCK BAR |
| 12 | 2 | 285877-03 | SOCKET SCREW, FLUSH, 1/4"-20 X 3/4" LG. |
| 13 | 1 | 287447-34 | RH CART STOP ASSEMBLY, 41-5/8" LG. (90"W PLATFORM) |
| | | 287447-36 | RH CART STOP ASSEMBLY, 44-5/8" LG. (96"W PLATFORM) |

HYDRAULIC COMPONENTS (STANDARD)

LAST UPDATED
SEPT 2014 to JUL 2018



HYDRAULIC COMPONENTS (STANDARD)

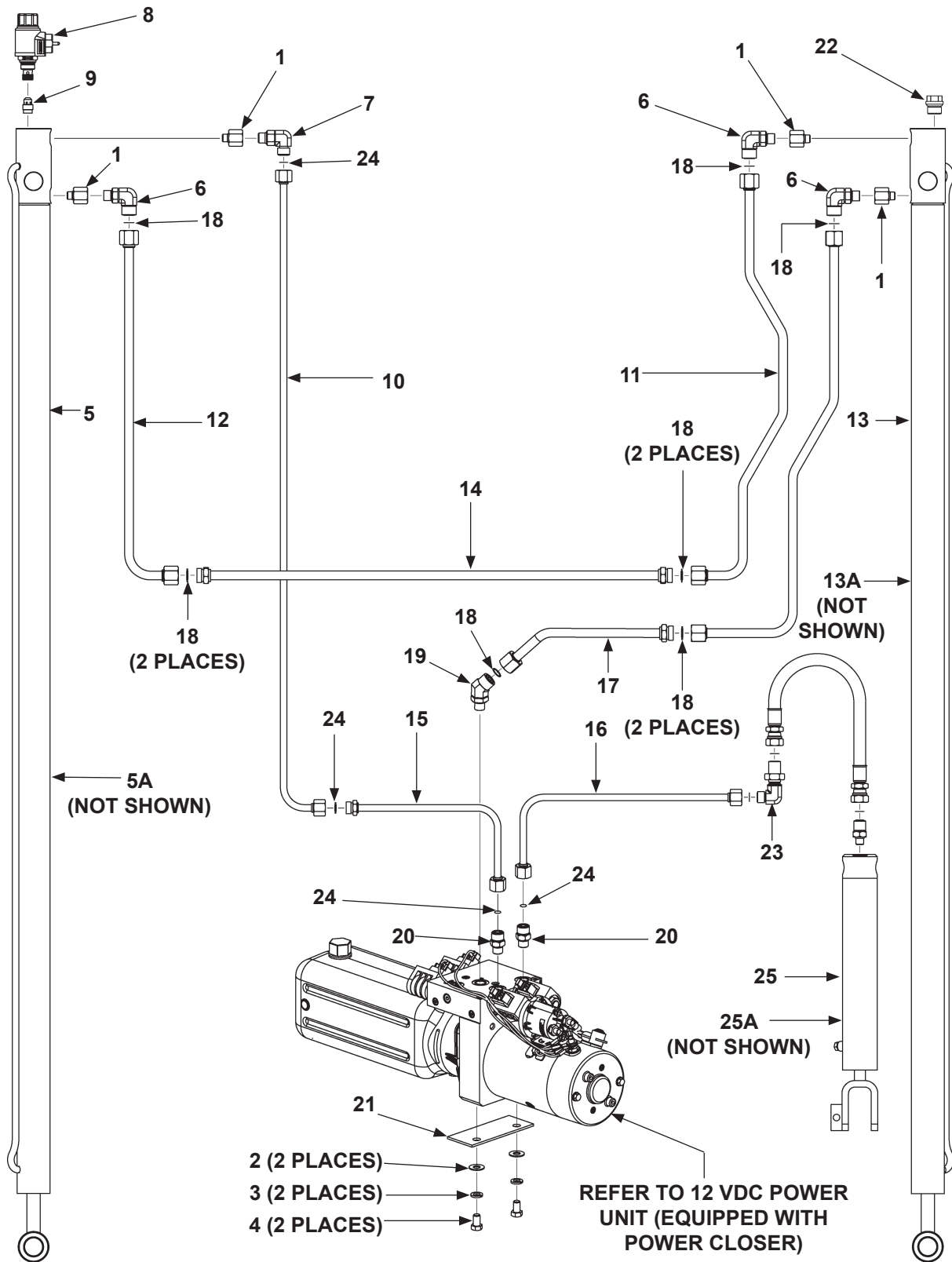
**LAST UPDATED
SEPT 2014 to JUL 2018**

NOTE: If lines are opened & closed or replaced, and if power unit or cylinders are replaced, pressurize hydraulic system before operating Liftgate with a passenger or load. Refer to **PRESSURIZING HYDRAULIC SYSTEM** procedure in this manual.

| ITEM | QTY. | PART NO. | DESCRIPTION |
|------|------|-------------|---|
| 1 | 4 | 906761-01 | CONNECTOR, #4M - #6F, O-RING |
| 2 | 2 | 903409-03 | FENDER WASHER, 13/32" I.D. X 7/8" O.D. |
| 3 | 2 | 902019-5 | LOCK WASHER, 11/16" O.D. X 7/8" I.D. |
| 4 | 2 | 900764-03 | HEX CAP SCREW, 3/8"-16 X 5/8" LG. |
| 5 | 1 | 283190-01 | HYDRAULIC MASTER CYLINDER |
| 5A | 1 | 283190SK-01 | MASTER CYLINDER SEAL KIT |
| 6 | 1 | 906704-02 | ELBOW, NPSC, SAE #6 FACE SEAL, O-RING |
| 7 | 3 | 905158 | STRAIGHT ELBOW SAE #6 FACE SEAL, O-RING |
| 8 | 1 | 5-30036 | 12V LOGIC VALVE |
| 9 | 1 | 906717-02 | FLOW CONTROL VALVE, 1.5 GPM |
| 10 | 1 | 286440-01 | LH COLUMN FACE SEAL TUBE ASSEMBLY, 63-3/8" LG. |
| 11 | 1 | 285405-01 | RH COLUMN FACE SEAL TUBE ASSEMBLY, 3/8" O.D |
| 12 | 1 | 283212-05 | RETURN LINE ASSEMBLY, LH COLUMN |
| 13 | 1 | 283190-02 | HYDRAULIC SLAVE CYLINDER |
| 13A | 1 | 283190SK-02 | SLAVE CYLINDER SEAL KIT |
| 14 | 1 | 283246-01 | SEAL TUBE ASSEMBLY, 1/2" X 81" LG. |
| | | 283246-03 | SEAL TUBE ASSEMBLY, 1/2" X 89" LG. |
| 15 | 1 | 283556-03 | LH HYDRAULIC LINE (FACE SEAL), 55-15/16" LG. |
| | | 283556-04 | LH HYDRAULIC LINE (FACE SEAL), 58-15/16" LG. |
| 16 | 1 | 283212-03 | RETURN LINE ASSEMBLY, 26-1/4" LG. |
| | | 283212-04 | RETURN LINE ASSEMBLY, 29-1/4" LG. |
| 17 | 3 | 905161 | UNION FACE SEAL, #8 M-M |
| 18 | 10 | 906712-03 | O-RING, #8, 1/2" ORIFICE FACE SEAL TUBE END |
| 19 | 1 | 906762-01 | CONNECTOR, #8 FS, #6 O-RING, M-M |
| 20 | 1 | 905173 | CONNECTOR, #6 FS, #6 O-RING, M-M |
| 21 | 1 | 269358-02 | RUBBER PLATE, DMD PUMP |
| 22 | 1 | 906864-01 | HEX HEAD PLUG, M20 X 1-1/2" THREAD |
| 23 | 1 | 905175 | UNION FACE SEAL, #6 M-M |
| 24 | 4 | 906712-02 | O-RING, #6, 3/8" ORIFICE FACE SEAL TUBE END |
| 25 | 1 | 286439-01 | FACE SEAL TUBE ASSEMBLY, RETURN LINE, RH, 5-3/16" LG. |

HYDRAULIC COMPONENTS (EQUIPPED WITH POWER CLOSER)

LAST UPDATED
SEPT 2014 to JUL 2018

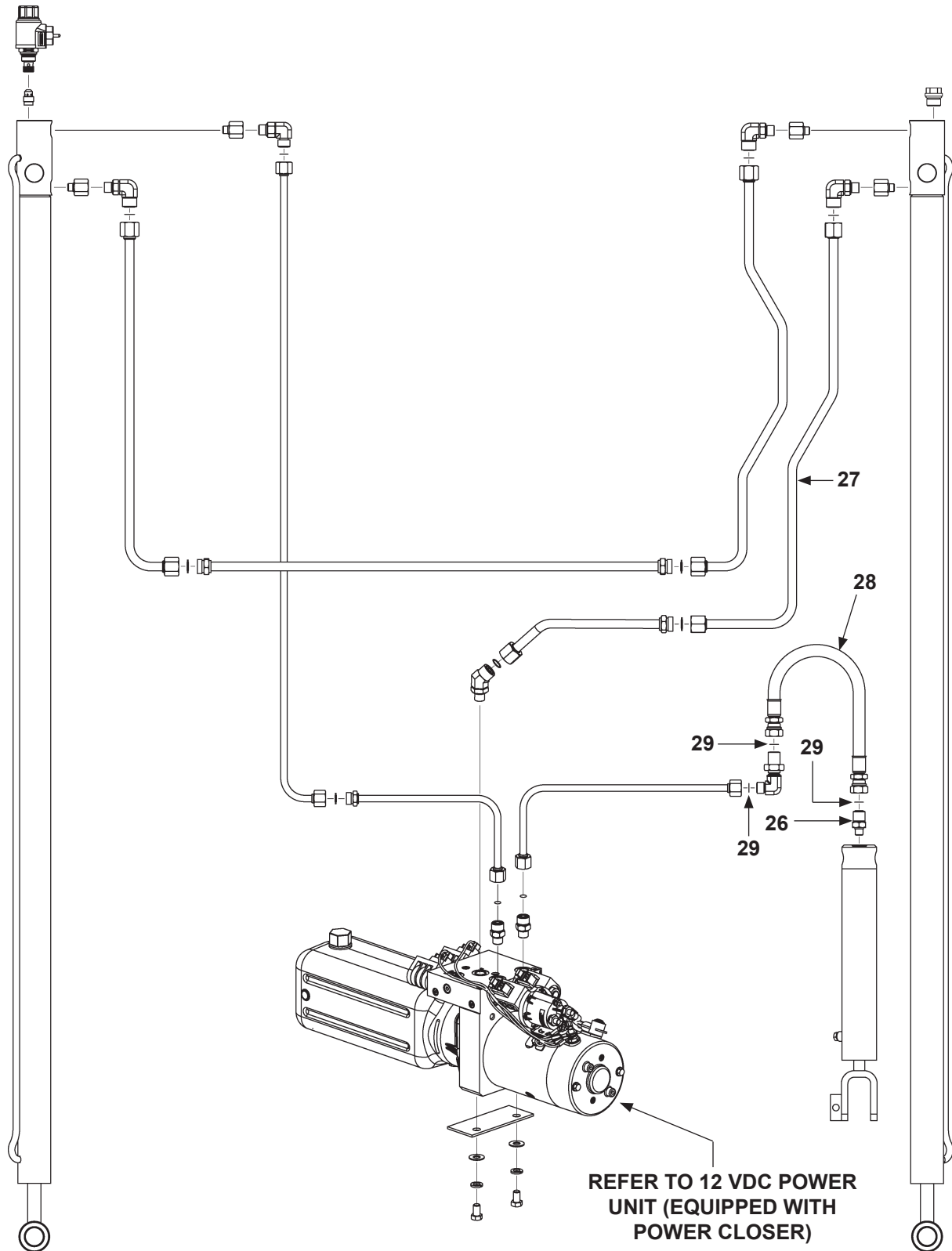


HYDRAULIC COMPONENTS (EQUIPPED WITH POWER CLOSER)

**LAST UPDATED
SEPT 2014 to JUL 2018**

NOTE: If lines are opened & closed or replaced, and if power unit or cylinders are replaced, pressurize hydraulic system before operating Liftgate with a passenger or load. Refer to **PRESSURIZING HYDRAULIC SYSTEM** procedure in this manual.

| ITEM | QTY. | PART NO. | DESCRIPTION |
|------|------|-------------|--|
| 1 | 4 | 906761-01 | CONNECTOR, #4M - #6F, O-RING |
| 2 | 2 | 903409-03 | FENDER WASHER, 13/32" I.D. X 7/8" O.D. |
| 3 | 2 | 902019-5 | LOCK WASHER, 11/16" O.D. X 7/8" I.D. |
| 4 | 2 | 900764-03 | HEX CAP SCREW, 3/8"-16 X 5/8" LG. |
| 5 | 1 | 283190-01 | HYDRAULIC MASTER CYLINDER |
| 5A | 1 | 283190SK-01 | MASTER CYLINDER SEAL KIT |
| 6 | 3 | 905158 | ELBOW, NPSC, SAE #6 FACE SEAL, O-RING |
| 7 | 1 | 906704-02 | STRAIGHT ELBOW SAE #6 FACE SEAL, O-RING |
| 8 | 1 | 5-30036 | 12V LOGIC VALVE |
| 9 | 1 | 906717-02 | FLOW CONTROL VALVE, 1.5 GPM |
| 10 | 1 | 286440-01 | LH COLUMN FACE SEAL TUBE ASSEMBLY, 63-3/8" LG. |
| 11 | 1 | 286437-01 | RH COLUMN FACE SEAL TUBE ASSEMBLY |
| 12 | 1 | 283212-05 | RETURN LINE ASSEMBLY, LH COLUMN |
| 13 | 1 | 283190-02 | HYDRAULIC SLAVE CYLINDER |
| 13A | 1 | 283190SK-02 | SLAVE CYLINDER SEAL KIT |
| 14 | 1 | 288721-03 | FACE SEAL TUBE ASSEMBLY, 1/2" X 89-3/4" LG. |
| | | 288721-01 | FACE SEAL TUBE ASSEMBLY, 1/2" X 83-3/4" LG. |
| 15 | 1 | 287217-02 | LH HYDRAULIC LINE, LH, M/F, 57-3/8" LG. |
| | | 287217-03 | LH HYDRAULIC LINE, LH, M/F, 60-3/8" LG. |
| 16 | 1 | 288632-02 | RETURN LINE, 28-3/4" LG. |
| | | 288632-03 | RETURN LINE, 31-3/4" LG |
| 17 | 1 | 288632-03 | RETURN LINE, 31-13/16" LG. |
| 18 | 10 | 906712-03 | O-RING, #8, 1/2" ORIFICE FACE SEAL TUBE END |
| 19 | 1 | 906827-01 | ELBOW, 45° ORIFICE FACE SEAL/ORB #8 - #6, M-M |
| 20 | 2 | 905173 | CONNECTOR, #6 FS, #6 O-RING, M-M |
| 21 | 1 | 269358-02 | RUBBER PLATE, DMD PUMP |
| 22 | 1 | 906864-01 | HEX HEAD PLUG, M20 X 1-1/2" THREAD |
| 23 | 1 | 905162 | ELBOW, BULKHEAD UNION, FLANGE SEAL, #6 |
| 24 | 4 | 906712-02 | O-RING, #6, 3/8" ORIFICE FACE SEAL TUBE END |
| 25 | 1 | 283555-01 | HYDRAULIC CYLINDER, HYDRAULIC CLOSER |
| 25A | 1 | 283555SK-01 | HYDRAULIC CLOSER CYLINDER SEAL KIT |



HYDRAULIC COMPONENTS (EQUIPPED WITH POWER CLOSER) - Continued

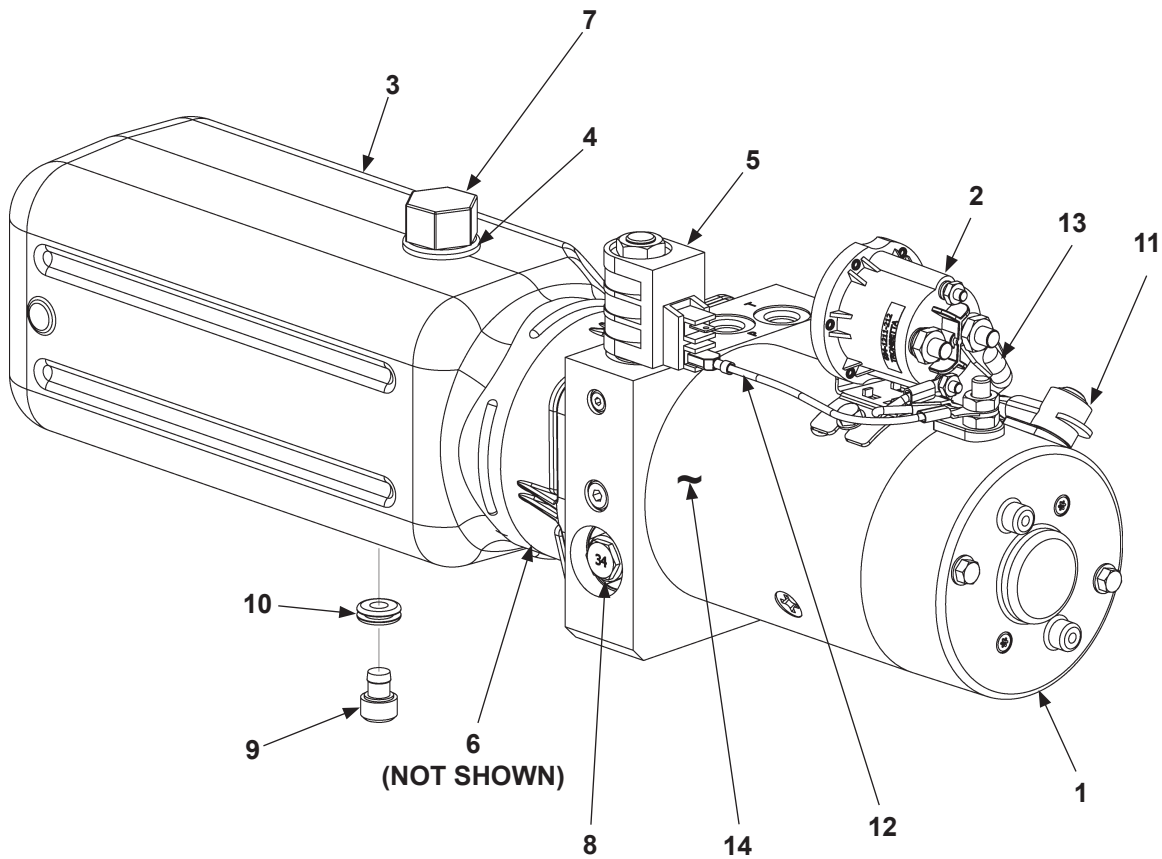
LAST UPDATED
SEPT 2014 to JUL 2018

NOTE: If lines are opened & closed or replaced, and if power unit or cylinders are replaced, pressurize hydraulic system before operating Liftgate with a passenger or load. Refer to **PRESSURIZING HYDRAULIC SYSTEM** procedure in this manual.

| ITEM | QTY. | PART NO. | DESCRIPTION |
|------|------|-----------|---|
| 26 | 1 | 906759-01 | CONNECTOR, FACE SEAL, #6, #4 ORIFICE |
| 27 | 1 | 286439-01 | FACE SEAL TUBE ASSEMBLY, RETURN LINE, RH, 5-3/16" LG. |
| 28 | 1 | 283538-01 | HOSE ASSEMBLY, 46" LG. |
| 29 | 3 | 283193-02 | ORIFICE FLANGE SEAL, 1/2" |

12 VDC POWER UNIT (STANDARD)

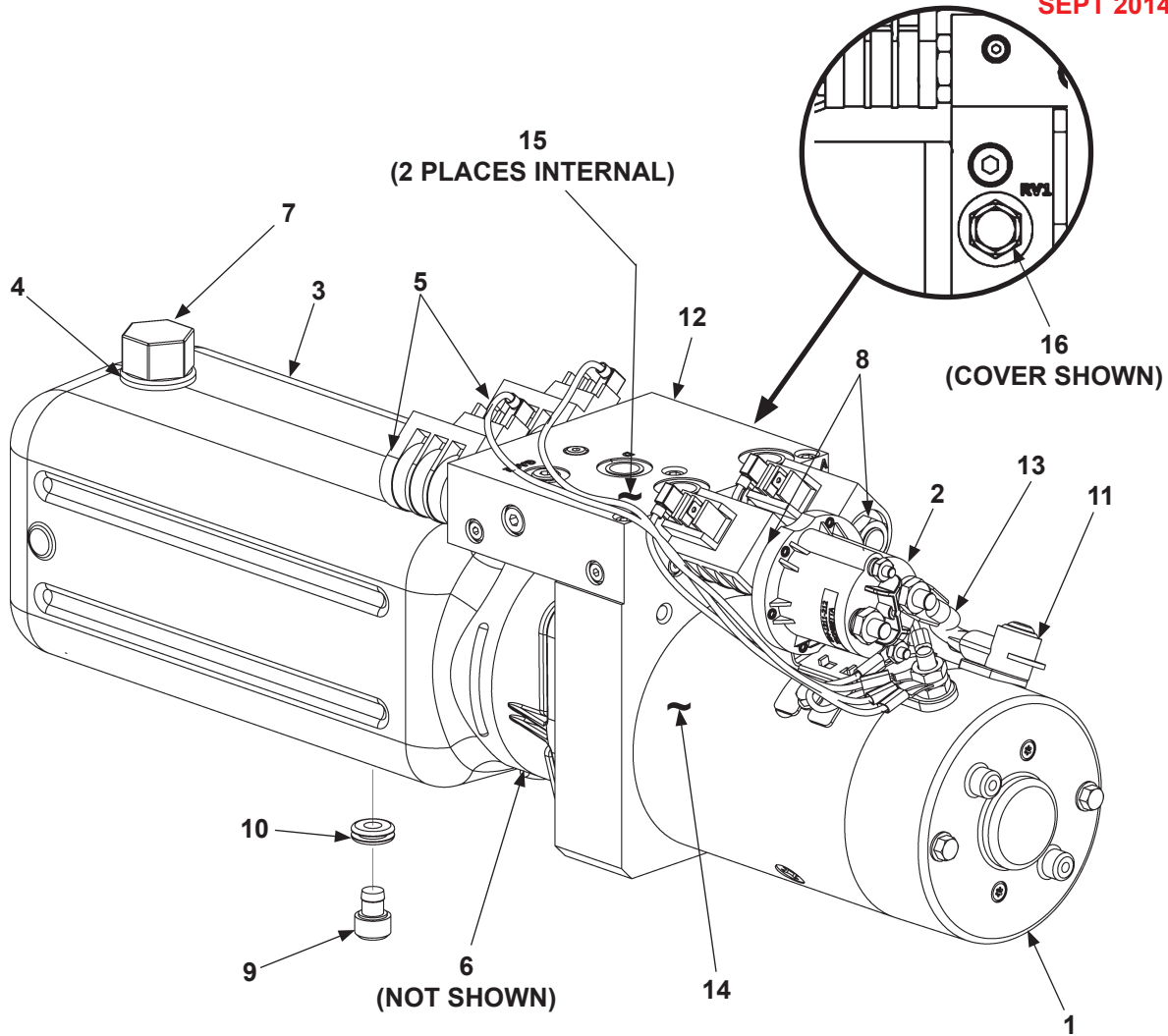
LAST UPDATED
SEPT 2014 to JUL 2018



| ITEM | QTY. | PART NO. | DESCRIPTION |
|------|------|-----------|------------------------------------|
| REF | 1 | 286191-01 | 12 VDC POWER UNIT (GD) |
| 1 | 1 | 269582-01 | 12 VDC MOTOR |
| 2 | 1 | 284080-01 | 12 VDC STARTER SOLENOID SWITCH |
| 3 | 1 | 905364-01 | RESERVOIR, PLASTIC, 4 QUART |
| 4 | 1 | 908016-01 | RUBBER GROMMET |
| 5 | 1 | 906822-01 | VALVE, 2-POLE SWITCH |
| 6 | 1 | 286192-01 | PUMP, PRESSURE LOADED, (NOT SHOWN) |
| 7 | 1 | 280806-01 | BREATHER FILLER CAP |
| 8 | 1 | 906737-01 | RELIEF VALVE ASSEMBLY |
| 9 | 1 | 908017-01 | DRAIN PLUG |
| 10 | 1 | 908018-01 | GROMMET, 13/16" O.D., 5/16" I.D. |
| 11 | 1 | 905339-01 | INSULATOR BOOT |
| 12 | 1 | 285224-01 | GROUND WIRE |
| 13 | 1 | 280404 | BATTERY CABLE |
| 14 | 1 | 905365-01 | COUPLING (HIDDEN FROM VIEW) |

12 VDC POWER UNIT (EQUIPPED WITH POWER CLOSER)

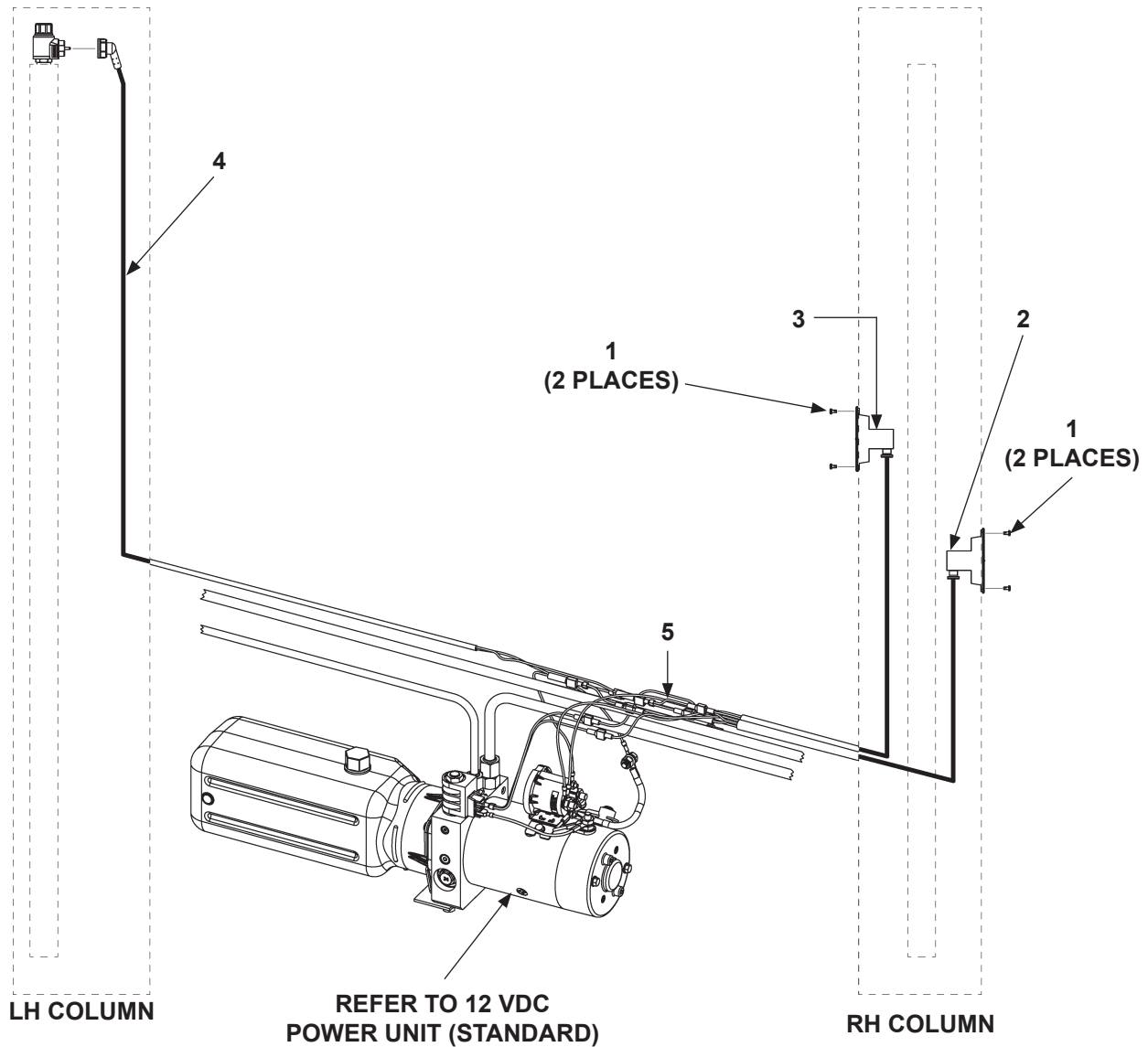
LAST UPDATED
SEPT 2014 to JUL 2018



| ITEM | QTY. | PART NO. | DESCRIPTION |
|------|------|-----------|---------------------------------------|
| REF | 1 | 283240-01 | 12 VDC POWER UNIT (HYDRAULIC CONTROL) |
| 1 | 1 | 269582-01 | 12 VDC MOTOR |
| 2 | 1 | 284080-01 | 12 VDC STARTER SOLENOID SWITCH |
| 3 | 1 | 906961-01 | RESERVOIR, PLASTIC, 4 QUART |
| 4 | 1 | 908016-01 | RUBBER GROMMET |
| 5 | 2 | 906960-01 | VALVE, 2P/2W, DOUBLE BLOCKING |
| 6 | 1 | 286192-01 | PUMP, PRESSURE LOADED, (NOT SHOWN) |
| 7 | 1 | 280806-01 | BREATHER FILLER CAP |
| 8 | 2 | 906959-01 | VALVE, 2P/2W NC |
| 9 | 1 | 908017-01 | DRAIN PLUG |
| 10 | 1 | 908018-01 | GROMMET, 13/16" O.D., 5/16" I.D. |
| 11 | 1 | 905339-01 | INSULATOR BOOT |
| 12 | 1 | 906963-01 | MANIFOLD ASSEMBLY |
| 13 | 1 | 280404 | BATTERY CABLE |
| 14 | 1 | 905365-01 | COUPLING (HIDDEN FROM VIEW) |
| 15 | 2 | 906962-01 | FLOW CONTROL VALVE (0-5 GPM) |
| 16 | 1 | 906958-01 | RELIEF VALVE, DIFFERENTIAL, DEL TROL |

ELECTRICAL COMPONENTS (STANDARD)

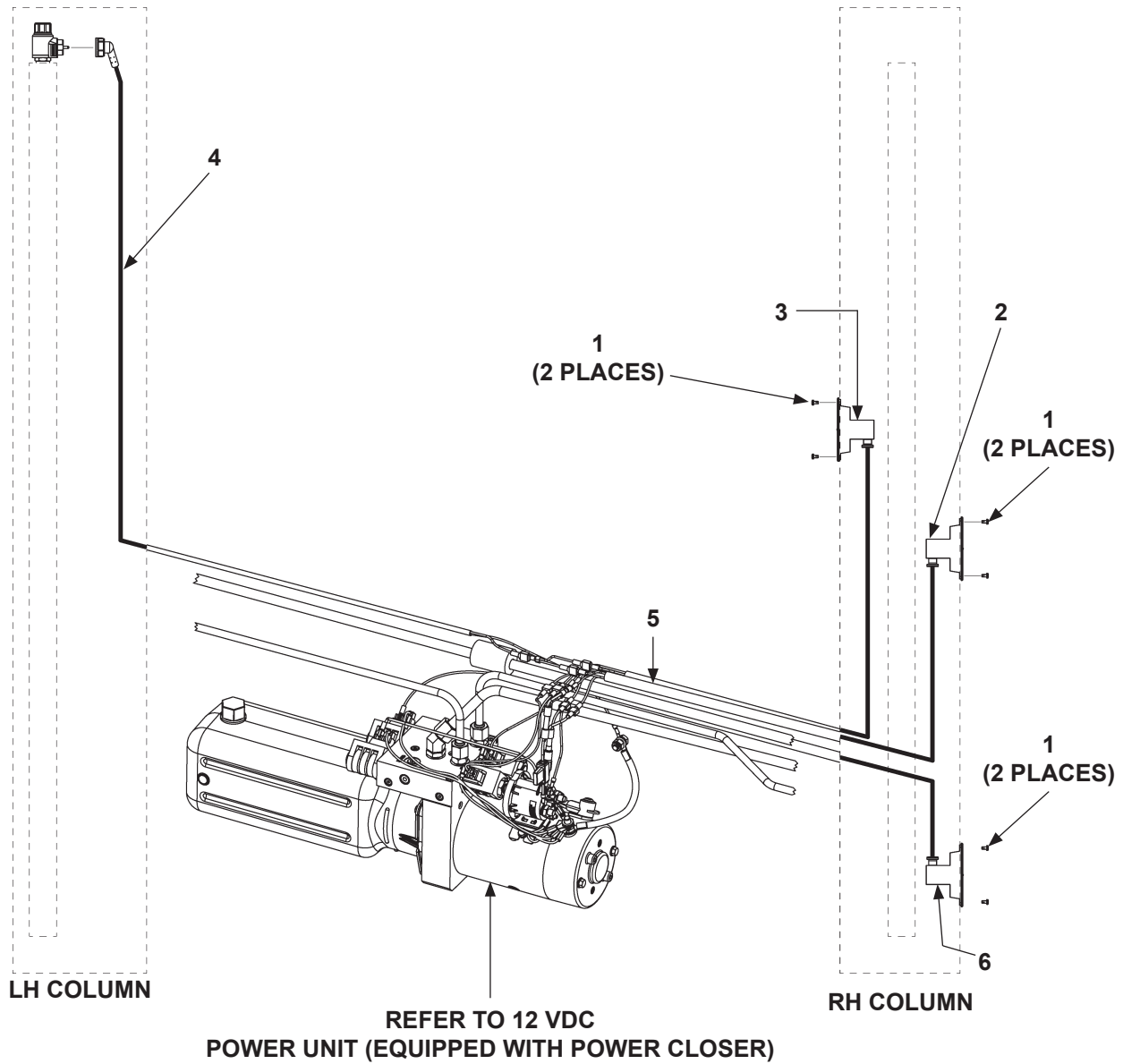
LAST UPDATED
SEPT 2014 to JUL 2018



| ITEM | QTY. | PART NO. | DESCRIPTION |
|------|------|-----------|--|
| 1 | 4 | 900766-01 | SELF TAPPING SCREW, #10-24" X 3/8" LG. |
| 2 | 1 | 288638-01 | SWITCH & CABLE ASSEMBLY |
| 3 | 1 | 288638-03 | SWITCH & CABLE ASSEMBLY |
| 4 | 1 | 283554-01 | CONNECTOR ASSEMBLY, 132" LG. |
| 5 | 1 | 283557-01 | WIRE ASSEMBLY, 16 GAUGE, BLACK |

ELECTRICAL COMPONENTS (EQUIPPED WITH POWER CLOSER)

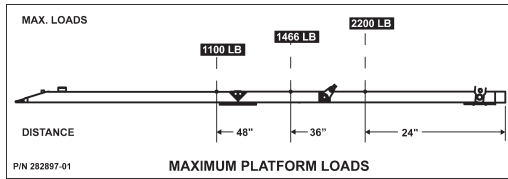
LAST UPDATED
SEPT 2014 to JUL 2018



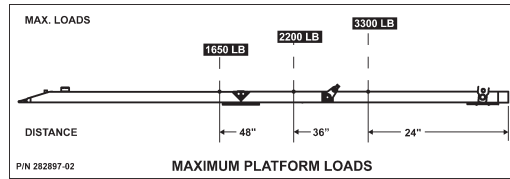
| ITEM | QTY. | PART NO. | DESCRIPTION |
|------|------|-----------|--|
| 1 | 6 | 900766-01 | SELF TAPPING SCREW, #10-24" X 3/8" LG. |
| 2 | 1 | 288637-01 | SWITCH & CABLE ASSEMBLY |
| 3 | 1 | 288637-03 | SWITCH & CABLE ASSEMBLY |
| 4 | 1 | 283554-01 | CONNECTOR ASSEMBLY, 132" LG. |
| 5 | 1 | 283557-01 | WIRE ASSEMBLY, 16 GAUGE, BLACK |
| 6 | 1 | 288637-02 | SWITCH & CABLE ASSEMBLY |

DECALS (STANDARD)

LAST UPDATED
SEPT 2014 to JUL 2018



**PLATFORM LOAD DECAL
(DMD-22 ONLY)
P/N 282897-01**



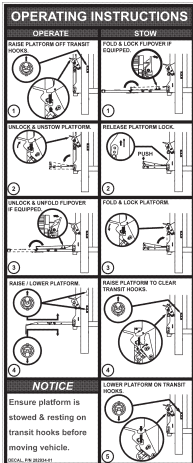
**PLATFORM LOAD DECAL
(DMD-33 ONLY)
P/N 282897-02**

THE MAXIMUM CAPACITY
OF THIS LIFT IS
2200 LB [1000 KG]
WHEN THE LOAD IS
CENTERED ON THE LOAD
CARRYING PLATFORM
P/N 220388-03

**DMD-22 ONLY
CAPACITY DECAL
P/N 220388-03**

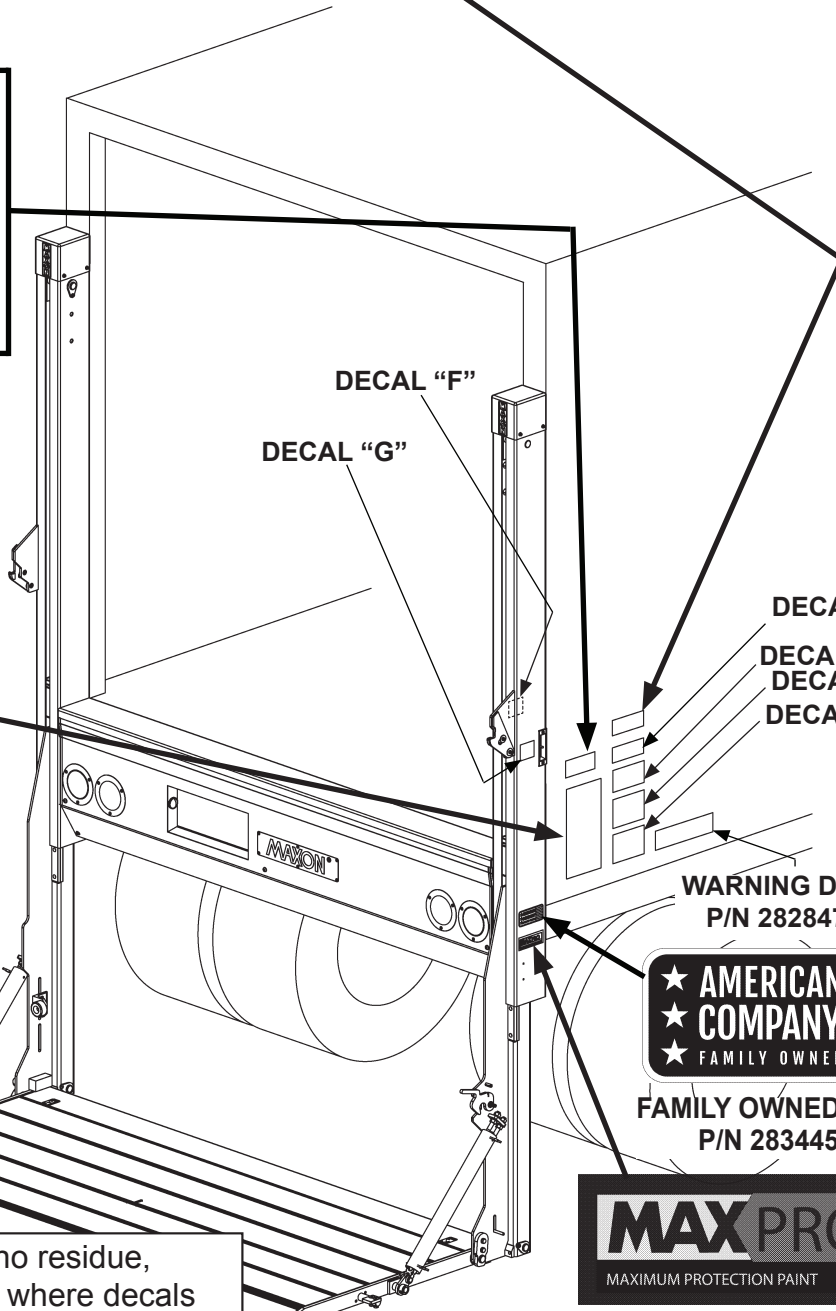
THE MAXIMUM CAPACITY
OF THIS LIFT IS
3300 LB [1500 KG]
WHEN THE LOAD IS
CENTERED ON THE LOAD
CARRYING PLATFORM
P/N 220388-02

**DMD-33 ONLY
CAPACITY DECAL
P/N 220388-02**



**OPERATION DECAL
P/N 282934-01**

NOTE: Ensure there is no residue, dirt, or corrosion where decals are attached. If necessary, clean surface before attaching decals.



DECAL "E"
DECAL "D"
DECAL "B"
DECAL "A"

**WARNING DECAL
P/N 282847-01**



**FAMILY OWNED DECAL
P/N 283445-01**



**PAINT DECAL
(2 PLACES)
P/N 267338-01**

| | |
|---|--|
| <p>SAFETY INSTRUCTIONS</p> <p>Read all decals and operation manual before operating liftgate.</p> <ol style="list-style-type: none"> 1. Do not use liftgate unless you have been properly instructed and have read, and are familiar with, the operating instructions. 2. Be certain vehicle is properly and securely braked before using the liftgate. 3. Always inspect this liftgate for maintenance or damage before using it. Do not use liftgate if it shows any sign of damage or improper maintenance. 4. Do not overload 5. Make certain the area in which the platform will open and close is clear before opening or closing the platform. 6. Make certain platform area, including the area in which loads may fall from platform, is clear before and at all times during operation of liftgate. 7. This liftgate is intended for loading and unloading of cargo only. Do not use this liftgate for anything but its intended use. <p style="text-align: right;">(A)</p> | <p>WARNING</p> <p>Read this information carefully.</p> <ul style="list-style-type: none"> • Improper operation of this Liftgate can result in serious personal injury. If you do not have a copy of the operating instructions, please obtain them from your employer, distributor, or lessor before you attempt to operate Liftgate. • If there are signs of improper maintenance, damage to vital parts, or slippery platform surface, do not use the Liftgate until these problems have been corrected. • If you are using a pallet jack, be sure it can be maneuvered safely. • Do not operate a forklift on the platform. • Do not allow any part of yours or your helper's body to be placed under, within, or around any portion of the moving Liftgate, or its mechanisms, or in a position that would trap them between the platform and the ground or truck when the Liftgate is operated. • If a helper is riding the platform with you, make sure you are both doing so safely and that you are not in danger of coming in contact with any moving or potentially moving obstacles. • USE GOOD COMMON SENSE. • If load appears to be unsafe, do not lift or lower it. <p><small>For a free copy of other manuals that pertain to this model Liftgate, please visit our website at www.maxonlift.com or call Customer Service at (800) 227-4116.</small></p> <p style="text-align: right;">(B)</p> |
| <p>CAUTION</p> <p>Always stand clear of platform area.</p> <p style="text-align: right;">(E)</p> | <p>WARNING</p> <p>Liftgate hazards can result in crushing or falling.</p> <p>Keep hands and feet clear of pinch points.</p> <p>If riding liftgate, make sure load is stable and footing is solid.</p> <p style="text-align: right;">(D)</p> <p>Read and understand all instructions and WARNINGS before use.</p> |
| | |

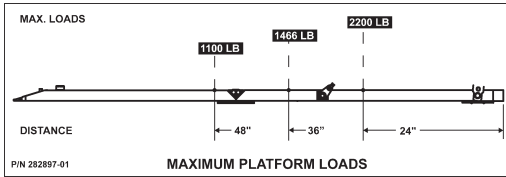
DECAL SHEET
P/N 284216-01

| | | |
|--|--|--|
| | <p>WARNING</p> <p>A Liftgate extending from a moving vehicle could injure bystanders & damage property.</p> <p>Stow liftgate in correct transit position before moving vehicle.</p> <p><small>DECAL P/N 282847-01</small></p> | |
|--|--|--|

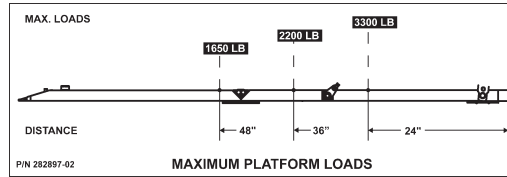
WARNING DECAL
P/N 282847-01

DECALS (EQUIPPED WITH POWER CLOSER)

LAST UPDATED
SEPT 2014 to JUL 2018



**PLATFORM LOAD DECAL
(DMD-22 ONLY)
P/N 282897-01**



**PLATFORM LOAD DECAL
(DMD-33 ONLY)
P/N 282897-02**

THE MAXIMUM CAPACITY
OF THIS LIFT IS
2200 LB [1000 KG]
WHEN THE LOAD IS
CENTERED ON THE LOAD
CARRYING PLATFORM
P/N 220388-03

**DMD-22 ONLY
CAPACITY DECAL
P/N 220388-03**

THE MAXIMUM CAPACITY
OF THIS LIFT IS
3300 LB [1500 KG]
WHEN THE LOAD IS
CENTERED ON THE LOAD
CARRYING PLATFORM
P/N 220388-02

**DMD-33 ONLY
CAPACITY DECAL
P/N 220388-02**

OPERATING INSTRUCTIONS

| OPERATE | STOW |
|--|---|
| <p>1 RAISE PLATFORM OFF TRANSIT HOOKS.</p> | <p>2 FOLD PLATFORM DOWN UNTIL PLATFORM IS LOCKED.</p> |
| <p>3 UNLOCK & UNFOLD PLATFORM.</p> | <p>4 RAISE PLATFORM TO CLEAR TRANSIT HOOKS.</p> |
| <p>5 RAISE LOWER PLATFORM.</p> | <p>6 LOWER PLATFORM ON TRANSIT HOOKS.</p> |

NOTICE
Ensure platform is stowed & resting on transit hooks before moving vehicle.
DECAL: PN 282934-03

**OPERATION DECAL
P/N 282934-03**

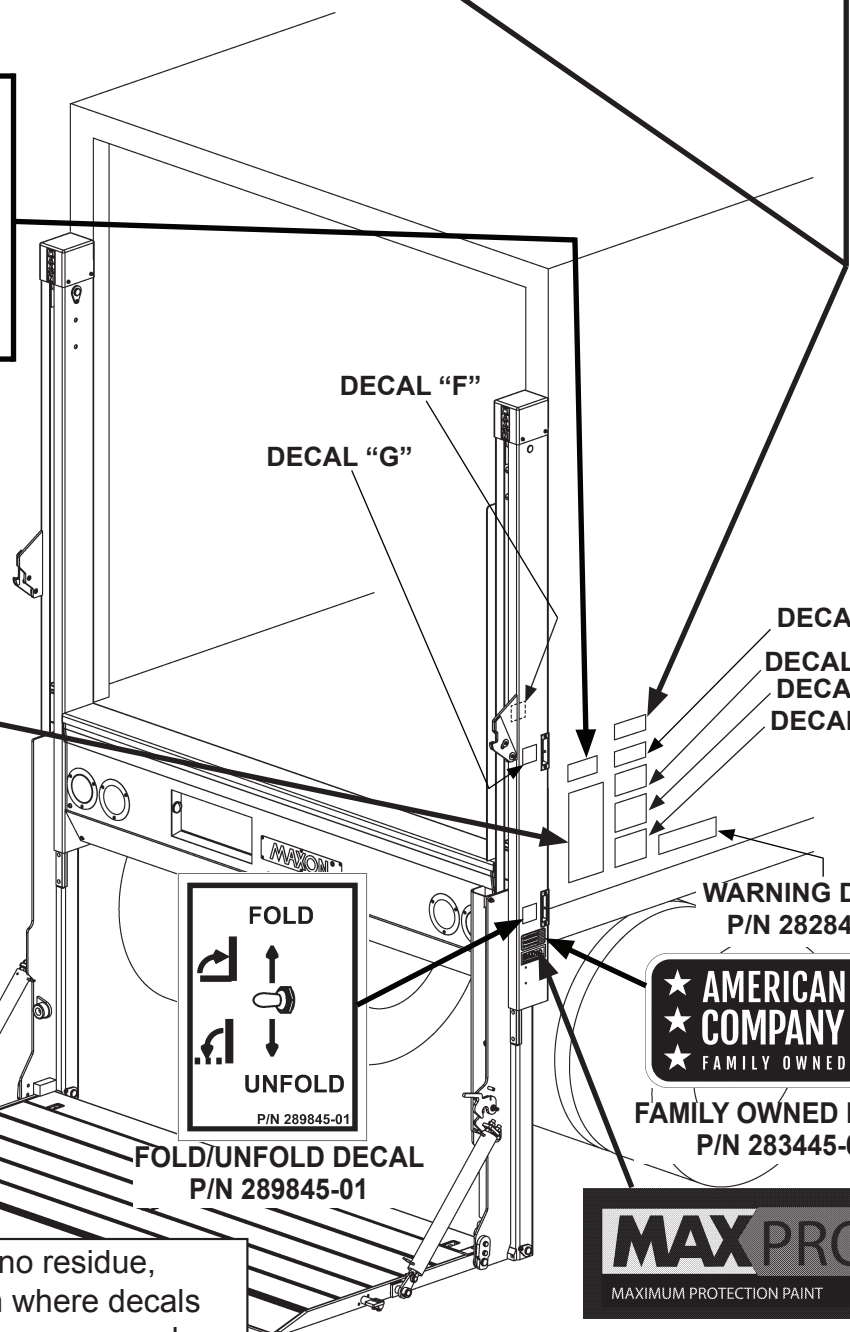
FOLD

UNFOLD

P/N 289845-01

**FOLD/UNFOLD DECAL
P/N 289845-01**

NOTE: Ensure there is no residue, dirt, or corrosion where decals are attached. If necessary, clean surface before attaching decals.




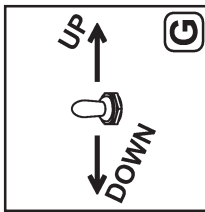
**FAMILY OWNED DECAL
P/N 283445-01**





**PAINT DECAL
(2 PLACES)
P/N 267338-01**

DECALS (EQUIPPED WITH POWER CLOSER)

LAST UPDATED
SEPT 2014 to JUL 2018

| | |
|--|--|
| <p>SAFETY INSTRUCTIONS</p> <p>Read all decals and operation manual before operating liftgate.</p> <ol style="list-style-type: none"> Do not use liftgate unless you have been properly instructed and have read, and are familiar with, the operating instructions. Be certain vehicle is properly and securely braked before using the liftgate. Always inspect this liftgate for maintenance or damage before using it. Do not use liftgate if it shows any sign of damage or improper maintenance. Do not overload Make certain the area in which the platform will open and close is clear before opening or closing the platform. Make certain platform area, including the area in which loads may fall from platform, is clear before and at all times during operation of liftgate. This liftgate is intended for loading and unloading of cargo only. Do not use this liftgate for anything but its intended use. <p style="text-align: right;">(A)</p> | <p>WARNING</p> <p>Read this information carefully.</p> <ul style="list-style-type: none"> Improper operation of this Liftgate can result in serious personal injury. If you do not have a copy of the operating instructions, please obtain them from your employer, distributor, or lessor before you attempt to operate Liftgate. If there are signs of improper maintenance, damage to vital parts, or slippery platform surface, do not use the Liftgate until these problems have been corrected. If you are using a pallet jack, be sure it can be maneuvered safely. Do not operate a forklift on the platform. Do not allow any part of yours or your helper's body to be placed under, within, or around any portion of the moving Liftgate, or its mechanisms, or in a position that would trap them between the platform and the ground or truck when the Liftgate is operated. If a helper is riding the platform with you, make sure you are both doing so safely and that you are not in danger of coming in contact with any moving or potentially moving obstacles. USE GOOD COMMON SENSE. If load appears to be unsafe, do not lift or lower it. <p><small>For a free copy of other manuals that pertain to this model Liftgate, please visit our website at www.maxonlift.com or call Customer Service at (800) 227-4116.</small></p> <p style="text-align: right;">(B)</p> |
| <p>CAUTION</p> <p>Always stand clear of platform area.</p> <p style="text-align: right;">(C)</p> | <p>WARNING</p> <p>Liftgate hazards can result in crushing or falling.</p> <p>Keep hands and feet clear of pinch points.</p> <p>If riding liftgate, make sure load is stable and footing is solid.</p> <p style="text-align: right;">(D)</p> <p>Read and understand all instructions and WARNINGS before use.</p> |
|  <p style="text-align: right;">(E)</p> |  <p style="text-align: right;">(G)</p> |

DECAL SHEET P/N 284216-01

| | | |
|---|--|--|
|  | <p>WARNING</p> <p>A Liftgate extending from a moving vehicle could injure bystanders & damage property. Stow liftgate in correct transit position before moving vehicle.</p> <p style="text-align: right;"><small>DECAL P/N 282847-01</small></p> |  |
|---|--|--|

WARNING DECAL P/N 282847-01