

To search for your Maxon parts in this document, press Ctrl + F for Windows or Command + F for macOS to open the Search Box.



MAXON[®]

This parts manual covers all MXT-25/33's manufactured July 2021 till current. If your model is older then please contact Maxon CS at 800.227.4116 or parts@maxonlift.com.

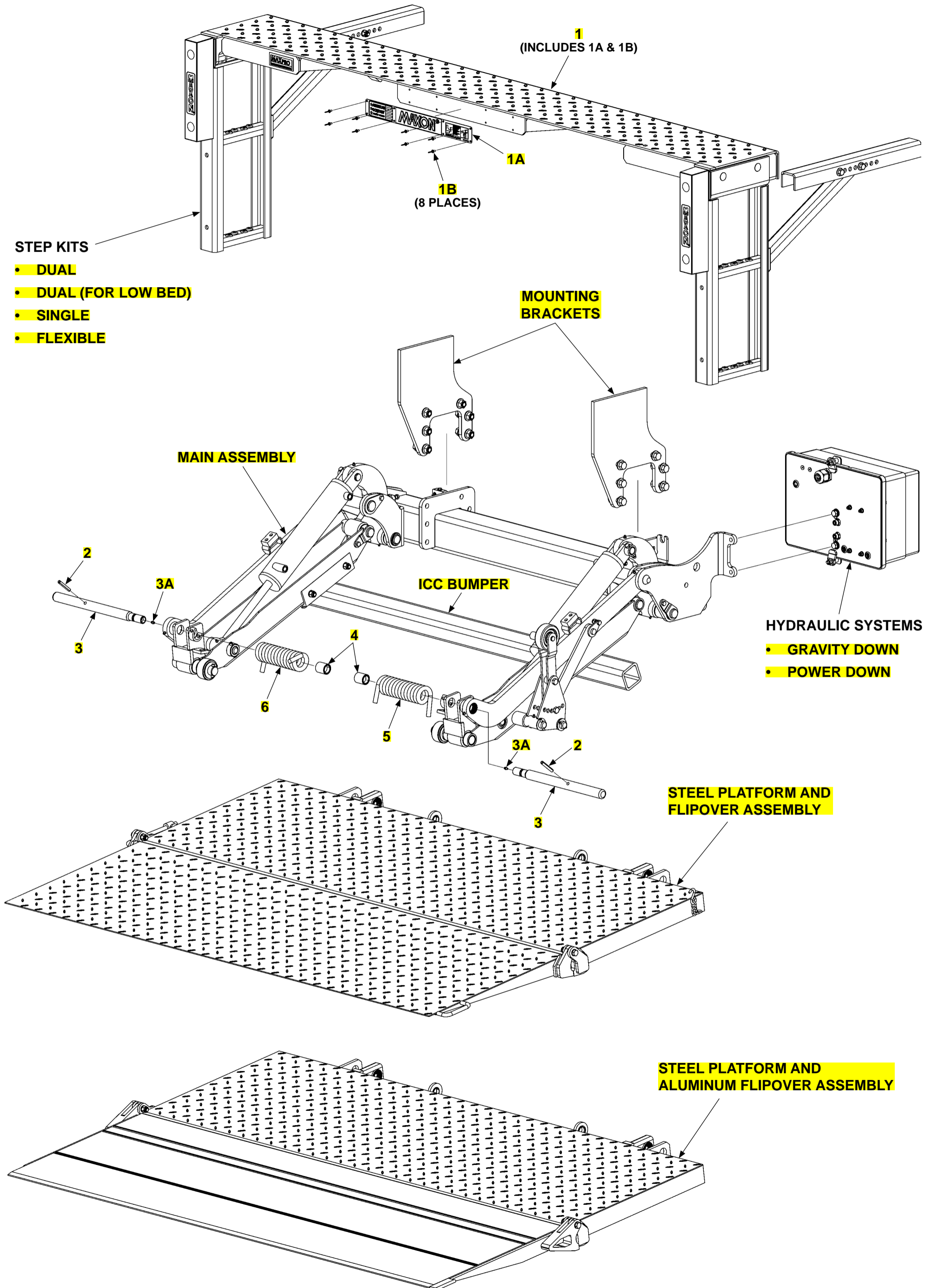
TUK-A-WAY[®]
MXT-25/33

PARTS BREAKDOWN



FINAL ASSEMBLY WITH STEEL PLATFORM

LAST UPDATED
MAR 2021 to present

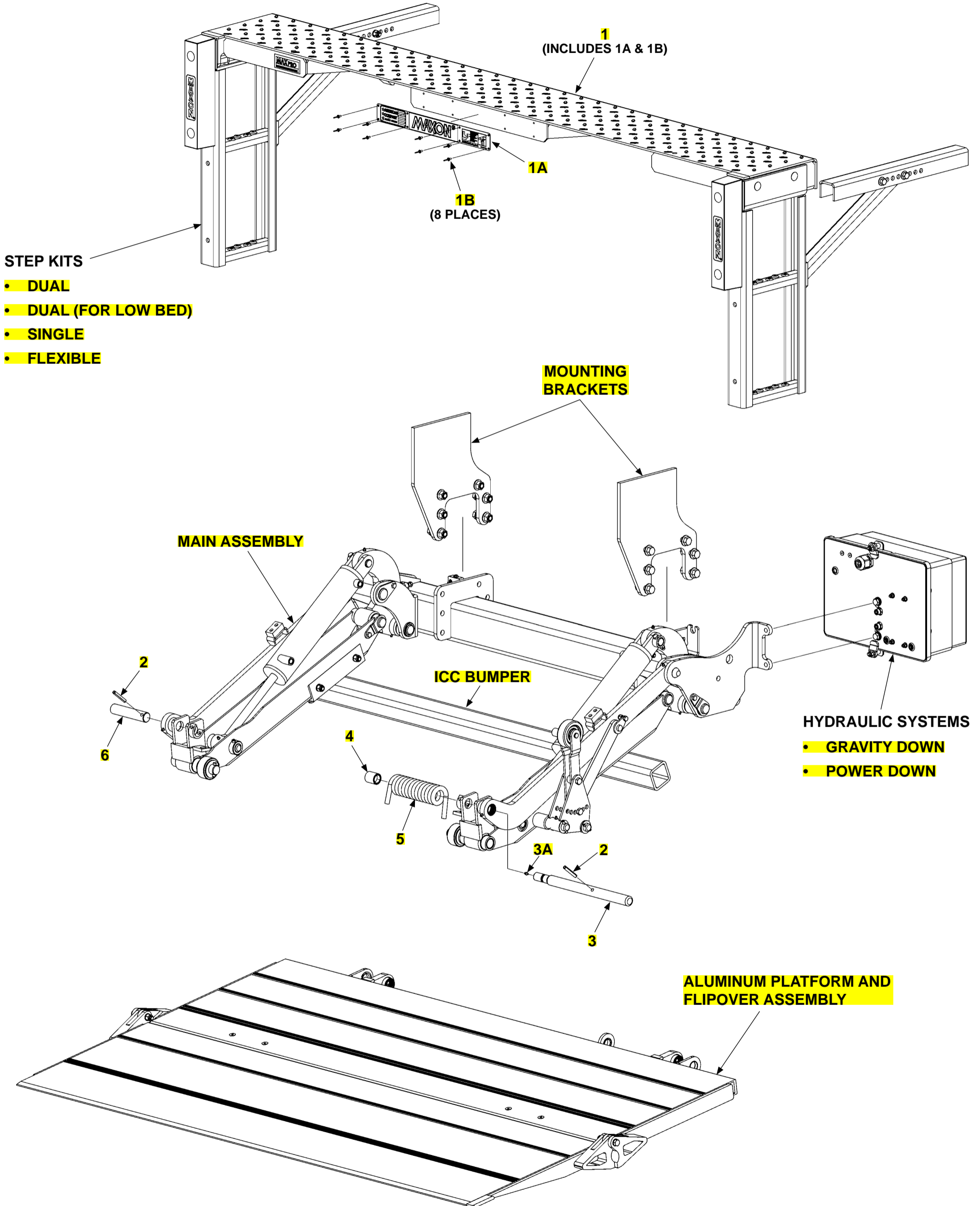


FINAL ASSEMBLY WITH STEEL PLATFORM

ITEM	QTY	PART NO	DESCRIPTION
1	1	288702-01G	EXT PLATE ASSY, 96"LG, TE-33/25,G
		288702-02G	EXT PLATE ASSY, 102"LG, TE-33/25,G
1A	1	280004-01	PLATE, MAXON NAME & DECALS
1B	8	904005-2	RIVET,BLIND SSTL DOME.187X.565
2	2	904717-08	PIN, ROLL .38 X 2.5 ZINC
3	2	288348-01	PIN,SPRING ASSY
3A	1	224342	FITTING, GREASE 1/4" SELF DRILL
4	2	285098-01	BUSHING ASSY, P/F SPRING
5	1	284541-01	TORSION SPRING, P/F
6	1	284541-02	TORSION SPRING,P/F

FINAL ASSEMBLY WITH ALUMINUM PLATFORM

LAST UPDATED
MAR 2021 to present

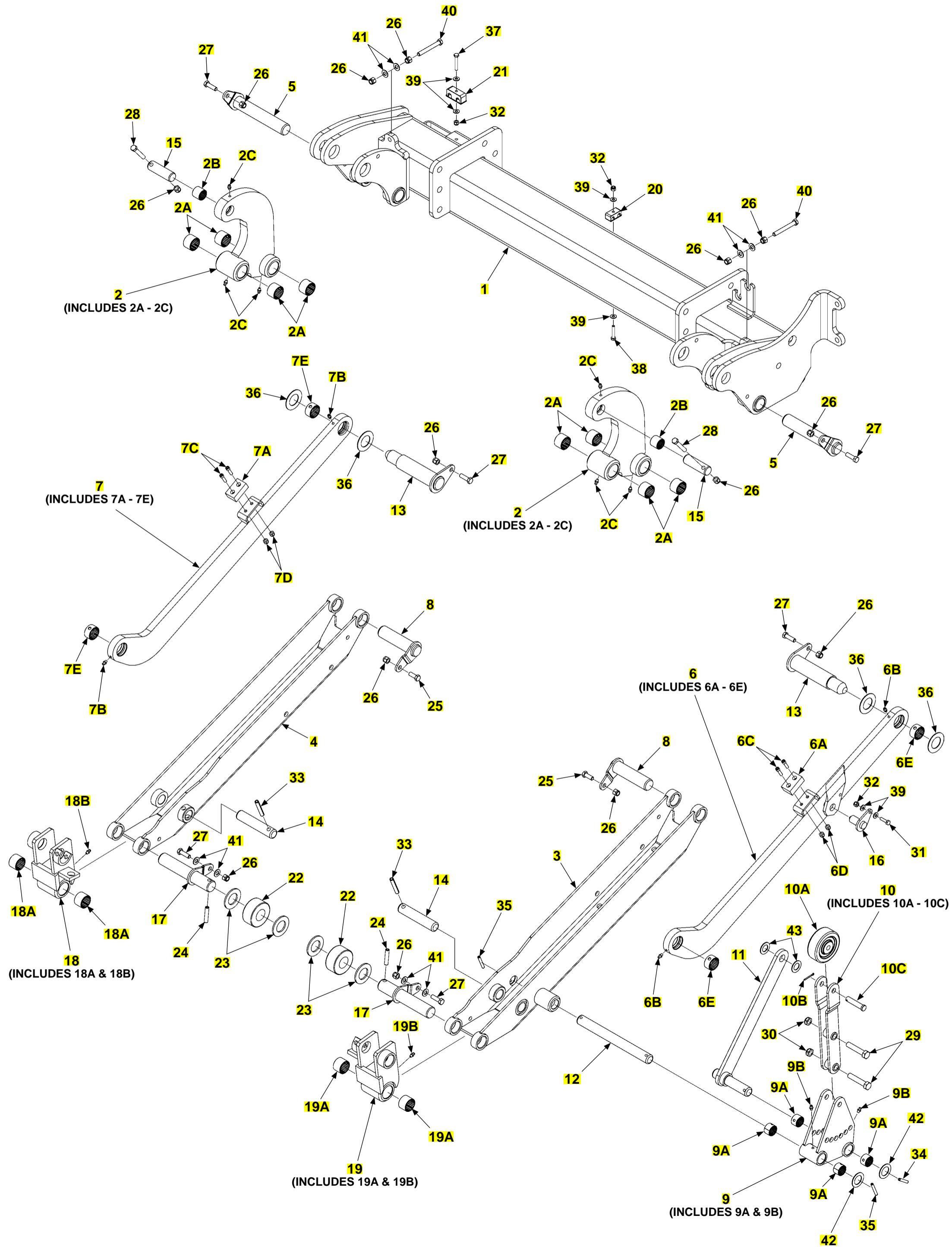


FINAL ASSEMBLY WITH ALUMINUM PLATFORM

ITEM	QTY	PART NO	DESCRIPTION
1	1	288702-01G	EXT PLATE ASSY, 96"LG, TE-33/25,G
		288702-02G	EXT PLATE ASSY, 102"LG, TE-33/25,G
1A	1	280004-01	PLATE, MAXON NAME & DECALS
1B	8	904005-2	RIVET,BLIND SSTL DOME.187X.565
2	2	904717-08	PIN, ROLL .38 X 2.5 ZINC
3	1	288348-01	PIN,SPRING ASSY
3A	1	224342	FITTING, GREASE 1/4" SELF DRILL
4	1	285098-01	BUSHING ASSY, P/F SPRING
5	1	284541-01	TORSION SPRING, P/F
6	1	283627-01	PIN, Ø1.25 X 5.88, ZINC

MAIN ASSEMBLY: MXT-25/33

LAST UPDATED
MAR 2021 to present



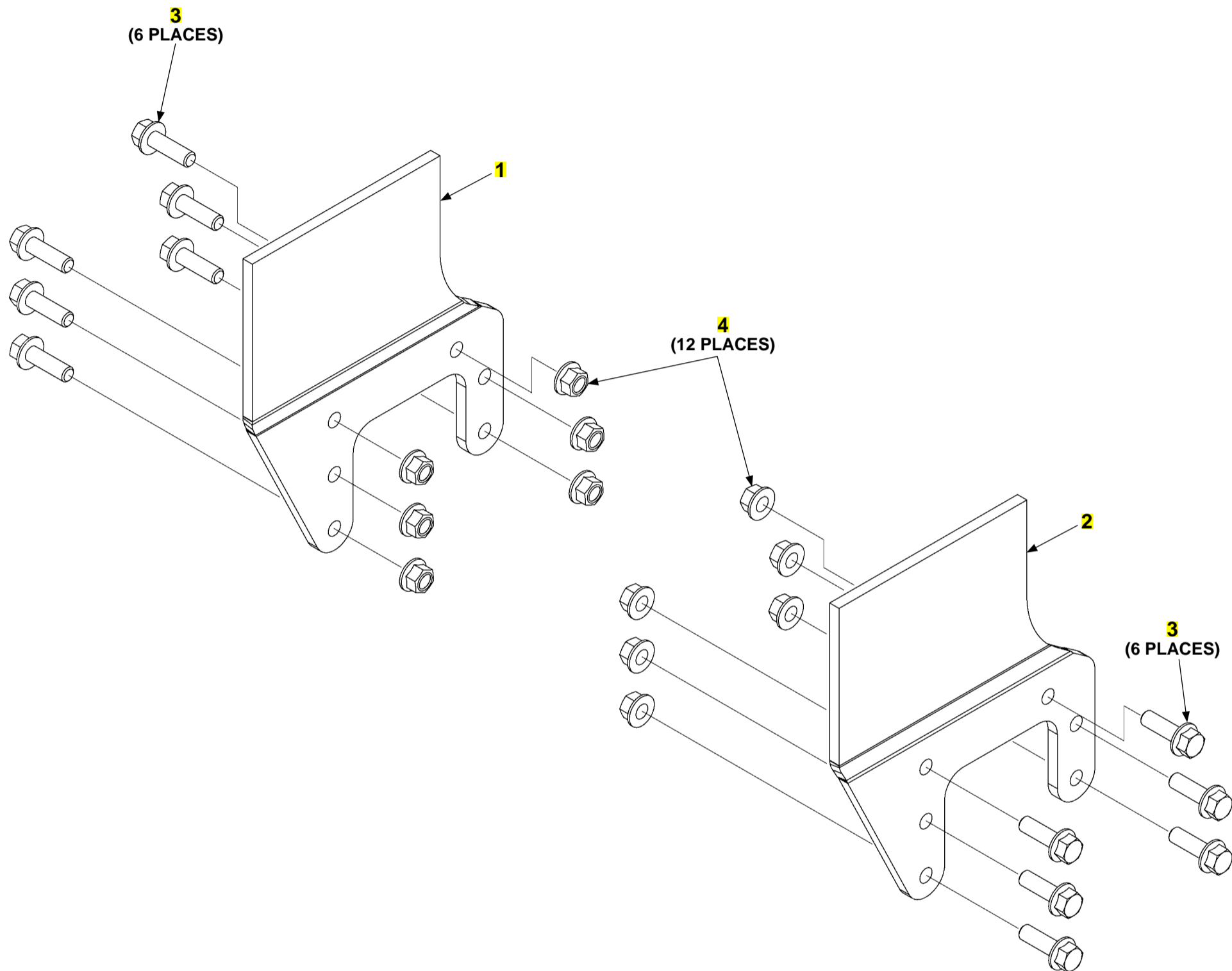
MAIN ASSEMBLY: MXT-25/33

ITEM	QTY.	PART NO.	DESCRIPTION
1	1	283601-01G	MAIN FRAME WLDMT, GAL
2	2	283802-01G	BRACKET ASSY, KNUCKLE DOWN , GAL
2A	4	908177-02	BEARING , PRELUBE1.25 I.D. X 1.0 LG
2B	1	908178-02	BEARING , PRELUBE1.00 I.D. X 1.0 LG
2C	3	224342	FITTING, GREASE 1/4" SELF DRILL
3	1	283612-02G	LIFT ARM WLDMT, RH, GAL
4	1	283612-01G	LIFT ARM WLDMT, LH, GAL
5	2	283615-01	PIN WLDMT, Ø1.25 X 7.5 LG
6	1	285715-02G	PARALLEL ARM ASSY, RH, GALV
6A	1	285058-01	PAD NYLON, P/F SUPPORT
6B	2	224342	FITTING, GREASE 1/4" SELF DRILL
6C	2	900025-1	SCREW, SOC .25-20X1 ALLOY
6D	2	901000	NUT, NYLON 1/4-20 ZINC
6E	2	908177-01	BEARING PRELUBE 1.25 I.D. X .75 LG
7	1	285715-01G	PARALLEL ARM ASSY, LH, GALV
7A	1	285058-01	PAD NYLON, P/F SUPPORT
7B	2	224342	FITTING, GREASE 1/4" SELF DRILL
7C	2	900025-1	SCREW, SOC .25-20X1 ALLOY
7D	2	901000	NUT, NYLON 1/4-20 ZINC
7E	2	908177-01	BEARING PRELUBE 1.25 I.D. X .75 LG
8	2	283615-02	PIN WLDMT, Ø1.25 X 5.13 LG
9	1	286536-01G	BRACKET ASSY, OPENER, GALV
9A	4	908178-01	BEARING PRELUBE 1.00 I.D. X .75 LG
9B	2	224342	FITTING, GREASE 1/4" SELF DRILL
10	1	286541-01G	OPENER ASSY,GALV
10A	1	280082-01	ROLLER, OPENER, 3.5 X1.25 X .5
10B	1	030805	COTTER PIN, 1/8"DIAX1.00
10C	1	905212-04	CLEVIS PIN .5DIA X 2.25LG, SS
11	1	286538-01	ARM WLDMT
12	1	286531-01	PIN, OPENER
13	2	283618-01	PIN WLDMT, KNUCKLE DN
14	2	284207-01	PIN, CYL
15	2	283632-01	PIN, CYLINDER
16	1	286544-01	PIN WLDMT, OPENER ARM
17	2	283614-01	PIN WLDMT, SHACKLE
18	1	284215-01G	SHACKLE ASSY,LH,HB, GALV
18A	2	908177-02	BEARING , PRELUBE1.25 I.D. X 1.0 LG
18B	1	224342	FITTING, GREASE 1/4" SELF DRILL
19	1	284215-04G	SHACKLE ASSY,RH,HB, GALV
19A	2	908177-02	BEARING , PRELUBE1.25 I.D. X 1.0 LG
19B	1	224342	FITTING, GREASE 1/4" SELF DRILL
20	1	905071-01	DOUBLE-LINE PLASTIC CLAMP,Ø.38
21	1	905071-03	DOUBLE-LINE PLASTIC CLAMP,Ø.5
22	2	282780-03	ROLLER, SHACKLE, 2.75 OD X 1.27 ID, GPT-25/3
23	4	264272	FLAT WASHER 2.25 ODX1.28ID
24	2	904717-05	PIN, ROLL .38 X 1.75ZINC
25	2	900014-4	SCREW,HEX CAP.38-16X1 GR8, ZC
26	14	901002	NUT, NYLON 3/8-16 ZINC
27	6	900014-5	SCREW,HEX CAP.38-16X1.25 G8,ZC
28	2	900014-9	SCREW,HEX CAP.38-16X2.25 G8,ZC
29	2	900033-7	SCREW, CAP .5-20X2.50 GR8 ZC
30	2	901016-1	NUT HEX THIN HD LKING.500-20
31	1	900000-4	BOLT, HX .25-20X1 GR8 ZC
32	3	901000	NUT, NYLON 1/4-20 ZINC
33	2	904717-07	PIN, ROLL .38 X 2.25 ZINC
34	1	905033-1	ROLL PIN .250 O.D.X1.50"LG
35	2	905033-4	ROLL PIN .250 O.D.X1.75"LG
36	4	908078-02	FB THRUST BEARING 1.25 ID
37	1	900004-7	SCREW, CAP .25-20X1.75 GR8 ZC
38	1	900004-6	SCREW, CAP .25-20X1.5 GR8 ZC
39	6	902013-09	WASHER, FLAT 1/4" ZC
40	2	900017-07	BOLT TAP HEX .38-16X3 ZC
41	8	902013-11	WASHER, FLAT 3/8" ZC
42	2	902000-25	WASHER, FLAT
43	2	902020-1	WASHER, FLAT,NYLON 1-5/16X.765

MOUNTING BRACKETS

LAST UPDATED
MAR 2021 to present

COMPLETE ASSEMBLY:
MOUNTING BRACKETS



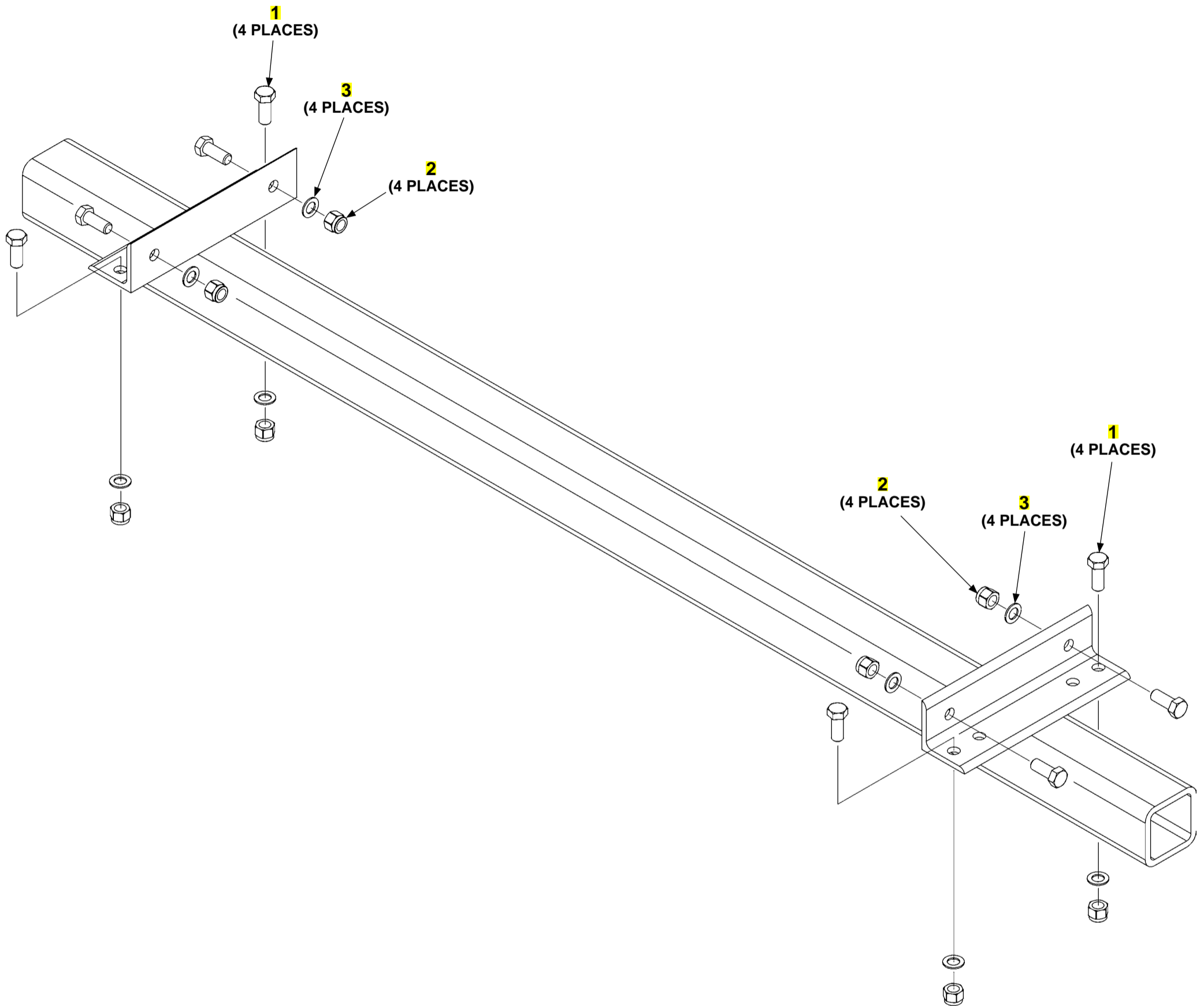
ITEM	QTY	PART NO	DESCRIPTION
REF	1	283605-02	KIT,MOUNTING BRACKET, .13 JOG
1	1	283607-02	BRACKET, MOUNTING, .13 JOG
2	1	283607-03	BRACKET, MOUNTING, .13 JOG
3	12	901615-04	BOLT HEX FRAME .63-11X2"LG
4	12	901023-04	FLANGE LOCK NUT, 63-11, ZC

ICC BUMPER

LAST UPDATED
MAR 2021 to present

COMPLETE ASSEMBLY:

ICC BUMPER



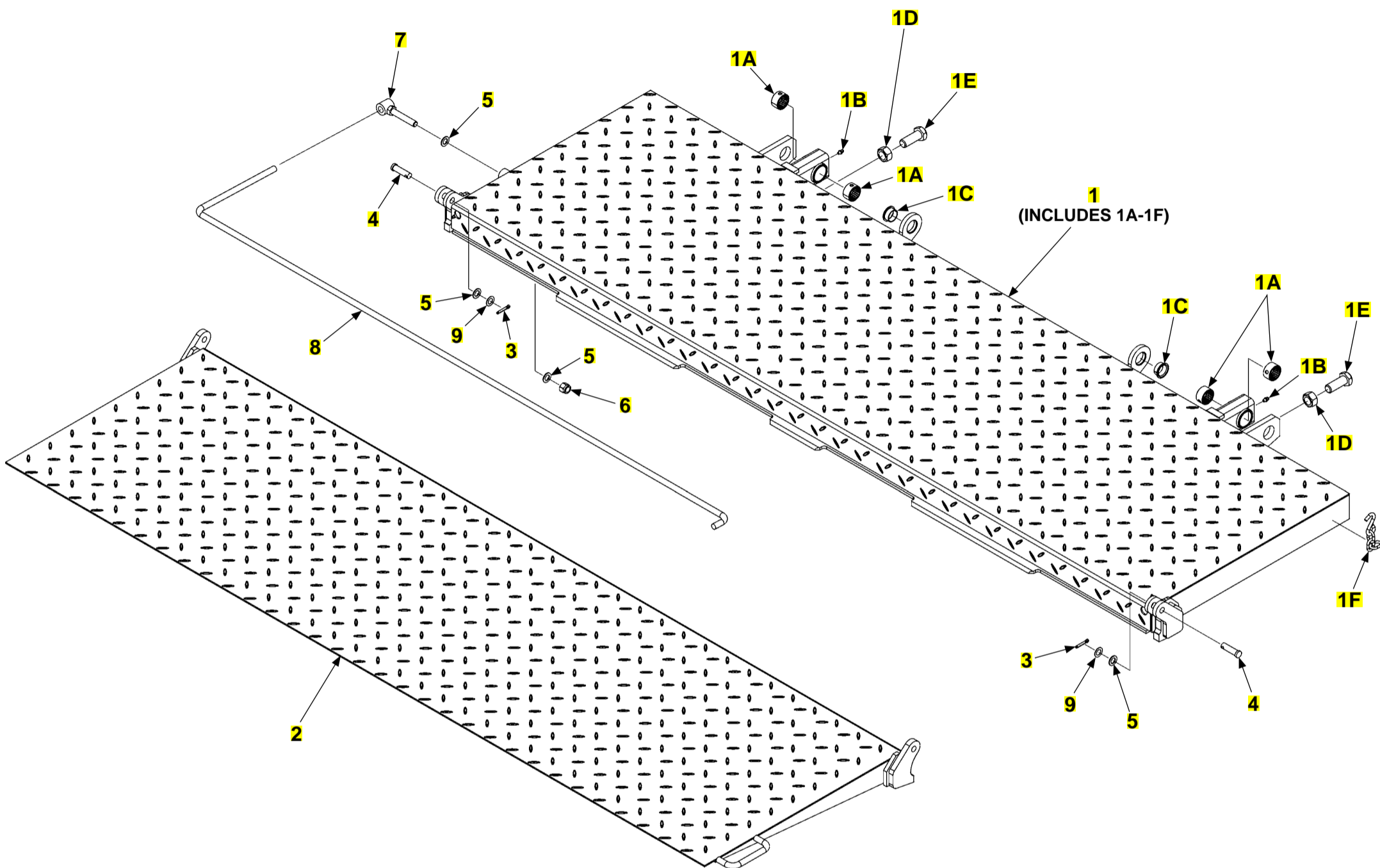
ITEM	QTY.	PART NO.	DESCRIPTION
REF	1	283775-01G	KIT, ICC BUMPER, GAL
1	8	900035-2	SCREW,CAP HXHD.5-13UNC-2A 1.25
2	8	901010	NUT, NYLON LOCK 1/2-13 ZC
3	8	902000-14	WASHER, FLAT .500X.063 THK

STEEL PLATFORM AND FLIPOVER ASSEMBLY

LAST UPDATED
JUL 2021 to present

COMPLETE ASSEMBLY:

STEEL PLATFORM AND FLIPOVER ASSEMBLY



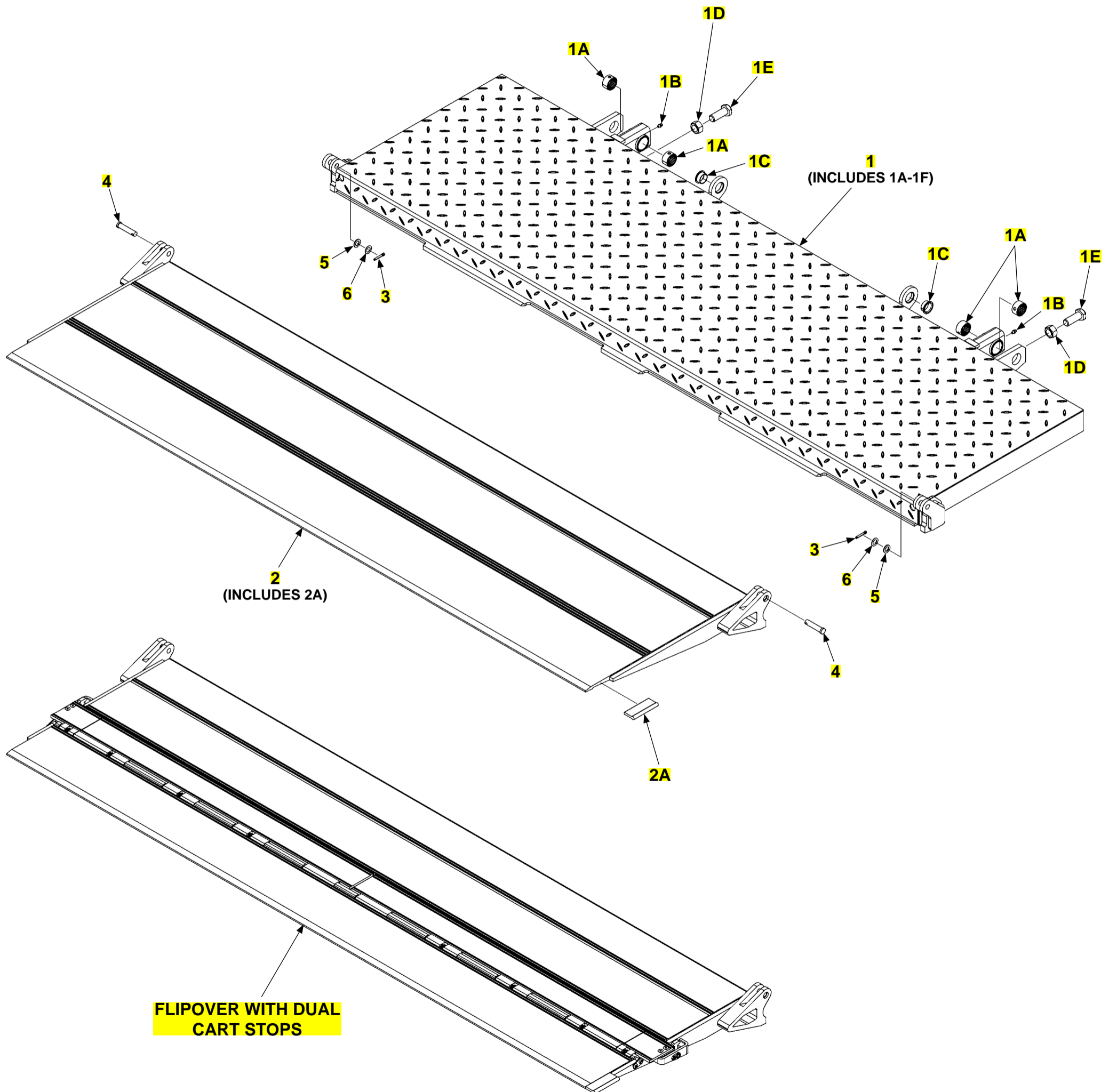
ITEM	QTY.	PART NO.	DESCRIPTION
REF	1	283900-05G	P/F & F/O ASSY, ST 48X84, GALV
1	1	284065-11G	P/F ASSY, ST 24X84, ST F/O, GALV
1A	4	908177-01	BEARING PRELUBE 1.25 I.D. X .75 LG
1B	2	224342	FITTING, GREASE 1/4" SELF DRILL
1C	2	908002-03	BEARING SELF LUB Ø1 IDX.5LG
1D	2	030336	NUT 3/4-10NC
1E	2	298717-01	SPECIAL SCREW, .75-10UNCX2.0 LG
1F	1	283879-01	HOOK ASSY
2	1	284067-11G	FLIP OVER WLDMT, STL, 24 X 84, GALV
3	2	904741-01	PIN, COTTER Ø.19 X 1" SS
4	2	904740-01	CLEVIS PIN Ø.5 X 1.75LG, SS
5	4	902000-14	WASHER, FLAT .500X.063 THK
6	1	901010	NUT, NYLON LOCK 1/2-13 ZC
7	1	280749-02	ANCHOR BOLT WLDMT, ZINC PLATE
8	1	280751-01	TORSION BAR
9	2	902000-13	WASHER, FLAT .500 .032 THK

STEEL PLATFORM AND ALUMINUM FLIPOVER ASSEMBLY

LAST UPDATED
JUL 2021 to present

COMPLETE ASSEMBLY:

STEEL PLATFORM AND ALUMINUM FLIPOVER ASSEMBLY



STEEL PLATFORM AND ALUMINUM FLIPOVER ASSEMBLY

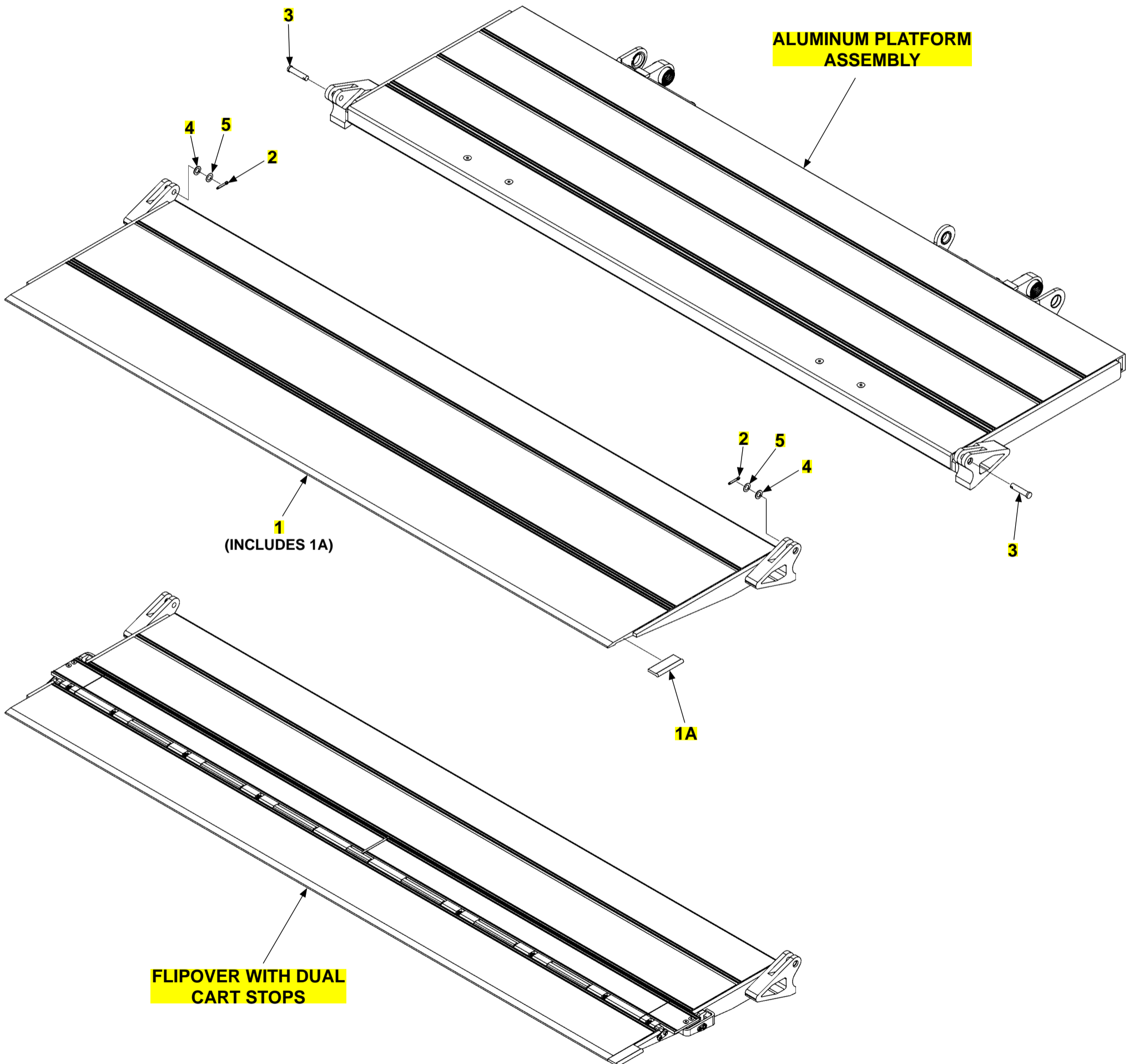
ITEM	QTY.	PART NO.	DESCRIPTION
REF	1	283900-05G-MG	P/F & F/O ASSY, ST-AL 48X84, NCS, GAL-MG
		283900-25G-MG	P/F & F/O ASSY, ST-AL 48X84, DCS, GAL-MG
1	1	284065-15G	P/F ASSY, ST 24X84, AL F/O, GALV
1A	4	908177-01	BEARING PRELUBE 1.25 I.D. X .75 LG
1B	2	224342	FITTING, GREASE 1/4" SELF DRILL
1C	2	908002-03	BEARING SELF LUB Ø1 IDX.5LG
1D	2	030336	NUT 3/4-10NC
1E	2	298717-01	SPECIAL SCREW, .75-10UNCX2.0 LG
2	1	283880-11MG	F/O WLDMT, AL 24X84, NCS, MAXGRIP
2A	1	311367-10	EXTRUSION, HANDLE, AL F/O
3	2	904741-01	PIN, COTTER Ø.19 X 1" SS
4	2	904740-02	CLEVIS PIN Ø.5 X 2.13LG, SS
5	2	902000-14	WASHER, FLAT .500X.063 THK
6	2	902000-13	WASHER, FLAT .500 .032 THK

ALUMINUM PLATFORM AND FLIPOVER ASSEMBLY

LAST UPDATED
JUL 2021 to present

COMPLETE ASSEMBLY:

ALUMINUM PLATFORM AND FLIPOVER ASSEMBLY



ALUMINUM PLATFORM AND FLIPOVER ASSEMBLY

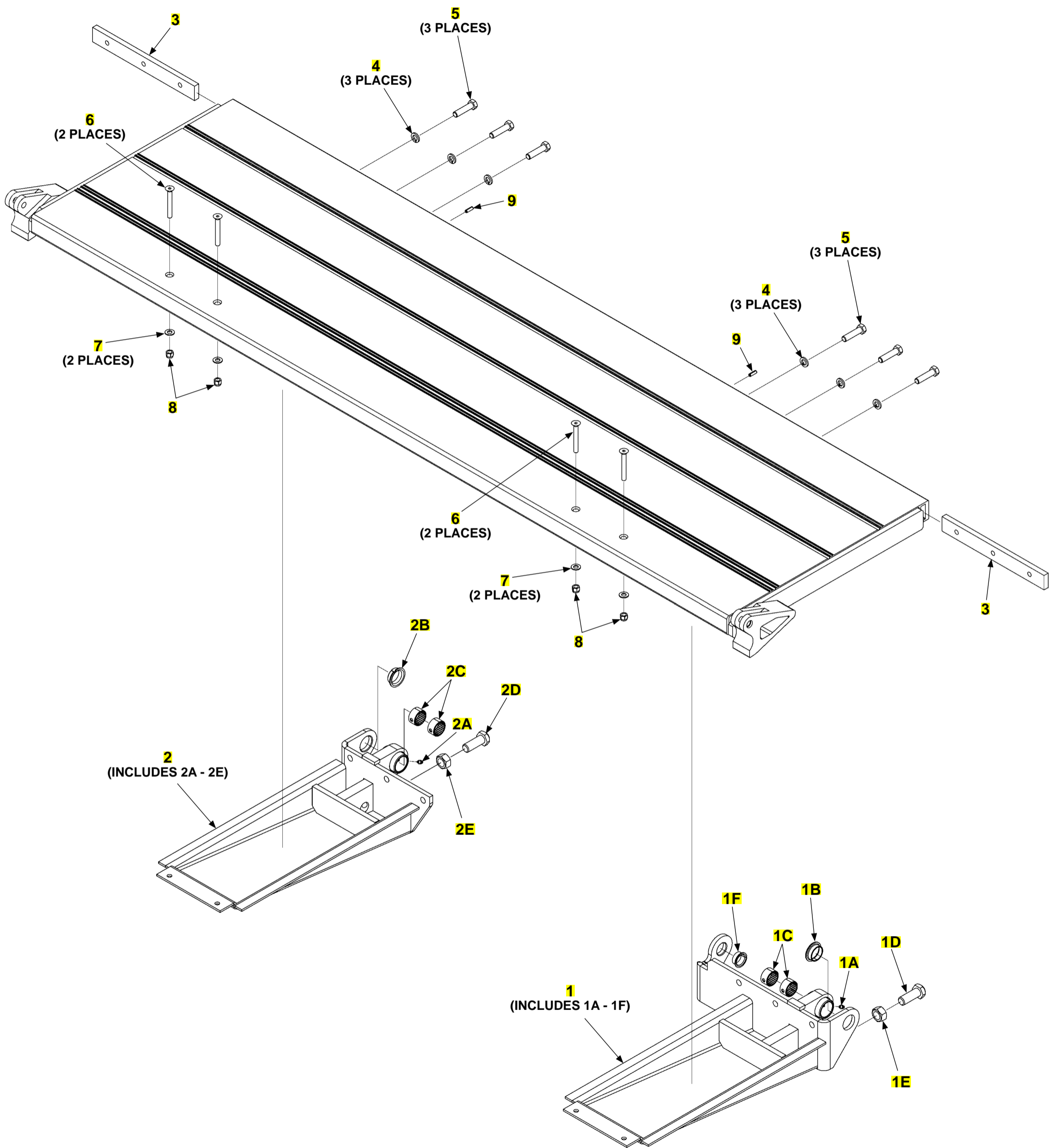
ITEM	QTY.	PART NO.	DESCRIPTION
REF	1	283900-05MG	P/F & F/O ASSY, AL 48X84, NCS, MAXGRIP
		283900-25MG	P/F & F/O ASSY, AL 48X84, DCS, MAXGRIP
1	1	283880-11MG	F/O WLDMT, AL 24X84, NCS, MAXGRIP
1A	1	311367-10	EXTRUSION, HANDLE, AL F/O
2	2	904741-01	PIN, COTTER Ø.19 X 1" SS
3	2	904740-03	CLEVIS PIN Ø.5 X 2.25LG, SS
4	2	902000-14	WASHER, FLAT .500X.063 THK
5	2	902000-13	WASHER, FLAT .500 .032 THK

ALUMINUM PLATFORM ASSEMBLY

LAST UPDATED
JUL 2021 to present

COMPLETE ASSEMBLY:

ALUMINUM PLATFORM ASSEMBLY



ALUMINUM PLATFORM ASSEMBLY

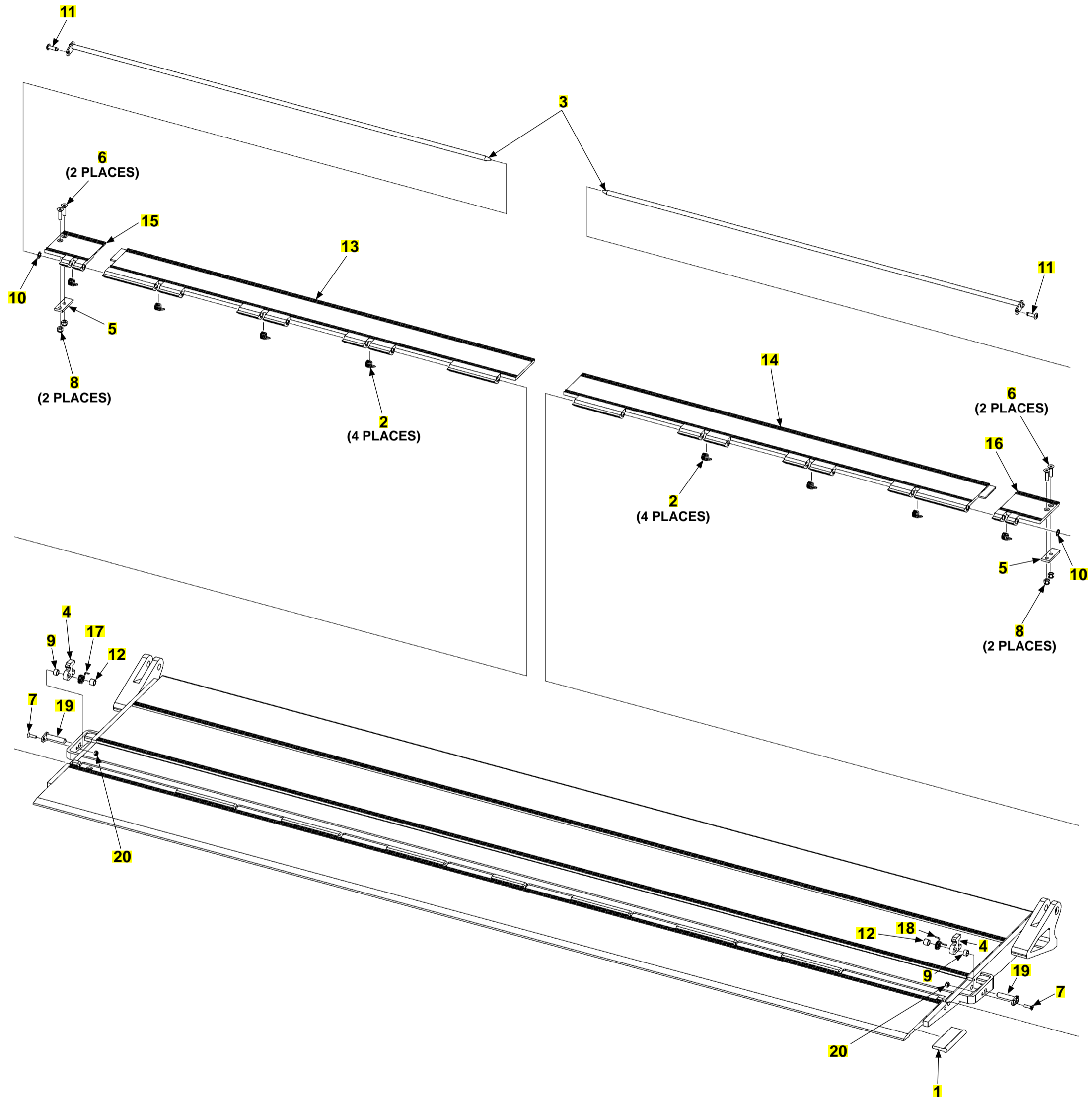
ITEM	QTY.	PART NO.	DESCRIPTION
REF	1	283804-11MG	P/F ASSY, AL 24X84, MAXGRIP
1	1	298715-03G	SUPPORT ASSY,RH,SHORT,G
1A	1	224342	FITTING, GREASE 1/4" SELF DRILL
1B	1	908007-02	BEARING, FLNGD 1.25SHFT,.5LG
1C	2	908177-01	BEARING PRELUBE 1.25 I.D. X .75 LG
1D	1	298717-01	SPECIAL SCREW, .75-10UNCX2.0 LG
1E	1	030336	NUT 3/4-10NC
1F	1	908002-03	BEARING SELF LUB Ø1 IDX.5LG
2	1	298715-08G	SUPPORT ASSY, SHORT, SNGL FLNG, LH, G
2A	1	224342	FITTING, GREASE 1/4" SELF DRILL
2B	1	908007-02	BEARING, FLNGD 1.25SHFT,.5LG
2C	2	908177-01	BEARING PRELUBE 1.25 I.D. X .75 LG
2D	1	298717-01	SPECIAL SCREW, .75-10UNCX2.0 LG
2E	1	030336	NUT 3/4-10NC
3	2	284293-01	BLOCK, BACK EXTRUSION
4	6	902011-6	WASHER, LOCK 1/2X1/8 ZC
5	6	900035-5	SCREW,CAP HXHD.5-13UNC-2A 2.00
6	4	900040-11	SCREW, FL HD SOC 3/8-16X3
7	4	902013-11	WASHER, FLAT 3/8" ZC
8	4	901002	NUT, NYLON 3/8-16 ZINC
9	2	905033-3	ROLL PIN .250 O.D.X0.75"LG

FLIPOVER WITH DUAL CART STOPS

LAST UPDATED
JUL 2021 to present

COMPLETE ASSEMBLY:

FLIPOVER WITH DUAL CART STOPS



FLIPOVER WITH DUAL CART STOPS

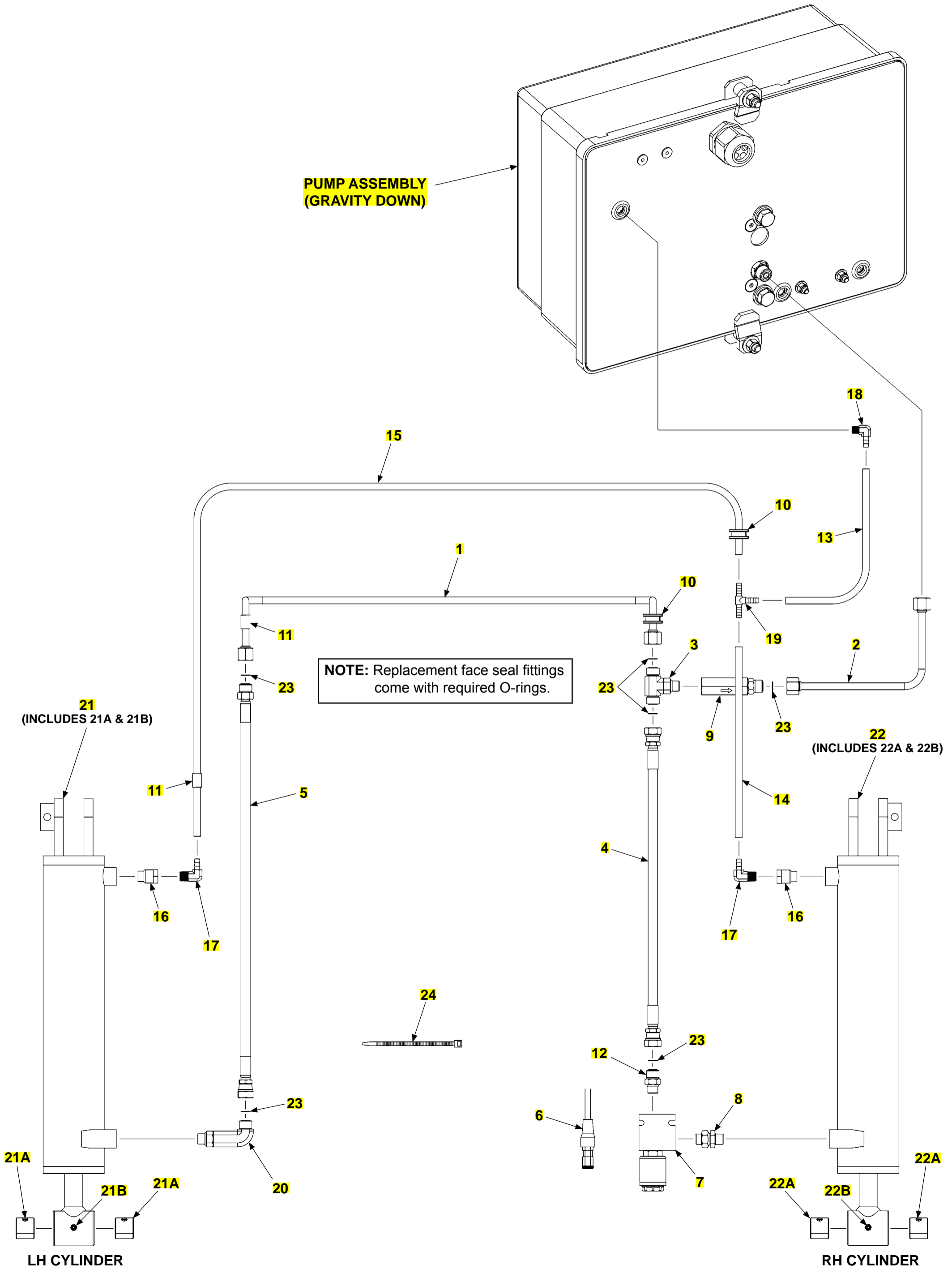
ITEM	QTY.	PART NO.	DESCRIPTION
REF	1	283820-13MG	F/O ASSY, AL, DCS,24X84, MAXGRIP
1	1	311367-10	EXTRUSION, HANDLE, AL F/O
2	8	282729-01	CART STOP SPRING
3	2	282738-03	PIN WLDMT, CART STOP
4	2	210751-01	HOOK, CART STOP LOCKING
5	2	282748-01	CART STOP LOCK SUPPORT FLAT
6	4	900711-05	SCREW, SOC FL .25-20X1 SS
7	2	900028-3	SCREW, 10-24X3/4 PH FL ZC
8	4	901000	NUT, NYLON 1/4-20 ZINC
9	2	210873-01	SPACER,NYLON
10	2	903402-08	FLAT WASHER, 3/8"
11	2	903715-06	RIVET, 1/4" X 5/8"-3/4"
12	2	905328-01	BEARING, 3/8" X 3/8" LG, NYLON
13	1	286055-12	DUAL CART STOP, LH, 84" F/O
14	1	286055-13	DUAL CART STOP, RH, 84" F/O
15	1	286099-01	CART STOP LOCK-HINGE, LH
16	1	286099-02	CART STOP LOCK-HINGE, RH
17	1	282749-01	HOOK SPRING, LH
18	1	282749-02	HOOK SPRING, RH
19	2	210818-01	PIN WLDM'T
20	2	901003	NUT, NYLON 10-24 2B ZC

HYDRAULIC SYSTEMS (GRAVITY DOWN)

LAST UPDATED
MAR 2021 to present

AVAILABLE KITS:

HYDRAULIC (GRAVITY DOWN)
(INCLUDES ITEM 1 - 20)



**HYDRAULIC SYSTEMS
(GRAVITY DOWN)**

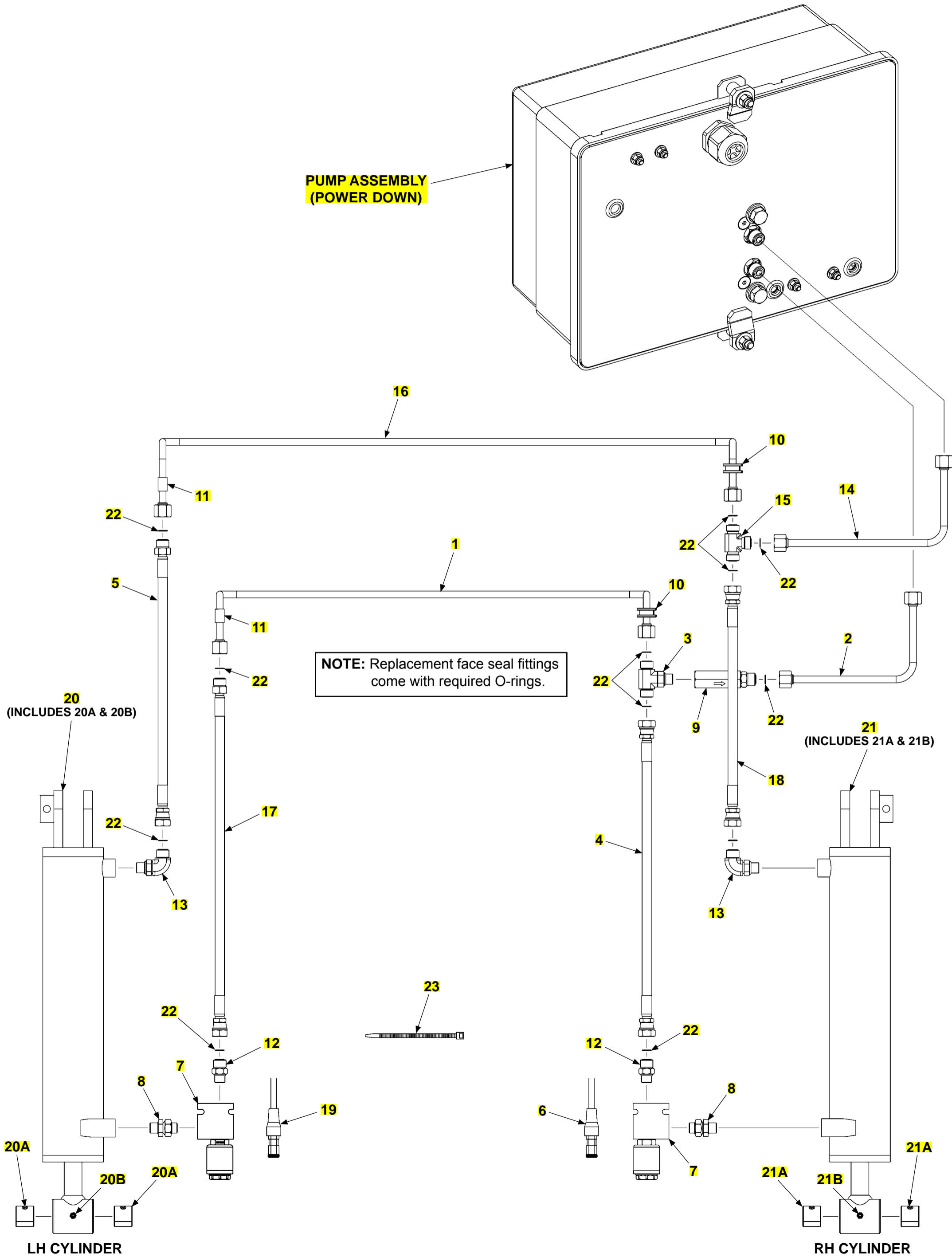
ITEM	QTY.	PART NO.	DESCRIPTION
REF	1	283790-01	KIT, HYDRAULIC, GRAVITY DN, 12VDC
		283790-03	KIT, HYDRAULIC, GRAVITY DN, 24VDC
1	1	283786-01	F/S TUBE ASSY, UP LINE
2	1	283787-01	F/S TUBE ASSY, PUMP, UP LINE
3	1	906745-01	BRANCH TEE, SAE#6 F/S,O-RING, M-M
4	1	283783-01	HOSE ASSY, 1/4 HP, SAE#6,F-F SW,RH-UP
5	1	283792-01	HOSE ASSY, 1/4 HP, SAE#6,M-F SW, LH-DN
6	1	282625-23	CABLE ASSY,LOCK VALVE,16/2X80
7	1	282999-05	LOCK VALVE ASSY, 12V
		282999-07	LOCK VALVE ASSY, 24V
8	1	906786-01	UNION, STR SAE#6M-M,O-RING,ADJ
9	1	298878-02	PRESSURE COMP. VALVE ASSY, 3GPM
10	2	283679-01	RUBBER GROMMET.56ID, Ø.81 X .25THK, SPLIT
11	2	905353-11	TUBING,RUBBER .38IDX.5ODX.75
12	1	905173	CONNECTOR F/S#6&O-RING#6, M-M
13	1	099995-13	TUBING, PVC, 3/8ODX1/4IDX13"LG
14	1	099995-16	TUBING, PVC, 3/8ODX1/4IDX16"LG
15	1	099995-76	TUBING, PVC, 3/8ODX1/4IDX76"LG
16	2	228012	ADAPTER 9/16-18M-1/4F ST
17	2	906975-02	ELBOW, BARBED, BRASS,1/4 ID, 1/4 NPTF MALE
18	1	906975-01	ELBOW, BARBED, BRASS,1/4 ID, 1/8 NPTF MALE
19	1	906977-01	TEE, BARBED, BRASS, 1/4 HOSE ID, MALE
20	1	906919-01	ELBOW,LONG STR THR,SAE #6 F/S O-R,M-M
21	1	284947-01	HYD CYL D/ACT ASSY,LH,TE-33
21A	2	908178-02	BEARING , PRELUBE1.00 I.D. X 1.0 LG
21B	1	224342	FITTING, GREASE 1/4" SELF DRILL
22	1	284947-02	HYD CYL D/ACT ASSY,RH,TE-33
22A	2	908178-02	BEARING , PRELUBE1.00 I.D. X 1.0 LG
22B	1	224342	FITTING, GREASE 1/4" SELF DRILL
23	6	906712-02	O-RING #6 (3/8" FACE SEAL TUBE-END)
24	12	205780	TIE, PLASTIC 7" (50 LB)

HYDRAULIC SYSTEMS (POWER DOWN)

LAST UPDATED
MAR 2021 to present

AVAILABLE KITS:

HYDRAULIC (POWER DOWN)
(INCLUDES ITEM 1 - 19)



**HYDRAULIC SYSTEMS
(POWER DOWN)**

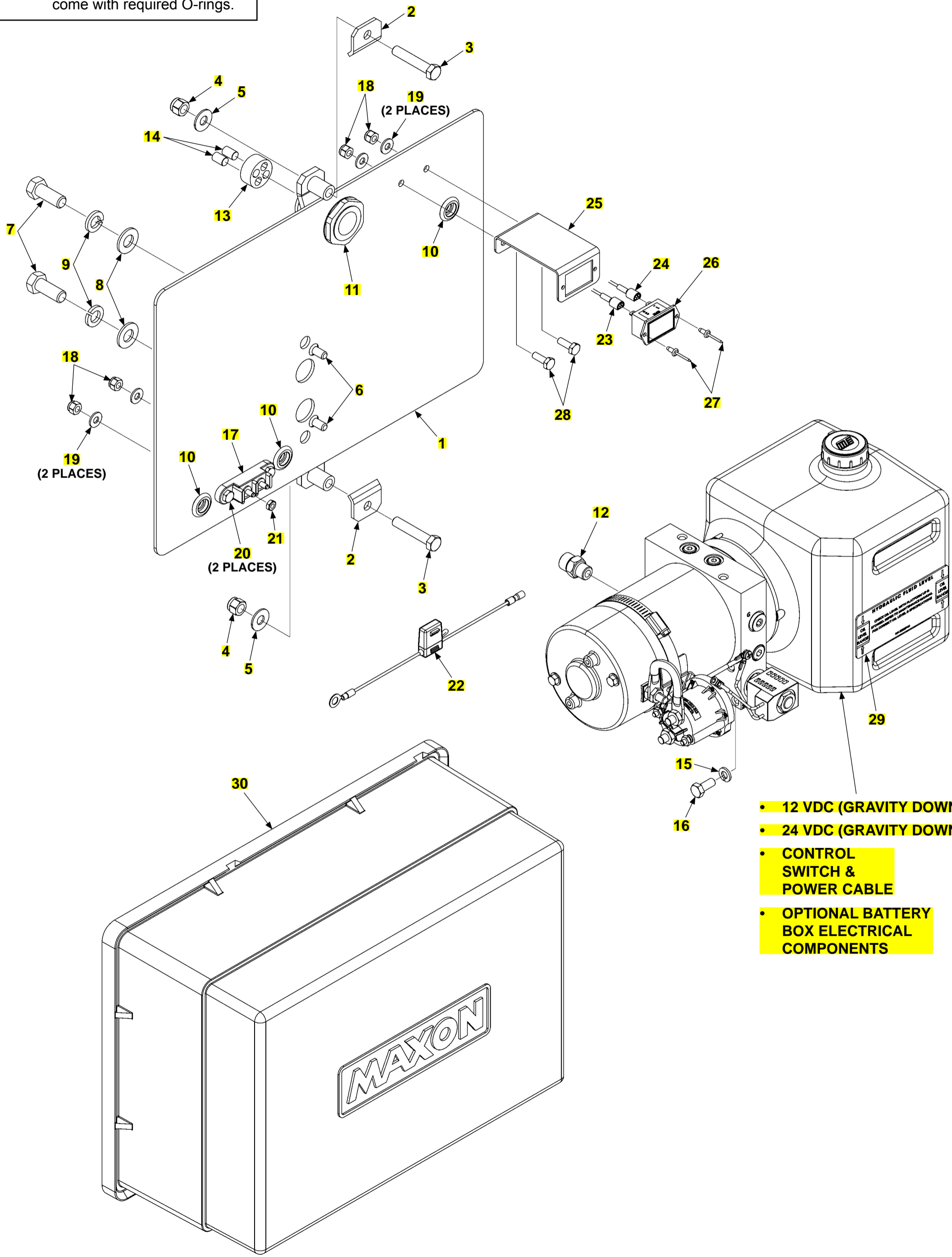
ITEM	QTY.	PART NO.	DESCRIPTION
REF	1	283790-02	KIT, HYDRAULIC, POWER DN, 12VDC
		283790-04	KIT, HYDRAULIC, POWER DN, 24VDC
1	1	283786-01	F/S TUBE ASSY, UP LINE
2	1	283787-01	F/S TUBE ASSY, PUMP, UP LINE
3	1	906745-01	BRANCH TEE, SAE#6 F/S,O-RING, M-M
4	1	283783-01	HOSE ASSY, 1/4 HP, SAE#6,F-F SW,RH-UP
5	1	283792-01	HOSE ASSY, 1/4 HP, SAE#6,M-F SW, LH-DN
6	1	282625-23	CABLE ASSY,LOCK VALVE,16/2X80
7	2	289099-02	LOCK VALVE ASSY, 12V, BI-DIRECTIONAL
		289099-04	LOCK VALVE ASSY, 24V, BI-DIRECTIONAL
8	2	906786-01	UNION, STR SAE#6M-M,O-RING,ADJ
9	1	298878-02	PRESSURE COMP. VALVE ASSY, 3GPM
10	2	283679-01	RUBBER GROMMET.56ID, Ø.81 X .25THK, SPLIT
11	2	905353-11	TUBING,RUBBER .38IDX.5ODX.75
12	2	905173	CONNECTOR F/S#6&O-RING#6, M-M
13	2	906707-01	ELBOW, NPSC,SAE #6 F/S O-R M-
14	1	283787-02	F/S TUBE ASSY, PUMP, DN LINE
15	1	905150	TEE, UNION 3/8 F.S. MALE,6-JLO
16	1	283785-01	F/S TUBE ASSY, UP LINE
17	1	283788-01	HOSE ASSY, 1/4 HP, SAE#6,M-F SW, LH-UP
18	1	283789-01	HOSE ASSY,1/4 HP, SAE #6 F, SW STR, RH-D
19	1	282625-24	CABLE ASSY,LOCK VALVE,16/2X130
20	1	284947-01	HYD CYL D/ACT ASSY,LH,TE-33
20A	2	908178-02	BEARING , PRELUBE1.00 I.D. X 1.0 LG
20B	1	224342	FITTING, GREASE 1/4" SELF DRILL
21	1	284947-02	HYD CYL D/ACT ASSY,RH,TE-33
21A	2	908178-02	BEARING , PRELUBE1.00 I.D. X 1.0 LG
21B	1	224342	FITTING, GREASE 1/4" SELF DRILL
22	11	906712-02	O-RING #6 (3/8" FACE SEAL TUBE-END)
23	12	205780	TIE, PLASTIC 7" (50 LB)

PUMP ASSEMBLY (GRAVITY DOWN)

LAST UPDATED
MAR 2021 to present

COMPLETE PUMP ASSEMBLY:
PUMP ASSEMBLY (GRAVITY DOWN)

NOTE: Replacement face seal fittings come with required O-rings.



- 12 VDC (GRAVITY DOWN)
- 24 VDC (GRAVITY DOWN)
- CONTROL SWITCH & POWER CABLE
- OPTIONAL BATTERY BOX ELECTRICAL COMPONENTS

PUMP ASSEMBLY (GRAVITY DOWN)

ITEM	QTY.	PART NO.	DESCRIPTION
REF	1	283801-02G	PUMP ASSY, SNGL, 12V, H/D, C/C, G/D, GALV
		283801-02-24G	PUMP ASSY, SNGL, 24V, H/D, C/C, G/D, GALV
1	1	210366-01G	PLATE WLDMT, PUMP MOUNT, SNGL, GALV
2	2	289143-01	BRACKET, PUMP COVER
3	2	900014-8	SCREW,HEX CAP.38-16X2 GR8, ZC
4	2	901002	NUT, NYLON 3/8-16 ZINC
5	2	902001-2	WASHER, FLAT 3/8X1/16 ZC
6	2	900021-1	SCREW, SOC 5/16-18X3/4 FL
7	2	900035-2	SCREW,CAP HXHD.5-13UNC-2A 1.25
8	2	902013-13	WASHER, FLAT 1/2" SAE Z
9	2	902011-6	WASHER, LOCK 1/2X1/8 ZC
10	3	281068-03	GROMMET,MODIFIED,.4 HOLE
11	1	268034-05	CORD GRIP, PLASTIC, PG29
12	1	905173	CONNECTOR F/S#6&O-RING#6, M-M
13	1	907457-02	BUSHING, CABLE GLAND, PG29, .354 HOLES
14	2	907458-02	INSERT, CABLE GLAND, Ø.354
15	1	902011-3	WASHER, LOCK 5/16X5/64 G8 ZC
16	1	900009-3	SCREW, CAP .31-18X.75 GR8 ZC
17	1	907279-01	JUNCTION BLOCK, 2 STUD
18	4	901000	NUT, NYLON 1/4-20 ZINC
19	4	902013-09	WASHER, FLAT 1/4" ZC
20	2	900004-3	SCREW, CAP .25-20X1 GR8 ZC
21	1	030344	NUT, HEX HD #10-32, 6/6 NYLON
22	1	297046-01	FUSE HOLDER ASSY
23	1	297274-02	WIRE ASSY, POS LOCK, RING TERM,RED
24	1	297274-01	WIRE ASSY, POS LOCK, RING TERM,BLK
25	1	297358-01	BRACKET, DIGITAL C/COUNT
26	1	297269-01	DIGITAL CYCLE COUNTER
27	2	903721-01	RIVET, BL/DM, SS Ø.16X.02-.13
28	2	900004-2	SCREW, CAP .25-20X.75 GR8 ZC
29	1	282927-04	DECAL, OIL LEVEL
30	1	266419-03	COVER ASSY, PUMP, HORIZONTAL MOUNT

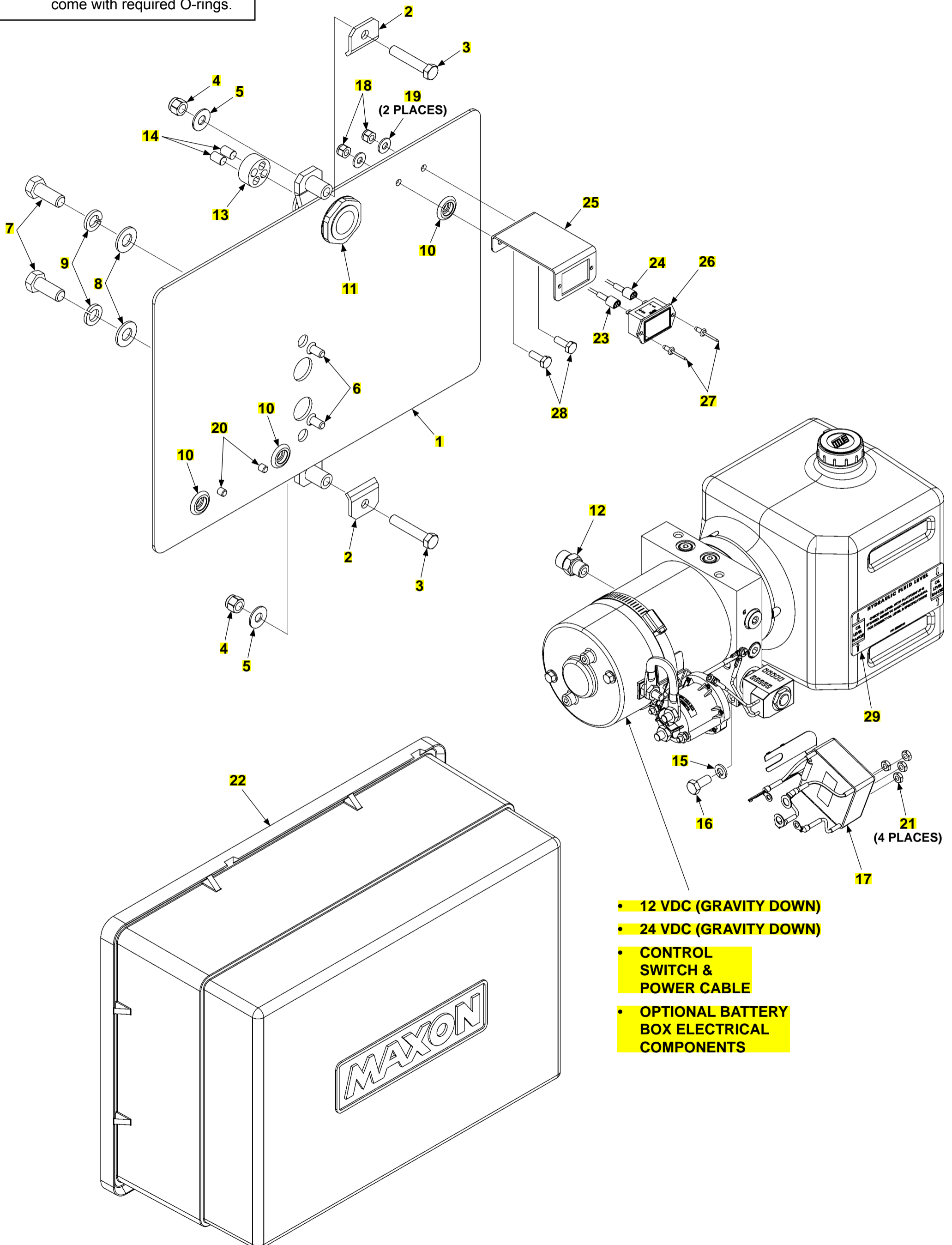
PUMP ASSEMBLY WITH MAX ECU (GRAVITY DOWN)

LAST UPDATED
MAR 2021 to present

COMPLETE PUMP ASSEMBLY:

PUMP ASSEMBLY WITH MAX ECU (GRAVITY DOWN)

NOTE: Replacement face seal fittings come with required O-rings.



PUMP ASSEMBLY WITH MAX ECU (GRAVITY DOWN)

ITEM	QTY.	PART NO.	DESCRIPTION
REF	1	283801-11G	PUMP ASSY, SNGL, 12VDC, H/D, G/D, MAX ECU, GALV
1	1	210366-01G	PLATE WLDMT, PUMP MOUNT, SNGL, GALV
2	2	289143-01	BRACKET, PUMP COVER
3	2	900014-8	SCREW,HEX CAP.38-16X2 GR8, ZC
4	2	901002	NUT, NYLON 3/8-16 ZINC
5	2	902001-2	WASHER, FLAT 3/8X1/16 ZC
6	2	900021-1	SCREW, SOC 5/16-18X3/4 FL
7	2	900035-2	SCREW,CAP HXHD.5-13UNC-2A 1.25
8	2	902013-13	WASHER, FLAT 1/2" SAE Z
9	2	902011-6	WASHER, LOCK 1/2X1/8 ZC
10	3	281068-03	GROMMET,MODIFIED,.4 HOLE
11	1	268034-05	CORD GRIP, PLASTIC, PG29
12	1	905173	CONNECTOR F/S#6&O-RING#6, M-M
13	1	907457-02	BUSHING, CABLE GLAND, PG29, .354 HOLES
14	2	907458-02	INSERT, CABLE GLAND, Ø.354
15	1	902011-3	WASHER, LOCK 5/16X5/64 G8 ZC
16	1	900009-3	SCREW, CAP .31-18X.75 GR8 ZC
17	1	297135-01	MAX ECU MODULE
18	2	901000	NUT, NYLON 1/4-20 ZINC
19	2	902013-09	WASHER, FLAT 1/4" ZC
20	2	908022-07	PLUG, FLEXIBLE Ø.275X.511
21	4	030344	NUT, HEX HD #10-32, 6/6 NYLON
22	1	266419-03	COVER ASSY, PUMP, HORIZONTAL MOUNT
23	1	297274-02	WIRE ASSY, POS LOCK, RING TERM,RED
24	1	297274-01	WIRE ASSY, POS LOCK, RING TERM,BLK
25	1	297358-01	BRACKET, DIGITAL C/COUNT
26	1	297269-01	DIGITAL CYCLE COUNTER
27	2	903721-01	RIVET, BL/DM, SS Ø.16X.02-.13
28	2	900004-2	SCREW, CAP .25-20X.75 GR8 ZC
29	1	282927-04	DECAL, OIL LEVEL

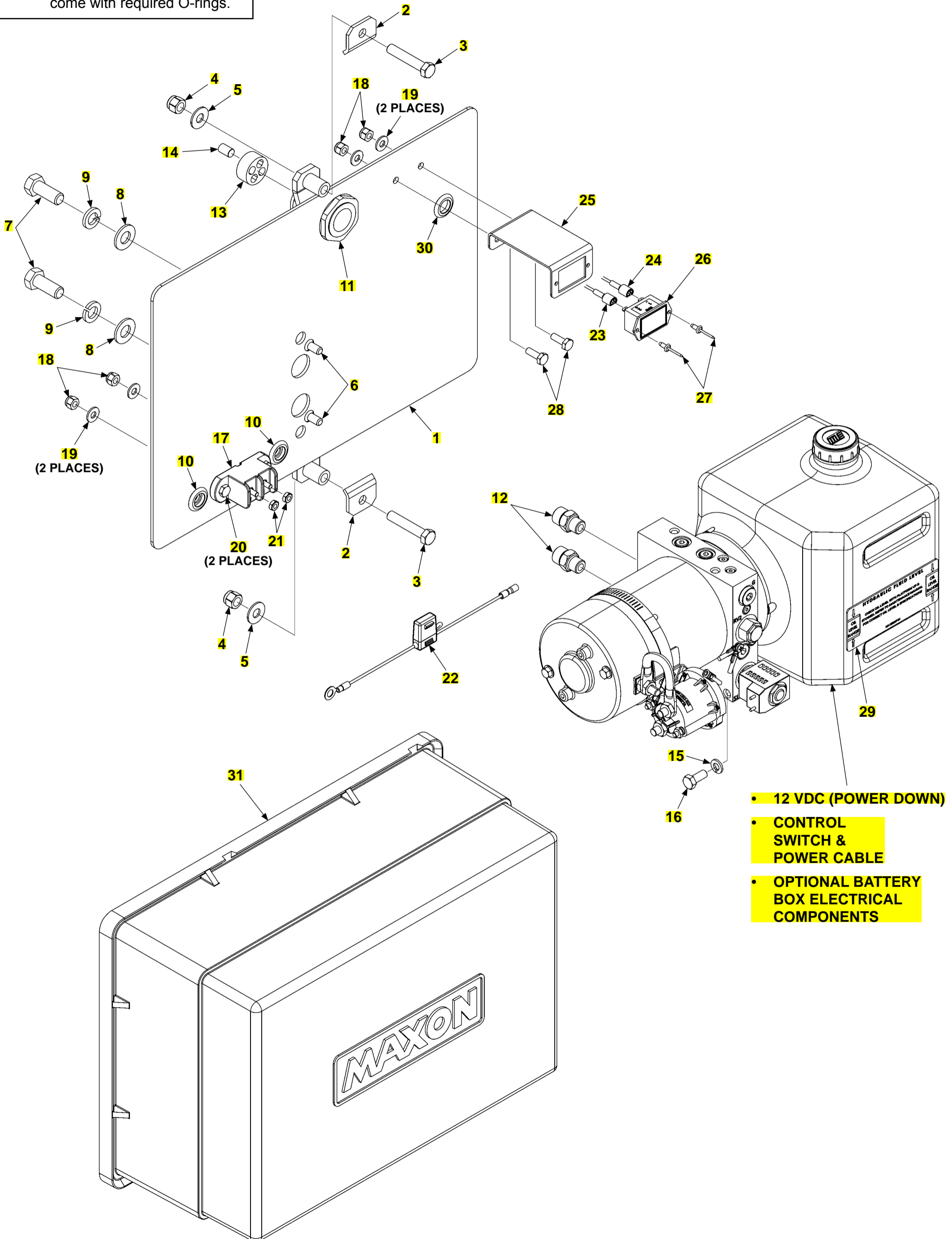
PUMP ASSEMBLY (POWER DOWN 12V)

LAST UPDATED
MAR 2021 to present

COMPLETE PUMP ASSEMBLY:

PUMP ASSEMBLY (POWER DOWN 12V)

NOTE: Replacement face seal fittings come with required O-rings.



PUMP ASSEMBLY (POWER DOWN 12V)

ITEM	QTY.	PART NO.	DESCRIPTION
REF	1	283800-02G	PUMP ASSY, SNGL, 12VDC, H/D, C/C, P/D, GALV
1	1	210366-01G	PLATE WLDMT, PUMP MOUNT, SNGL, GALV
2	2	289143-01	BRACKET, PUMP COVER
3	2	900014-8	SCREW,HEX CAP.38-16X2 GR8, ZC
4	2	901002	NUT, NYLON 3/8-16 ZINC
5	2	902001-2	WASHER, FLAT 3/8X1/16 ZC
6	2	900021-1	SCREW, SOC 5/16-18X3/4 FL
7	2	900035-2	SCREW,CAP HXHD.5-13UNC-2A 1.25
8	2	902013-13	WASHER, FLAT 1/2" SAE Z
9	2	902011-6	WASHER, LOCK 1/2X1/8 ZC
10	2	281068-03	GROMMET,MODIFIED,.4 HOLE
11	1	268034-05	CORD GRIP, PLASTIC, PG29
12	2	905173	CONNECTOR F/S#6&O-RING#6, M-M
13	1	907457-02	BUSHING, CABLE GLAND, PG29, .354 HOLES
14	1	907458-02	INSERT, CABLE GLAND, Ø.354
15	1	902011-3	WASHER, LOCK 5/16X5/64 G8 ZC
16	1	900009-3	SCREW, CAP .31-18X.75 GR8 ZC
17	1	296859-01	POWER DOWN MODULE
18	4	901000	NUT, NYLON 1/4-20 ZINC
19	4	902013-09	WASHER, FLAT 1/4" ZC
20	2	900004-3	SCREW, CAP .25-20X1 GR8 ZC
21	2	030344	NUT, HEX HD #10-32, 6/6 NYLON
22	1	297046-01	FUSE HOLDER ASSY
23	1	297274-02	WIRE ASSY, POS LOCK, RING TERM,RED
24	1	297274-01	WIRE ASSY, POS LOCK, RING TERM,BLK
25	1	297358-01	BRACKET, DIGITAL C/COUNT
26	1	297269-01	DIGITAL CYCLE COUNTER
27	2	903721-01	RIVET, BL/DM, SS Ø.16X.02-.13
28	2	900004-2	SCREW, CAP .25-20X.75 GR8 ZC
29	1	282927-04	DECAL, OIL LEVEL
30	1	908028-01	GROM PVC .75IDX.13GR.WD
31	1	266419-03	COVER ASSY, PUMP, HORIZONTAL MOUNT

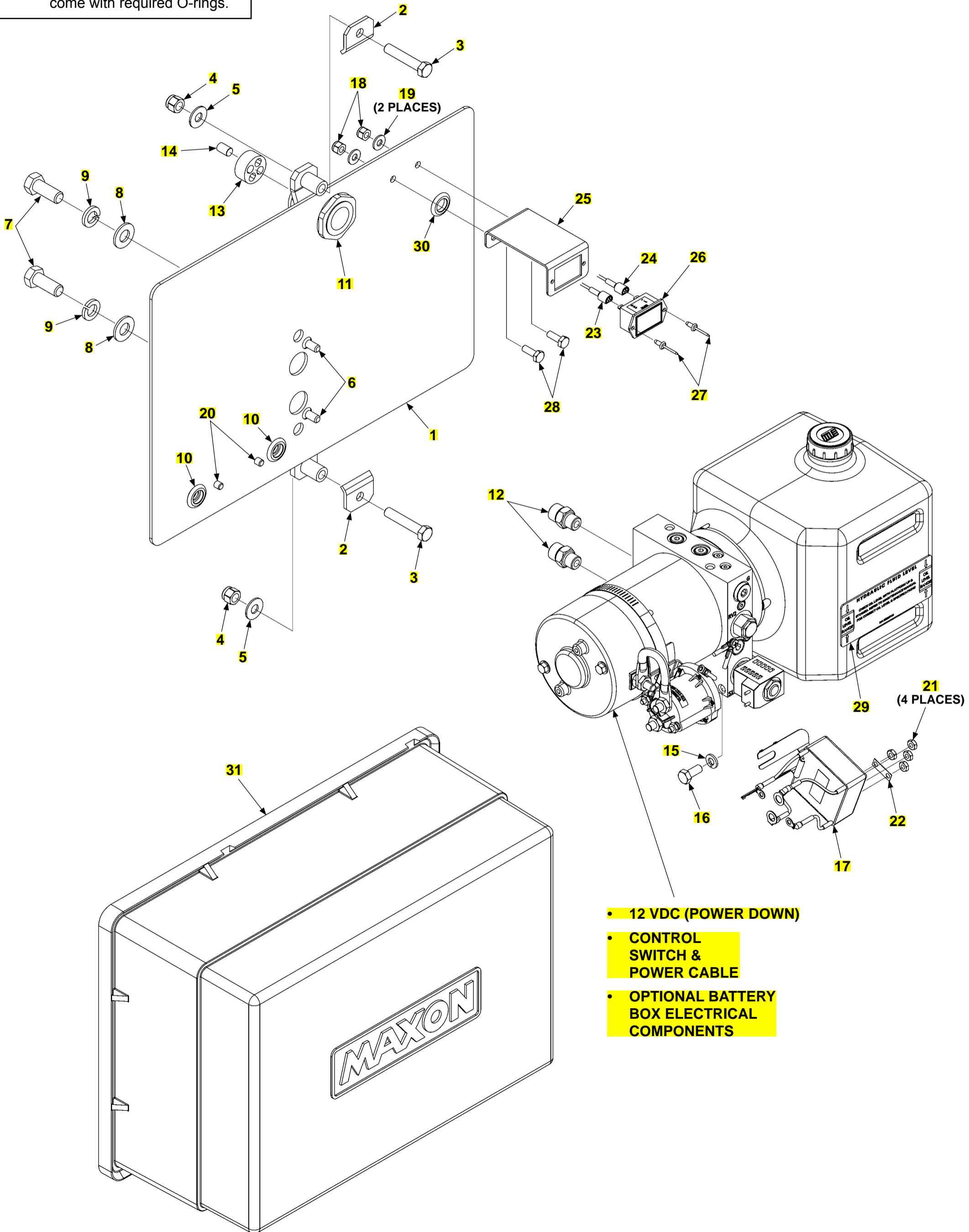
PUMP ASSEMBLY WITH MAX ECU (POWER DOWN 12V)

LAST UPDATED
MAR 2021 to present

COMPLETE PUMP ASSEMBLY:

PUMP ASSEMBLY WITH MAX ECU (POWER DOWN 12V)

NOTE: Replacement face seal fittings come with required O-rings.



PUMP ASSEMBLY WITH MAX ECU (POWER DOWN 12V)

ITEM	QTY.	PART NO.	DESCRIPTION
REF	1	283800-11G	PUMP ASSY, SNGL, 12VDC, H/D, P/D, MAX ECU, GALV
1	1	210366-01G	PLATE WLDMT, PUMP MOUNT, SNGL, GALV
2	2	289143-01	BRACKET, PUMP COVER
3	2	900014-8	SCREW,HEX CAP.38-16X2 GR8, ZC
4	2	901002	NUT, NYLON 3/8-16 ZINC
5	2	902001-2	WASHER, FLAT 3/8X1/16 ZC
6	2	900021-1	SCREW, SOC 5/16-18X3/4 FL
7	2	900035-2	SCREW,CAP HXHD.5-13UNC-2A 1.25
8	2	902013-13	WASHER, FLAT 1/2" SAE Z
9	2	902011-6	WASHER, LOCK 1/2X1/8 ZC
10	2	281068-03	GROMMET,MODIFIED,.4 HOLE
11	1	268034-05	CORD GRIP, PLASTIC, PG29
12	2	905173	CONNECTOR F/S#6&O-RING#6, M-M
13	1	907457-02	BUSHING, CABLE GLAND, PG29, .354 HOLES
14	1	907458-02	INSERT, CABLE GLAND, Ø.354
15	1	902011-3	WASHER, LOCK 5/16X5/64 G8 ZC
16	1	900009-3	SCREW, CAP .31-18X.75 GR8 ZC
17	1	297135-01	MAX ECU MODULE
18	2	901000	NUT, NYLON 1/4-20 ZINC
19	2	902013-09	WASHER, FLAT 1/4" ZC
20	2	908022-07	PLUG, FLEXIBLE Ø.275X.511
21	4	030344	NUT, HEX HD #10-32, 6/6 NYLON
22	1	297272-01	JUMPER, 260 BRASS .015"
23	1	297274-02	WIRE ASSY, POS LOCK, RING TERM,RED
24	1	297274-01	WIRE ASSY, POS LOCK, RING TERM,BLK
25	1	297358-01	BRACKET, DIGITAL C/COUNT
26	1	297269-01	DIGITAL CYCLE COUNTER
27	2	903721-01	RIVET, BL/DM, SS Ø.16X.02-.13
28	2	900004-2	SCREW, CAP .25-20X.75 GR8 ZC
29	1	282927-04	DECAL, OIL LEVEL
30	1	908028-01	GROM PVC .75IDX.13GR.WD
31	1	266419-03	COVER ASSY, PUMP, HORIZONTAL MOUNT

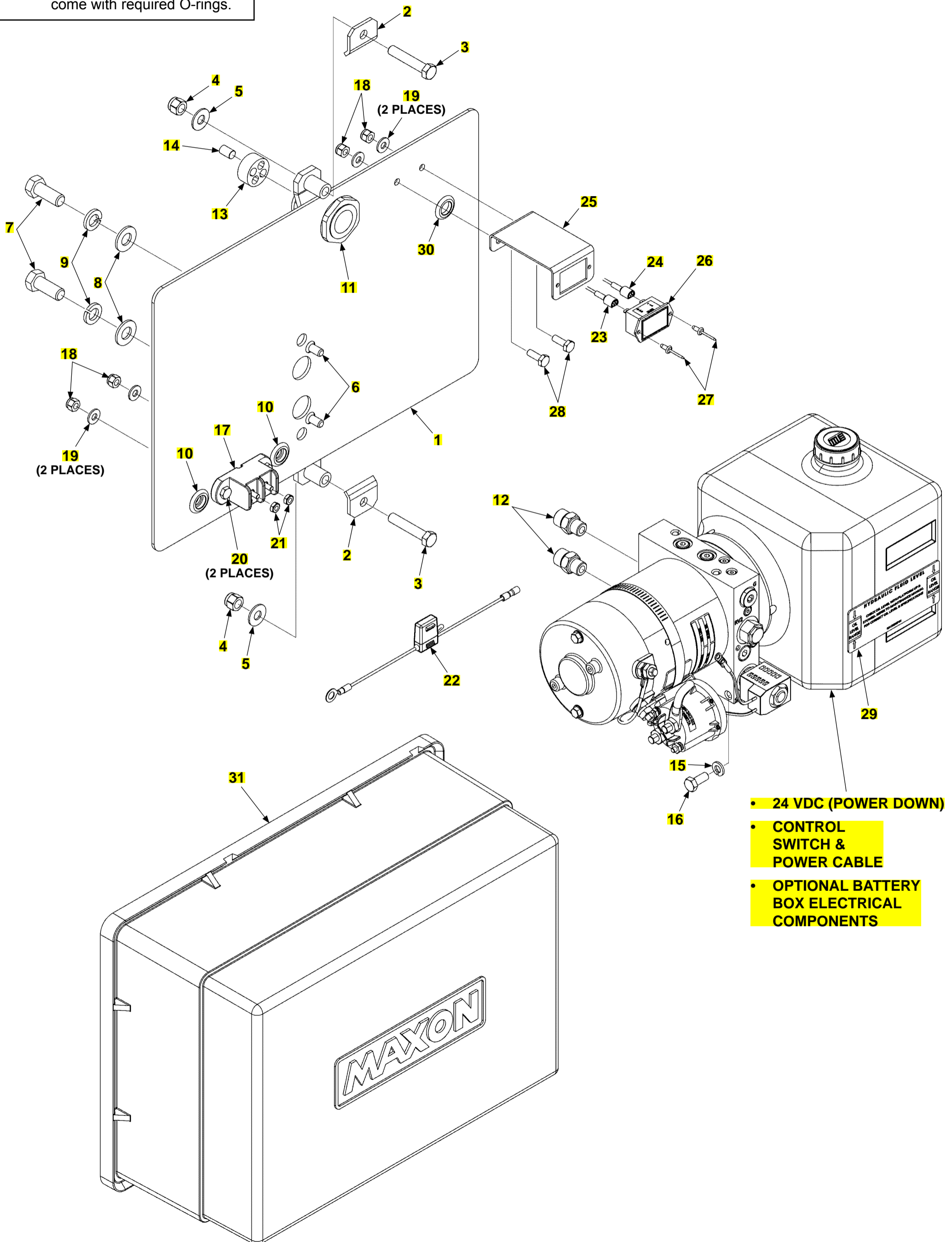
PUMP ASSEMBLY (POWER DOWN 24V)

LAST UPDATED
MAR 2021 to present

COMPLETE PUMP ASSEMBLY:

PUMP ASSEMBLY (POWER DOWN 24V)

NOTE: Replacement face seal fittings come with required O-rings.



PUMP ASSEMBLY (POWER DOWN 24V)

ITEM	QTY.	PART NO.	DESCRIPTION
REF	1	283800-02-24G	PUMP ASSY, SNGL, 24VDC, H/D, C/C, P/D, GALV
1	1	210366-01G	PLATE WLDMT, PUMP MOUNT, SNGL, GALV
2	2	289143-01	BRACKET, PUMP COVER
3	2	900014-8	SCREW,HEX CAP.38-16X2 GR8, ZC
4	2	901002	NUT, NYLON 3/8-16 ZINC
5	2	902001-2	WASHER, FLAT 3/8X1/16 ZC
6	2	900021-1	SCREW, SOC 5/16-18X3/4 FL
7	2	900035-2	SCREW,CAP HXHD.5-13UNC-2A 1.25
8	2	902013-13	WASHER, FLAT 1/2" SAE Z
9	2	902011-6	WASHER, LOCK 1/2X1/8 ZC
10	2	281068-03	GROMMET,MODIFIED,.4 HOLE
11	1	268034-05	CORD GRIP, PLASTIC, PG29
12	2	905173	CONNECTOR F/S#6&O-RING#6, M-M
13	1	907457-02	BUSHING, CABLE GLAND, PG29, .354 HOLES
14	1	907458-02	INSERT, CABLE GLAND, Ø.354
15	1	902011-3	WASHER, LOCK 5/16X5/64 G8 ZC
16	1	900009-3	SCREW, CAP .31-18X.75 GR8 ZC
17	1	296859-01-24	POWER DOWN MODULE, 24 V
18	4	901000	NUT, NYLON 1/4-20 ZINC
19	4	902013-09	WASHER, FLAT 1/4" ZC
20	2	900004-3	SCREW, CAP .25-20X1 GR8 ZC
21	2	030344	NUT, HEX HD #10-32, 6/6 NYLON
22	1	297046-01	FUSE HOLDER ASSY
23	1	297274-02	WIRE ASSY, POS LOCK, RING TERM,RED
24	1	297274-01	WIRE ASSY, POS LOCK, RING TERM,BLK
25	1	297358-01	BRACKET, DIGITAL C/COUNT
26	1	297269-01	DIGITAL CYCLE COUNTER
27	2	903721-01	RIVET, BL/DM, SS Ø.16X.02-.13
28	2	900004-2	SCREW, CAP .25-20X.75 GR8 ZC
29	1	282927-04	DECAL, OIL LEVEL
30	1	908028-01	GROM PVC .75IDX.13GR.WD
31	1	266419-03	COVER ASSY, PUMP, HORIZONTAL MOUNT

12 VDC POWER UNIT (GRAVITY DOWN)

LAST UPDATED
MAR 2021 to present

COMPLETE PUMP ASSEMBLY:

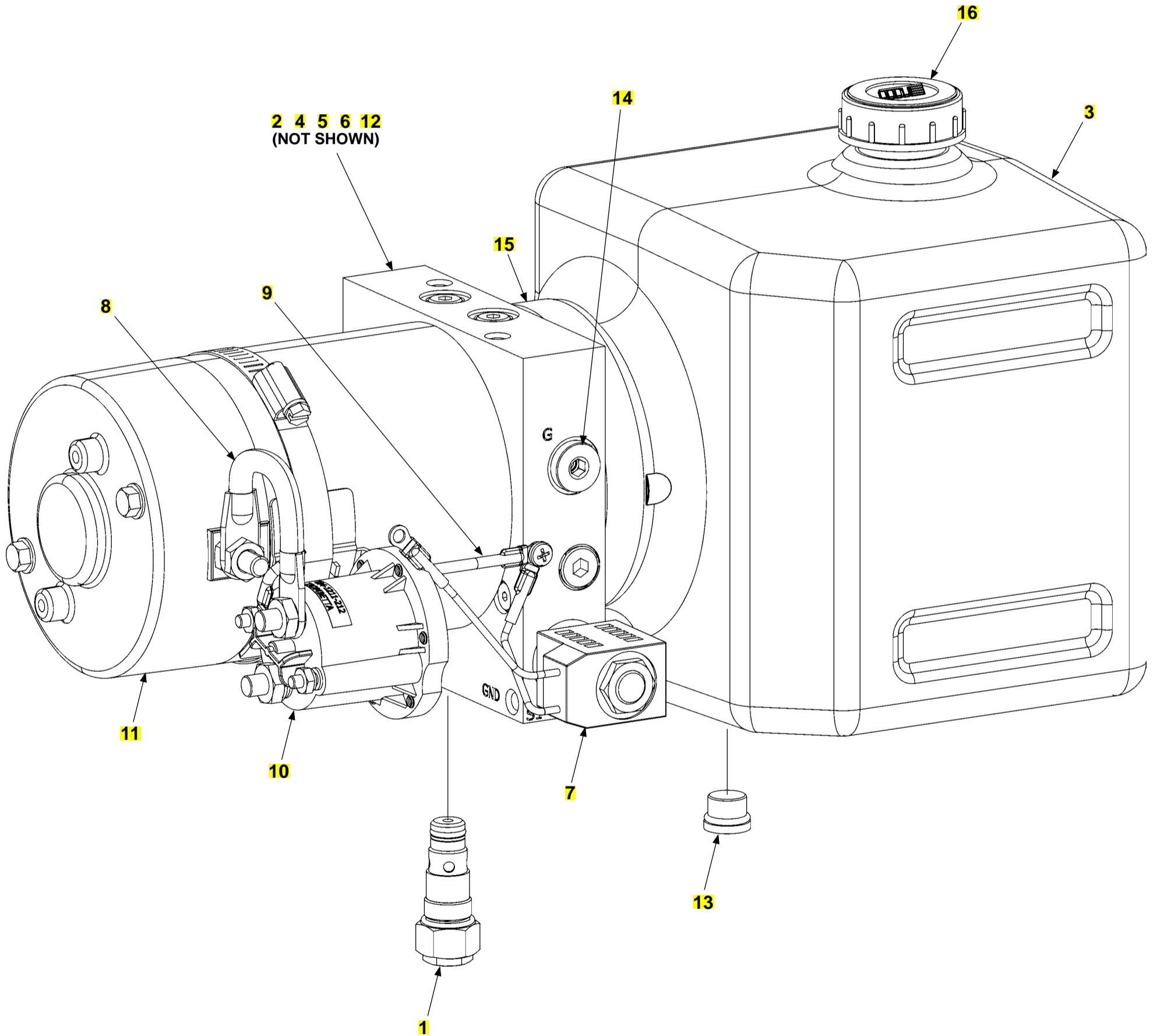
12 VDC POWER UNIT (GRAVITY DOWN)

CAUTION

Do not over-tighten the terminal nuts on starter solenoid. For the load terminals, torque nuts to 40 lbs.-in. max. Torque the nuts on #10-32 control terminals 15-20 lbs.-in.

CAUTION

To prevent damage when installing 2-way valves, torque valve cartridge nut to 30 lbs.-in. max.



12 VDC POWER UNIT (GRAVITY DOWN)

ITEM	QTY.	PART NO.	DESCRIPTION
REF	1	210361-01	12 VDC POWED UNIT,G/D
1	1	906738-02	RELIEF VALVE ASSEMBLY,PRE-SET@2750 PSI
2	1	290297	INLET PLUMBING ASSEMBLY
3	1	290287	RESERVOIR KIT, 1.27 GALLON
4	2	290288	FILTER ASSEMBLY,INLET,MAX VOLUME
5	1	296017-01	COUPLING, OLDHAM
6	1	290289	PUMP PRESURE LODAED, 2.7CC/REV. INTERNAL
7	1	290299	VALVE AND COIL ASSEMBLY,2P2W, #8,DELTROL
8	1	280404	BATTERY CABLE
9	1	290291	WIRE ASSEMBLY
10	1	284080-01	12 VDC START SWICH, SD, 4T, TROM.
11	1	290175-01	12 VOLT D.C. MOTOR W/OUT TERM SW
12	1	290292	O-RING,2-240, BUNA-N 70 DURO
13	1	290293	PLUG,9/16-18 SAE SOCKET HEAD
14	1	290294	PLUG,1/4 BSPP
15	1	290295	CLAMP,BEND,HI-TORQUE
16	1	290296	BREATHER,G3/4,DIPSTICK

24 VDC POWER UNIT (GRAVITY DOWN)

LAST UPDATED
MAR 2021 to present

COMPLETE PUMP ASSEMBLY:

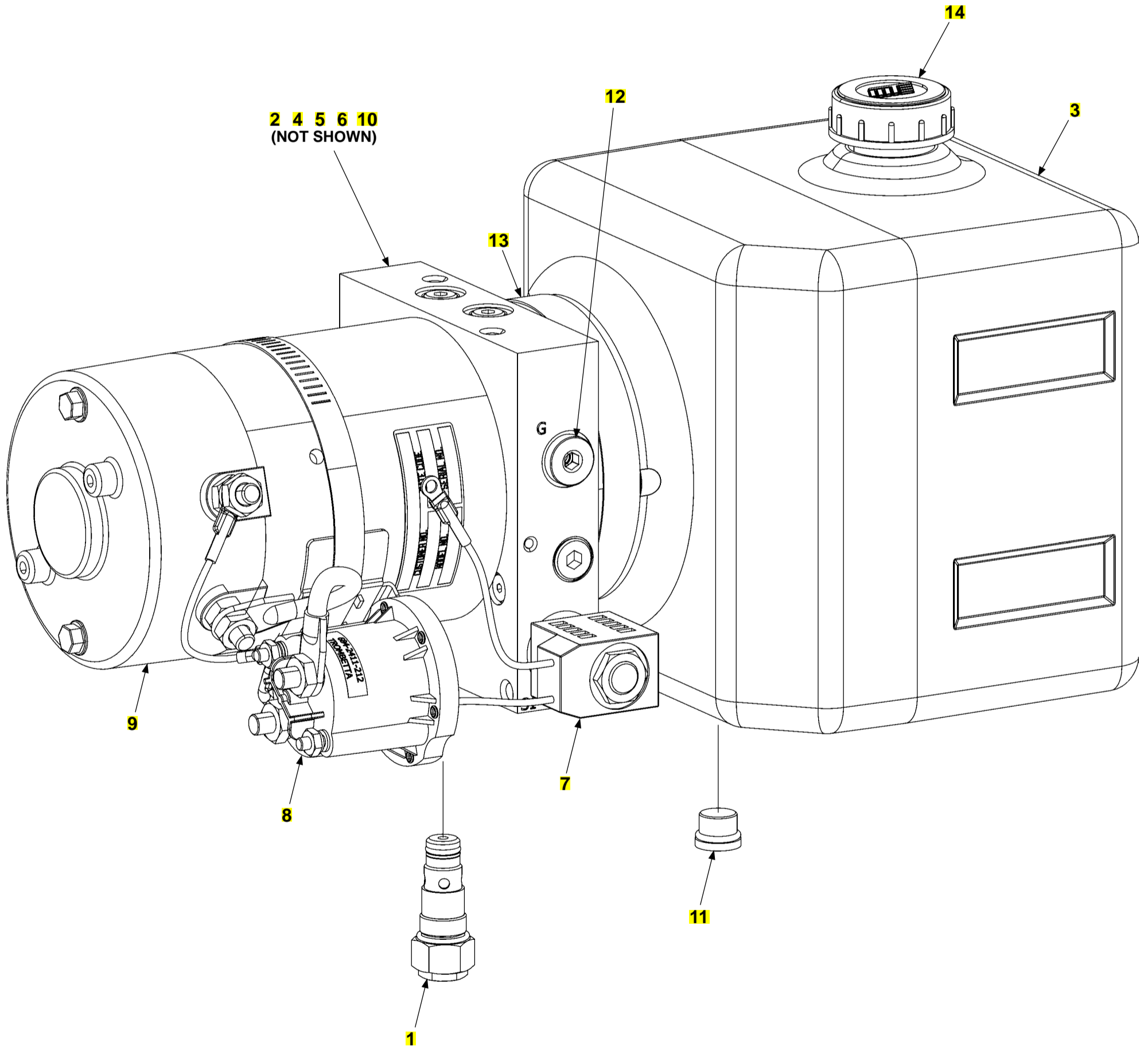
24 VDC POWER UNIT (GRAVITY DOWN)

CAUTION

Do not over-tighten the terminal nuts on starter solenoid. For the load terminals, torque nuts to 40 lbs.-in. max. Torque the nuts on #10-32 control terminals 15-20 lbs.-in.

CAUTION

To prevent damage when installing 2-way valves, torque valve cartridge nut to 30 lbs.-in. max.



24 VDC POWER UNIT (GRAVITY DOWN)

ITEM	QTY.	PART NO.	DESCRIPTION
REF	1	210361-24	24 VDC POWER UNIT,G/D
1	1	906738-02	RELIEF VALVE ASSEMBLY,PRE-SET@2750 PSI
2	1	290297	INLET PLUMBING ASSEMBLY
3	1	290287	RESERVOIR KIT, 1.27 GALLON
4	2	290288	FILTER ASSEMBLY,INLET,MAX VOLUME
5	1	296017-01	COUPLING, OLDHAM
6	1	290289	PUMP PRESURE LODAED, 2.7CC/REV. INTERNAL
7	1	290301	VALVE ASSEMBLY,2W2P,WITH 24 VDC COIL,DELTROL
8	1	284080-02	24 VDC START SWITCH,SD,4T,TROM.
9	1	290176-01	24 VOLT D.C. MOTOR W/OUT TERM SW
10	1	290292	O-RING,2-240, BUNA-N 70 DURO
11	1	290293	PLUG,9/16-18 SAE SOCKET HEAD
12	1	290294	PLUG,1/4 BSPP
13	1	290295	CLAMP,BEND,HI-TORQUE
14	1	290296	BREATHER,G3/4,DIPSTICK

12 VDC POWER UNIT (POWER DOWN)

LAST UPDATED
MAR 2021 to present

COMPLETE PUMP ASSEMBLY:

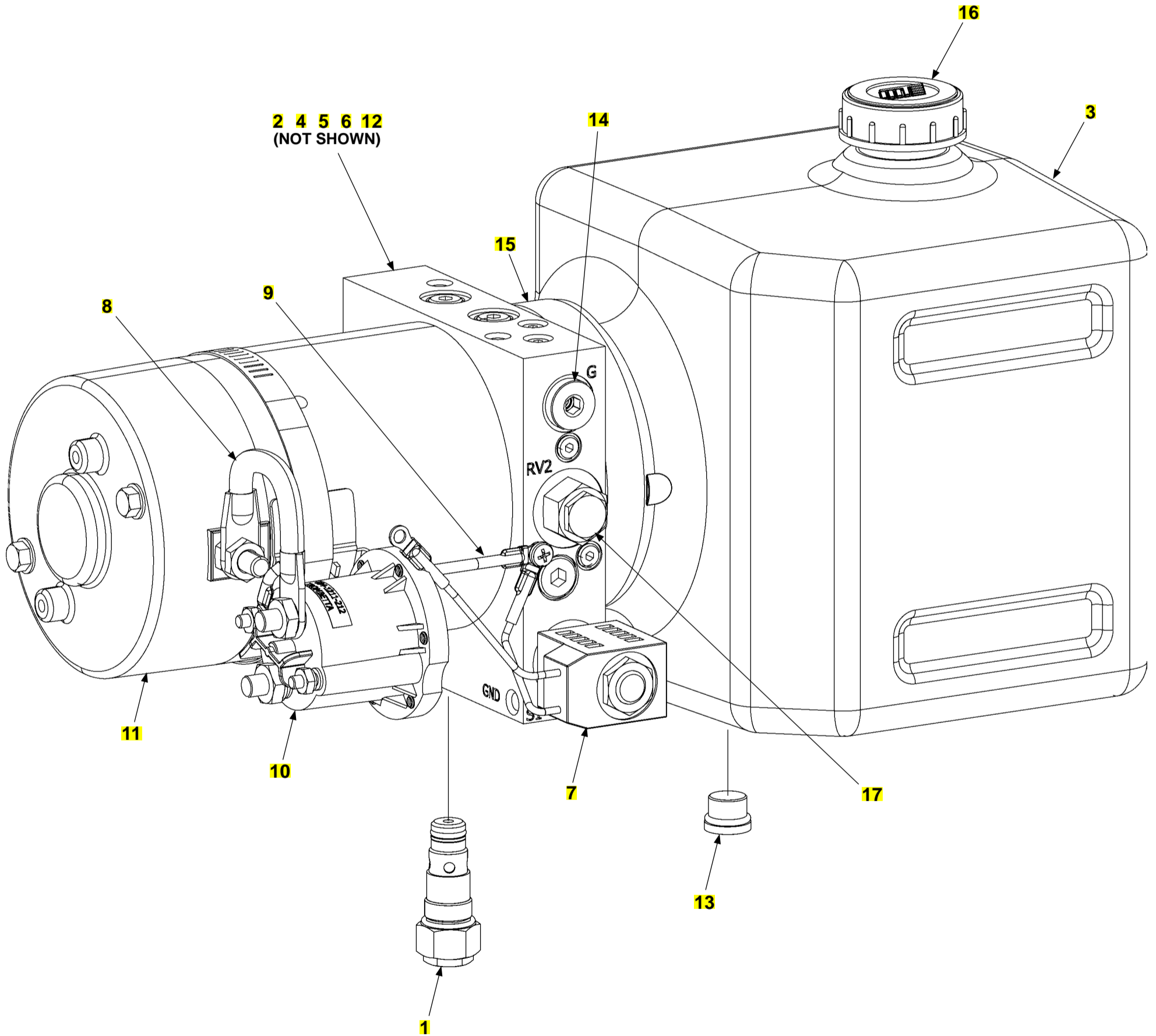
12 VDC POWER UNIT (POWER DOWN)

CAUTION

Do not over-tighten the terminal nuts on starter solenoid. For the load terminals, torque nuts to 40 lbs.-in. max. Torque the nuts on #10-32 control terminals 15-20 lbs.-in.

CAUTION

To prevent damage when installing 2-way valves, torque valve cartridge nut to 30 lbs.-in. max.



12 VDC POWER UNIT (POWER DOWN)

ITEM	QTY.	PART NO.	DESCRIPTION
REF	1	210362-01	12 VDC POWER UNIT,P/D
1	1	906738-02	RELIEF VALVE ASSEMBLY,PRE-SET@2750 PSI
2	1	290286	INLET AND RETURN PLUMBING ASSEMBLY
3	1	290287	RESERVOIR KIT, 1.27 GALLON
4	2	290288	FILTER ASSEMBLY,INLET,MAX VOLUME
5	1	296017-01	COUPLING, OLDHAM
6	1	290289	PUMP PRESURE LODAED, 2.7CC/REV. INTERNAL
7	1	290290	VALVE & COIL ASSYEMBLY, 2P4W, #8, DELTROL
8	1	280404	BATTERY CABLE
9	1	290291	WIRE ASSEMBLY
10	1	284080-01	12 VDC START SWICH, SD, 4T, TROM.
11	1	290175-01	12 VOLT D.C. MOTOR W/OUT TERM SW
12	1	290292	O-RING,2-240, BUNA-N 70 DURO
13	1	290293	PLUG,9/16-18 SAE SOCKET HEAD
14	1	290294	PLUG,1/4 BSPP
15	1	290295	CLAMP,BEND,HI-TORQUE
16	1	290296	BREATHER,G3/4,DIPSTICK
17	1	290285	RELIEF VALVE ASSEMBLY, PRE-SET @1800 PSI

24 VDC POWER UNIT (POWER DOWN)

LAST UPDATED
MAR 2021 to present

COMPLETE PUMP ASSEMBLY:

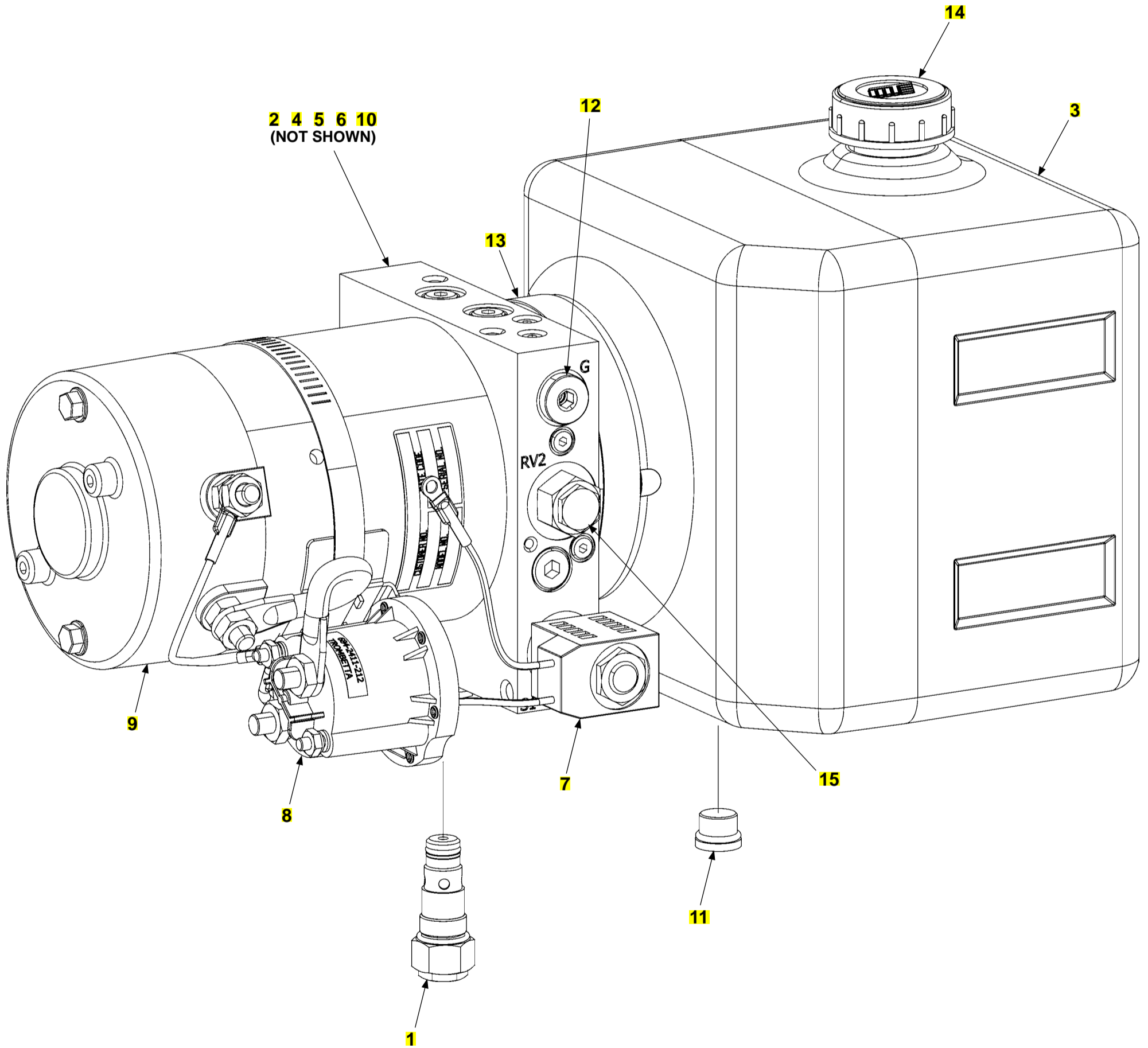
24 VDC POWER UNIT (POWER DOWN)

CAUTION

Do not over-tighten the terminal nuts on starter solenoid. For the load terminals, torque nuts to 40 lbs.-in. max. Torque the nuts on #10-32 control terminals 15-20 lbs.-in.

CAUTION

To prevent damage when installing 2-way valves, torque valve cartridge nut to 30 lbs.-in. max.



24 VDC POWER UNIT (POWER DOWN)

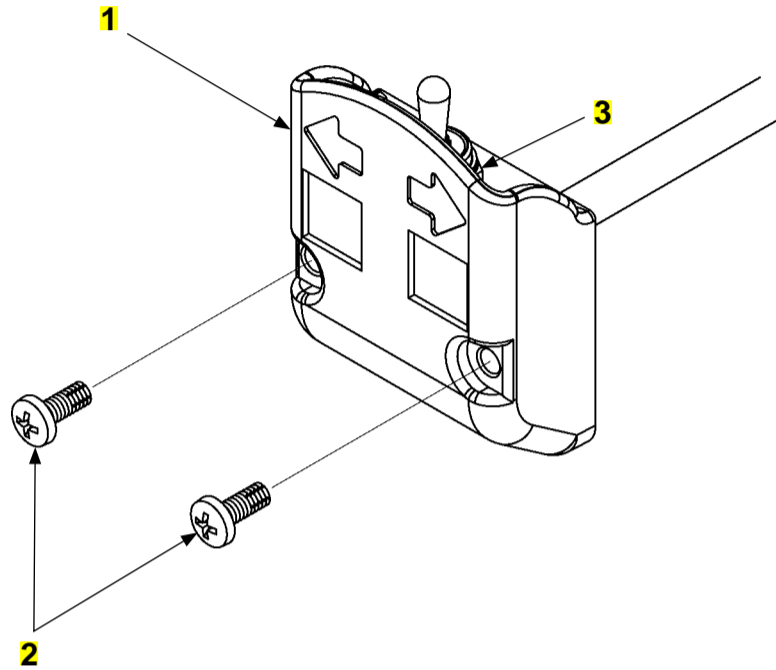
ITEM	QTY.	PART NO.	DESCRIPTION
REF	1	210362-24	24 VDC POWER UNIT,P/D
1	1	906738-02	RELIEF VALVE ASSEMBLY,PRE-SET@2750 PSI
2	1	290286	INLET AND RETURN PLUMBING ASSEMBLY
3	1	290287	RESERVOIR KIT, 1.27 GALLON
4	2	290288	FILTER ASSEMBLY,INLET,MAX VOLUME
5	1	296017-01	COUPLING, OLDHAM
6	1	290289	PUMP PRESURE LODAED, 2.7CC/REV. INTERNAL
7	1	290302	VALVE ASSEMBLY,4W2P WITH 24 VDC COIL,DETROL
8	1	284080-02	24 VDC START SWITCH,SD,4T,TROM.
9	1	290176-01	24 VOLT D.C. MOTOR W/OUT TERM SW
10	1	290292	O-RING,2-240, BUNA-N 70 DURO
11	1	290293	PLUG,9/16-18 SAE SOCKET HEAD
12	1	290294	PLUG,1/4 BSPP
13	1	290295	CLAMP,BEND,HI-TORQUE
14	1	290296	BREATHER,G3/4,DIPSTICK
15	1	290285	RELIEF VALVE ASSEMBLY, PRE-SET @1800 PSI

CONTROL SWITCH AND POWER CABLE

LAST UPDATED
JUNE 2018 to present

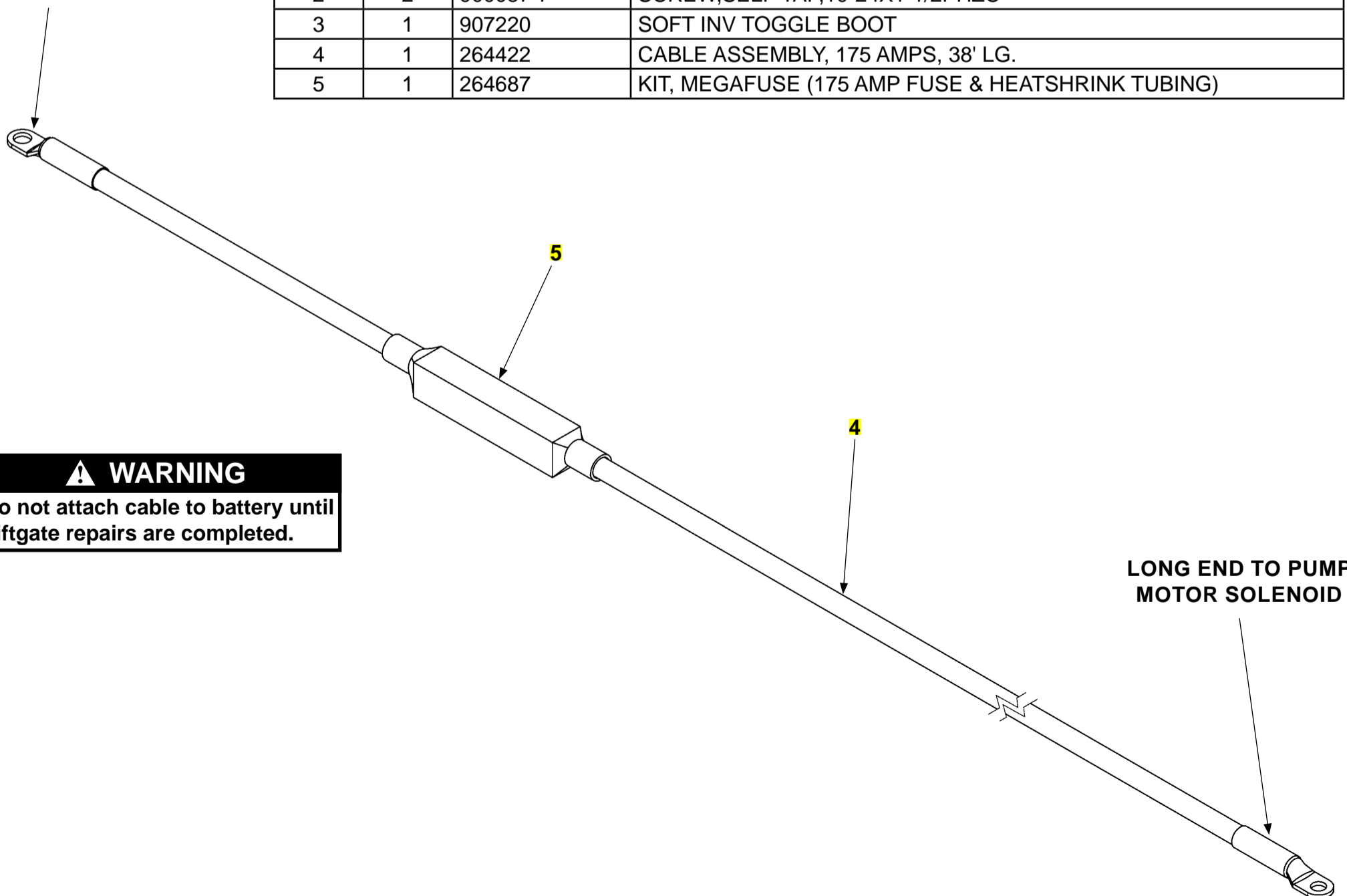
NOTE: Use switch to raise and lower Liftgate to make sure switch operates as shown on the decal.

NOTE: MAXON recommends using dielectric grease on all electrical connections.



ITEM	QTY.	PART NO.	DESCRIPTION
1	1	296855-01	TOGGLE SWITCH ASSY, 138" LG
2	2	900057-7	SCREW, SELF TAP, 10-24X1-1/2PHZC
3	1	907220	SOFT INV TOGGLE BOOT
4	1	264422	CABLE ASSEMBLY, 175 AMPS, 38' LG.
5	1	264687	KIT, MEGAFUSE (175 AMP FUSE & HEATSHRINK TUBING)

SHORT END TO VEHICLE BATTERY



⚠ WARNING

Do not attach cable to battery until Liftgate repairs are completed.

LONG END TO PUMP MOTOR SOLENOID

NOTE: Preferred decal layout is shown. Decals on the Liftgate are attached at the factory. If vehicle does not permit this layout, decals in the manual and decal kit must be applied so that they are easily visible when approaching vehicle to operate Liftgate. Use good common sense when locating these decals on vehicle.

1 →

SAFETY INSTRUCTIONS
Read all decals and operation manual before operating liftgate.

1. Do not use liftgate unless you have been properly instructed and have read, and are familiar with, the operating instructions.
2. Be certain vehicle is properly and securely braked before using the liftgate.
3. Always inspect this liftgate for maintenance or damage before using it. Do not use liftgate if it shows any sign of damage or improper maintenance.
4. Do not overload
5. Make certain the area in which the platform will open and close is clear before opening or closing the platform.
6. Make certain platform area, including the area in which loads may fall from platform, is clear before and at all times during operation of liftgate.
7. This liftgate is intended for loading and unloading of cargo only. Do not use this liftgate for anything but its intended use.

P/N 282522-01 (A)

WARNING
Read this information carefully.

- Improper operation of this Liftgate can result in serious personal injury. If you do not have a copy of the operating instructions, please obtain them from your employer, distributor, or lessor before you attempt to operate Liftgate.
- If there are signs of improper maintenance, damage to vital parts, or slippery platform surface, do not use the Liftgate until these problems have been corrected.
- If you are using a pallet jack, be sure it can be maneuvered safely.
- Do not operate a forklift on the platform.
- Do not allow any part of yours or your helper's body to be placed under, within, or around any portion of the moving Liftgate, or its mechanisms, or in a position that would trap them between the platform and the ground or truck when the Liftgate is operated.
- If a helper is riding the platform with you, make sure you are both doing so safely and that you are not in danger of coming in contact with any moving or potentially moving obstacles.
- **USE GOOD COMMON SENSE.**
- If load appears to be unsafe, do not lift or lower it.

For a free copy of other manuals that pertain to this model Liftgate, please visit our website at www.maxonlift.com or call Customer Service at (800) 227-4116. P/N 282522-01 (C)

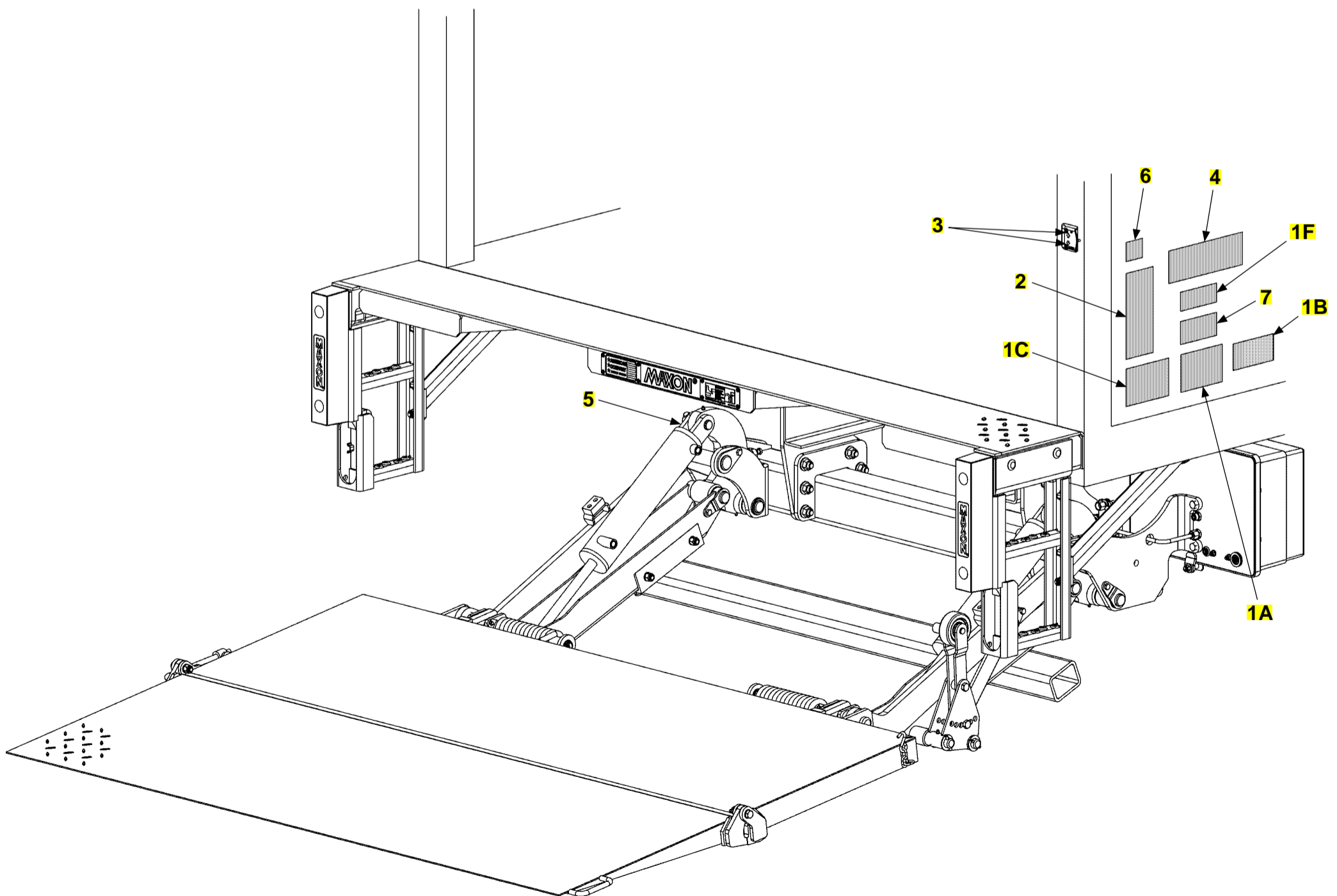
WARNING
Liftgate hazards can result in crushing or falling.
Keep hands and feet clear of pinch points.
If riding liftgate, make sure load is stable and footing is solid.

P/N 282522-01 (B)

Read and understand all instructions and WARNINGS before use.

CAUTION
Always stand clear of platform area.

P/N 282522-01 (F)



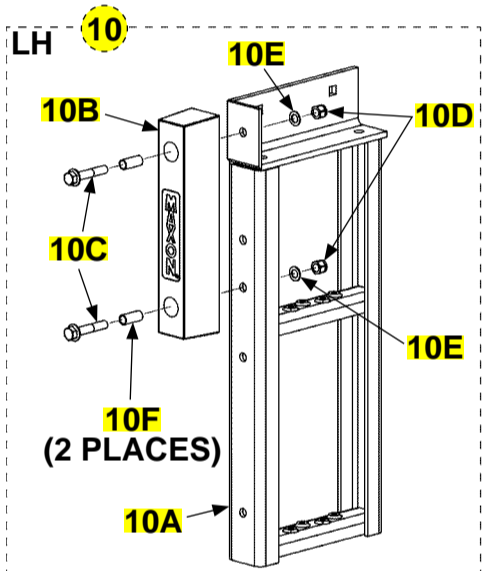
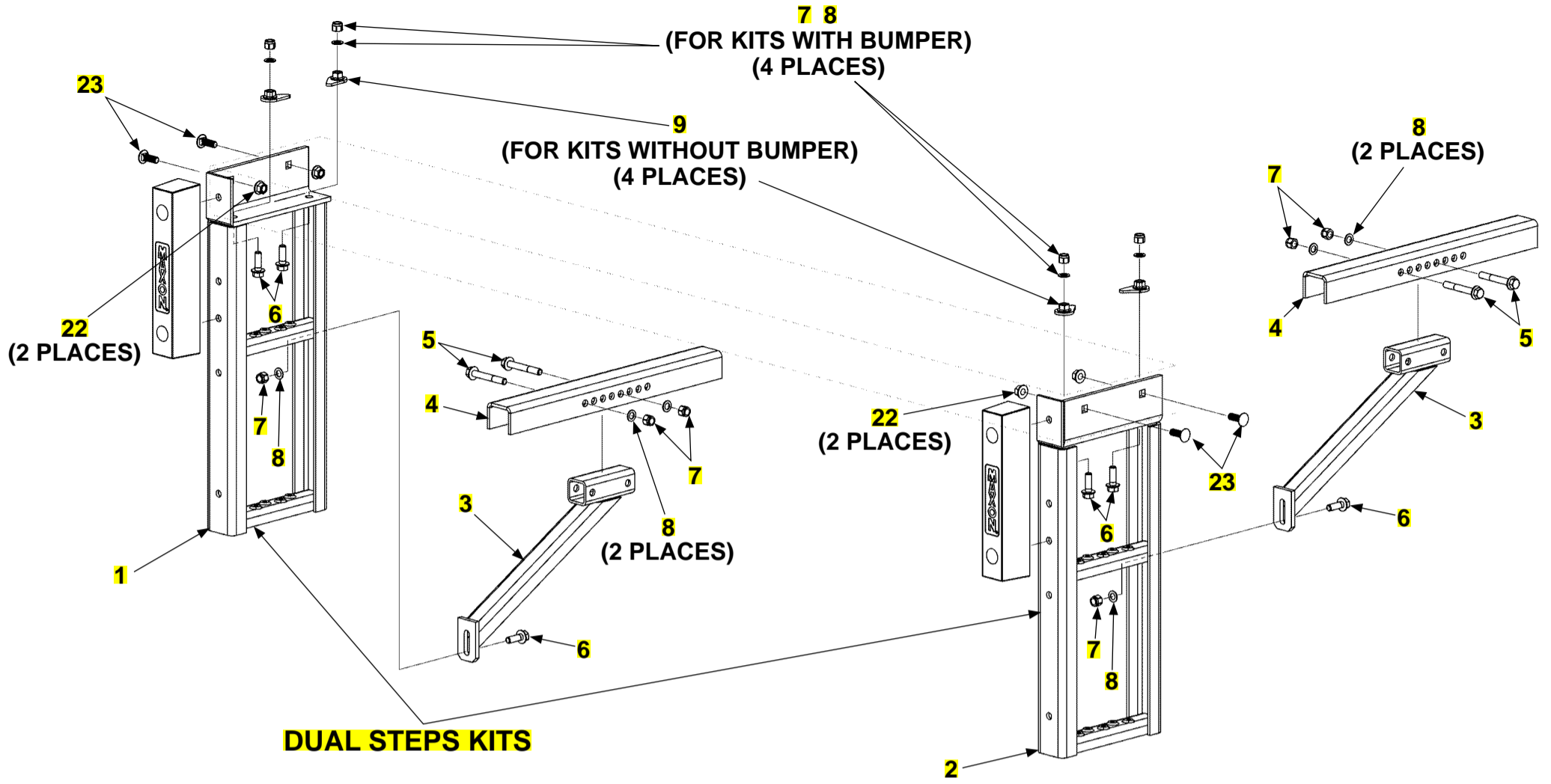
DECALS

ITEM	QTY.	PART NO.	DESCRIPTION
1	1	282522-01	DECAL SHEET,SM WARN & CAUTION
1A	1	282522-01	DECAL SHEET,SM WARN & CAUTION
1B	1	282522-01	DECAL SHEET,SM WARN & CAUTION
1C	1	282522-01	DECAL SHEET,SM WARN & CAUTION
1F	1	282522-01	DECAL SHEET,SM WARN & CAUTION
2	1	285800-05	DECAL, TUK-A-WAY MXT-25/33 OPER INSTRUC
3	1	299038-01	DECAL, SHEET, UP AND DOWN
4	1	282847-02	DECAL,WARNING,STOW,TUK-A-WAY
5	1	299348-09	DECAL, QR CODE, MXT-25/33
6	1	298634-01	DECAL, MAXON 24/7 SPRT, OPER
7	1	220382	DECAL, CAPACITY, LIFTGATE
		220388-02	DECAL, 3300 # CAPACITY

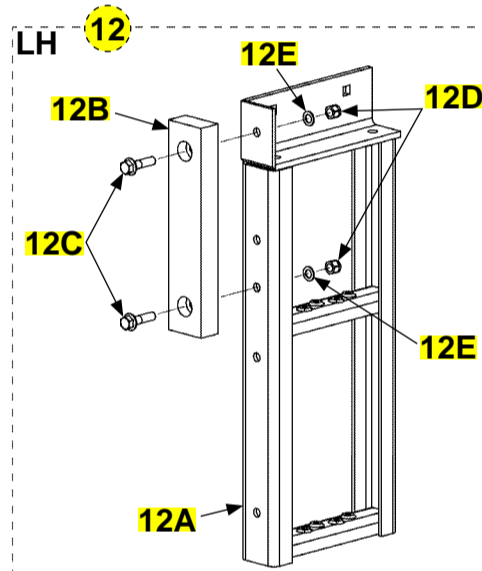
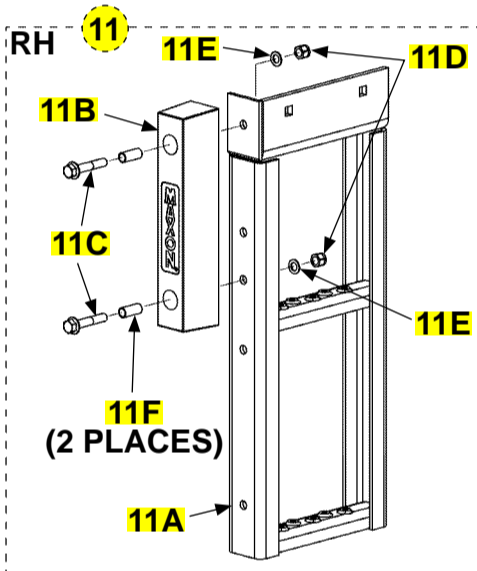
DUAL STEPS KITS

LAST UPDATED
JAN 2018 to present

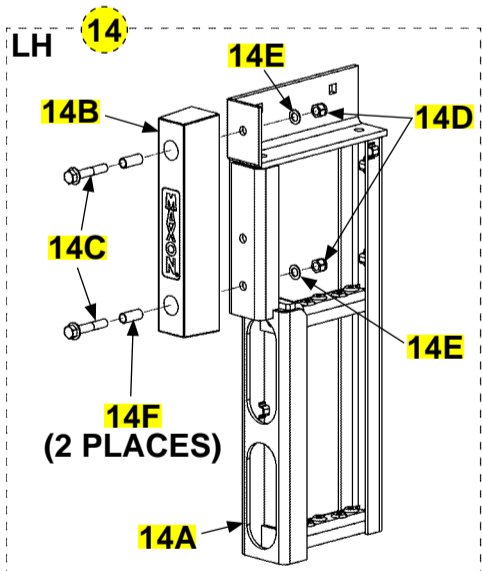
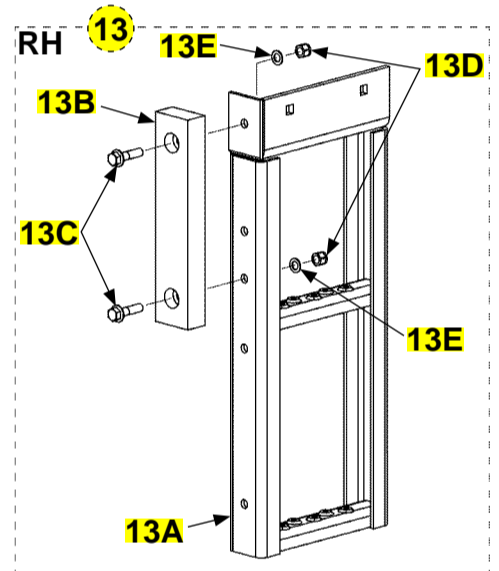
NOTE: Dual steps shown are only compatible with bolt-on extension plates.



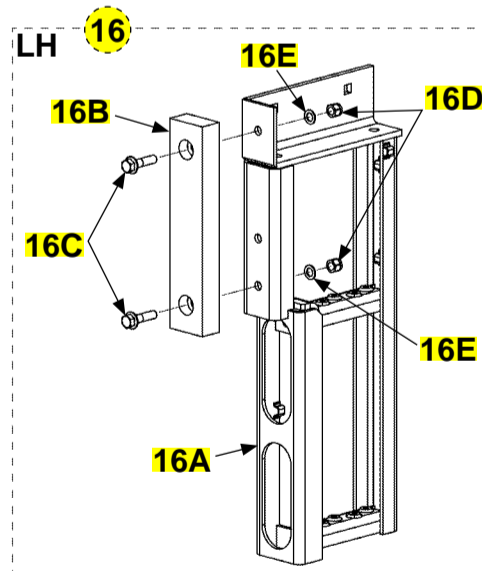
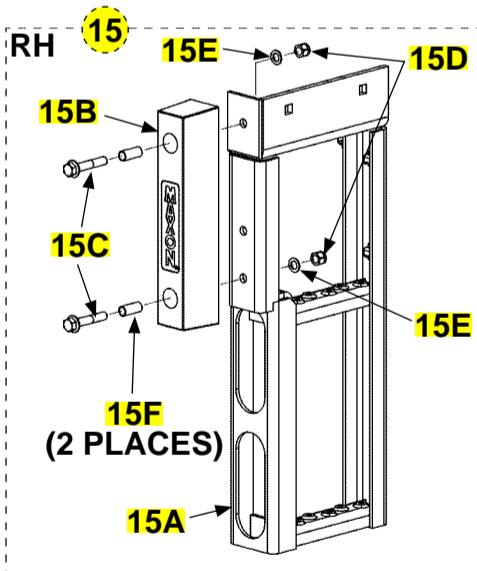
DUAL STEP ASSEMBLY WITH RUBBER BUMPER



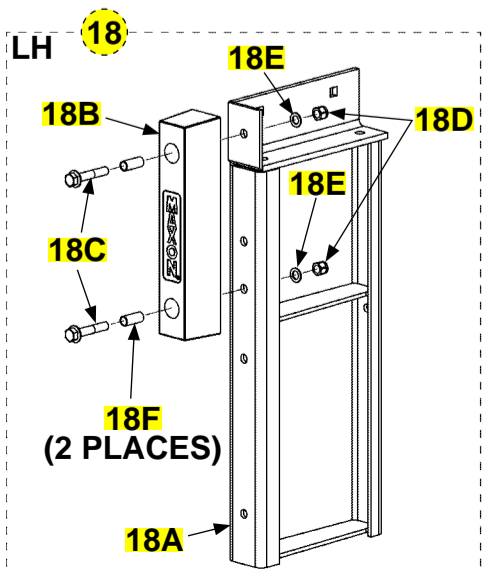
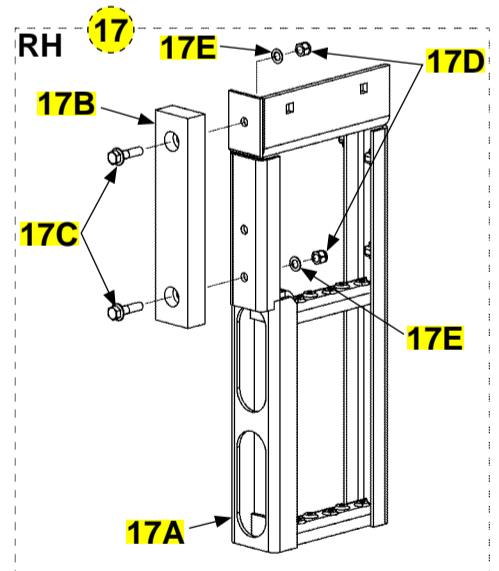
DUAL STEP ASSEMBLY WITH PLASTIC BUMPER



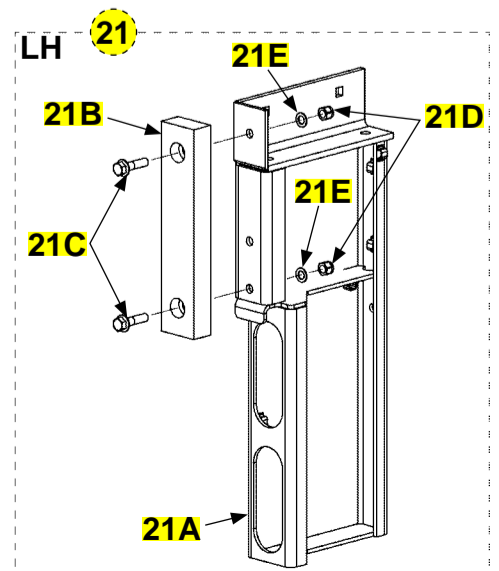
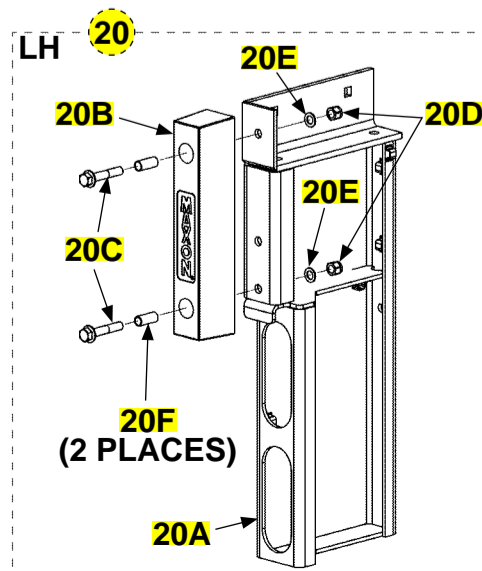
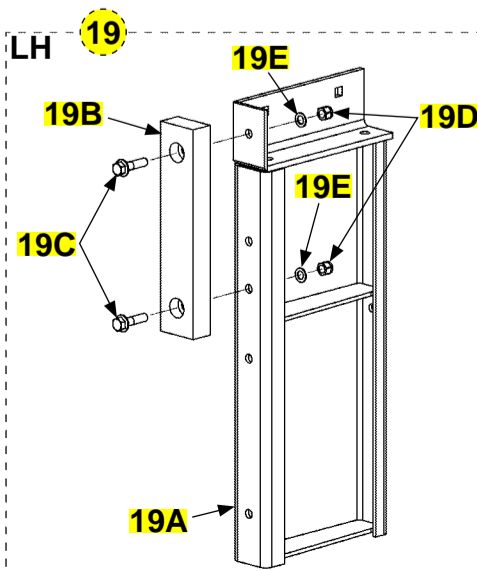
OVAL LIGHT DUAL STEP ASSEMBLY WITH RUBBER BUMPER



OVAL LIGHT DUAL STEP ASSEMBLY WITH PLASTIC BUMPER



DUAL NO STEP ASSEMBLY WITH BUMPER



DUAL STEPS KITS

ITEM	QTY.	PART NO.	DESCRIPTION
REF	1	288705-01	KIT, DUAL STEPS, 14" RBR BMPRS
		288705-01G	KIT, DUAL STEPS, 14" RBR BMPRS, G
		288705-02	KIT, DUAL STEPS, 13.5" PE BMPRS
		288705-02G	KIT, DUAL STEPS, 13.5" PE BMPRS, G
		288705-03	KIT, DUAL STEPS, SS NO/STPS, 14" RBR BMPRS
		288705-03G	KIT, DUAL STEPS, SS NO/STPS, 14" RBR BMPRS,G
		288705-04	KIT, DUAL STEPS, SS NO/STPS, 13.5" PE BMPRS
		288705-04G	KIT, DUAL STEPS, SS NO/STPS, 13.5" PE BMPRS,G
		288705-05	KIT, DUAL STEPS NO BMPRS
		288705-05G	KIT, DUAL STEPS NO BMPRS, G
		288705-06	KIT, DUAL STEPS, SS NO/STEPS,NO BMPRS
		288705-06G	KIT, DUAL STEPS, SS NO/STEPS,NO BMPRS, G
		288705-31	KIT, DUAL STEPS W/LGHT, 14" RBR BMPRS
		288705-31G	KIT, DUAL STEPS W/LGHT, 14" RBR BMPRS, G
		288705-32	KIT, DUAL STEPS W/LGHT, 13.5" PE BMPRS
		288705-32G	KIT, DUAL STEPS W/LGHT, 13.5" PE BMPRS, G
		288705-33	KIT, DUAL STEPS W/LGHT, SS NO/STPS, 14" RBR BMPRS
		288705-33G	KIT, DUAL STEPS W/LGHT, SS NO/STPS, 14" RBR BMPRS,G
		288705-34	KIT, DUAL STEPS W/LGHT, SS NO/STPS, 13.5" PE BMPRS
		288705-34G	KIT, DUAL STEPS W/LGHT, SS NO/STPS, 13.5" PE BMPRS,G
288705-35	KIT, DUAL STEPS W/LGHT, NO BMPRS		
288705-35G	KIT, DUAL STEPS W/LGHT, NO BMPRS, G		
288705-36	KIT, DUAL STEPS W/LGHT, SS NO/STEPS,NO BMPRS		
288705-36G	KIT, DUAL STEPS W/LGHT, SS NO/STEPS,NO BMPRS, G		
1	1	288675-01	DUAL STEP WLDM, L
		288675-01G	DUAL STEP WLDMT, LH,G
		288675-03	DUAL STEP WLDMT, NO STEP, LH
		288675-03G	DUAL STEP WLDMT, NO STEP, LH, G
		288675-31	DUAL STEP WLDMT, W/OVL LGHT, LH
		288675-31G	DUAL STEP WLDMT, W/OVL LGHT, LH,G
		288675-33	DUAL STEP WLDMT, W/OVL LGHT, NO STP, LH
		288675-33G	DUAL STEP WLDMT, W/OVL LGHT, NO STP, LH,G
2	1	288675-02	DUAL STEP WLDMT, RH
		288675-02G	DUAL STEP WLDMT, RH,G
		288675-32	DUAL STEP WLDMT, W/OVL LGHT, RH
		288675-32G	DUAL STEP WLDMT, W/OVL LGHT, RH, G
3	2	288688-01	SUPPORT WLDMT, STEPS
		288688-01G	SUPPORT WLDMT, STEPS, GAL
4	2	288419-01	CHANNEL, STEP MOUNT
5	4	901024-10	BOLT HEX FRAME .5-13X3.5"LG
6	6	901024-5	BOLT HEX FRAME .5-13X1.5"LG
7	10	901010	NUT, NYLON LOCK 1/2-13 ZC
8	10	902000-14	WASHER, FLAT .500X.063 THK
9	4	283700-01	TEAR DROP WLDMT
10	1	288690-01	DUAL STEP ASSY, LH, 14"RBR BMPR
		288690-01G	DUAL STEP ASSY, LH, 14"RBR BMPR,G
10A	1	288675-01	DUAL STEP WLDMT, LH
		288675-01G	DUAL STEP WLDMT, LH, G
10B	1	905344-02	BUMPER,RUBBER, BLK 2.5X3X14
10C	2	901024-9	BOLT HEX FRAME .5-13X2.75"LG
10D	2	901010	NUT, NYLON LOCK 1/2-13 ZC
10E	2	902000-14	WASHER, FLAT .500X.063 THK
10F	2	092036-10	RD MECH TUBE.625ODX.058WX1.44L
11	1	288690-02	DUAL STEP ASSY, RH, 14"RBR BMPR
		288690-02G	DUAL STEP ASSY, RH, 14"RBR BMPR,G
11A	1	288675-02	DUAL STEP WLDMT, RH
		288675-02G	DUAL STEP WLDMT, RH, G
11B	1	905344-02	BUMPER,RUBBER, BLK 2.5X3X14
11C	2	901024-9	BOLT HEX FRAME .5-13X2.75"LG
11D	2	901010	NUT, NYLON LOCK 1/2-13 ZC
11E	2	902000-14	WASHER, FLAT .500X.063 THK
11F	2	092036-10	RD MECH TUBE.625ODX.058WX1.44L

DUAL STEPS KITS - Continued

ITEM	QTY.	PART NO.	DESCRIPTION
12	1	288690-03	DUAL STEP ASSY, LH, 13.5"PE BMPR
		288690-03G	DUAL STEP ASSY, LH, 13.5"PE BMPR,G
12A	1	288675-01	DUAL STEP WLDMT, LH
		288675-01G	DUAL STEP WLDMT, LH, G
12B	1	905386-01	BUMPER,PLASTIC, 1.5 X 2.85 X13.5 LG
12C	2	901024-7	BOLT HEX FRAME .5-13X2"LG
12D	2	901010	NUT, NYLON LOCK 1/2-13 ZC
12E	2	902000-14	WASHER, FLAT .500X.063 THK
13	1	288690-04	DUAL STEP ASSY, RH, 13.5"PE BMPR
		288690-04G	DUAL STEP ASSY, RH, 13.5"PE BMPR,G
13A	1	288675-02	DUAL STEP WLDMT, RH
		288675-02G	DUAL STEP WLDMT, RH, G
13B	1	905386-01	BUMPER,PLASTIC, 1.5 X 2.85 X13.5 LG
13C	2	901024-7	BOLT HEX FRAME .5-13X2"LG
13D	2	901010	NUT, NYLON LOCK 1/2-13 ZC
13E	2	902000-14	WASHER, FLAT .500X.063 THK
14	1	288690-31	DUAL STEP ASSY, O/LGHT, LH, 14"RBR BMPR
		288690-31G	DUAL STEP ASSY, O/LGHT, LH, 14"RBR BMPR, G
14A	1	288675-31	DUAL STEP WLDMT,W/OVL LGHT, LH
		288675-31G	DUAL STEP WLDMT,W/OVL LGHT, LH, G
14B	1	905344-02	BUMPER,RUBBER, BLK 2.5X3X14
14C	2	901024-9	BOLT HEX FRAME .5-13X2.75"LG
14D	2	901010	NUT, NYLON LOCK 1/2-13 ZC
14E	2	902000-14	WASHER, FLAT .500X.063 THK
14F	2	092036-10	RD MECH TUBE.625ODX.058WX1.44L
15	1	288690-32	DUAL STEP ASSY, O/LGHT, RH, 14"RBR BMPR
		288690-32G	DUAL STEP ASSY, O/LGHT, RH, 14"RBR BMPR,G
15A	1	288675-32	DUAL STEP WLDMT,W/OVL LGHT, RH
		288675-32G	DUAL STEP WLDMT,W/OVL LGHT, RH, G
15B	1	905344-02	BUMPER,RUBBER, BLK 2.5X3X14
15C	2	901024-9	BOLT HEX FRAME .5-13X2.75"LG
15D	2	901010	NUT, NYLON LOCK 1/2-13 ZC
15E	2	902000-14	WASHER, FLAT .500X.063 THK
15F	2	092036-10	RD MECH TUBE.625ODX.058WX1.44L
16	1	288690-33	DUAL STEP ASSY, O/LGHT, LH, 13.5"PE BMPR
		288690-33G	DUAL STEP ASSY, O/LGHT, LH, 13.5"PE BMPR,G
16A	1	288675-31	DUAL STEP WLDMT,W/OVL LGHT, LH
		288675-31G	DUAL STEP WLDMT,W/OVL LGHT, LH, G
16B	1	905386-01	BUMPER,PLASTIC, 1.5 X 2.85 X13.5 LG
16C	2	901024-7	BOLT HEX FRAME .5-13X2"LG
16D	2	901010	NUT, NYLON LOCK 1/2-13 ZC
16E	2	902000-14	WASHER, FLAT .500X.063 THK
17	1	288690-34	DUAL STEP ASSY, O/LGHT, RH, 13.5"PE BMPR
		288690-34G	DUAL STEP ASSY, O/LGHT, RH, 13.5"PE BMPR,G
17A	1	288675-32	DUAL STEP WLDMT,W/OVL LGHT, RH
		288675-32G	DUAL STEP WLDMT,W/OVL LGHT, RH, G
17B	1	905386-01	BUMPER,PLASTIC, 1.5 X 2.85 X13.5 LG
17C	2	901024-7	BOLT HEX FRAME .5-13X2"LG
17D	2	901010	NUT, NYLON LOCK 1/2-13 ZC
17E	2	902000-14	WASHER, FLAT .500X.063 THK
18	1	288690-05	DUAL NO STEP ASSY, LH, 14"RBR BMPR
		288690-05G	DUAL NO STEP ASSY, LH, 14"RBR BMPR,G
18A	1	288675-03	CHANNEL WLDMT 29.5" LG, NO STEPS, LH
		288675-03G	CHANNEL WLDMT 29.5" LG, NO STEPS, LH, G
18B	1	905344-02	BUMPER,RUBBER, BLK 2.5X3X14
18C	2	901024-9	BOLT HEX FRAME .5-13X2.75"LG
18D	2	901010	NUT, NYLON LOCK 1/2-13 ZC
18E	2	902000-14	WASHER, FLAT .500X.063 THK
18F	2	092036-10	RD MECH TUBE.625ODX.058WX1.44L

DUAL STEPS KITS - Continued

ITEM	QTY.	PART NO.	DESCRIPTION
19	1	288690-06	DUAL NO STEP ASSY, LH, 13.5"PE BMPR
		288690-06G	DUAL NO STEP ASSY, LH, 13.5"PE BMPR,G
19A	1	288675-03	CHANNEL WLDMT 29.5" LG, NO STEPS, LH
		288675-03G	CHANNEL WLDMT 29.5" LG, NO STEPS, LH, G
19B	1	905386-01	BUMPER,PLASTIC, 1.5 X 2.85 X13.5 LG
19C	2	901024-7	BOLT HEX FRAME .5-13X2"LG
19D	2	901010	NUT, NYLON LOCK 1/2-13 ZC
19E	2	902000-14	WASHER, FLAT .500X.063 THK
20	1	288690-35	DUAL NO STEP ASSY, O/LGHT, LH, 14"RBR BMPR
		288690-35G	DUAL NO STEP ASSY,O/LGHT, LH, 14"RBR BMPR,G
20A	1	288675-33	CHNL WLDMT,W/OVL LGHT, NO STEPS, LH
		288675-33G	CHNL WLDMT,W/OVL LGHT, NO STEPS, LH, G
20B	1	905344-02	BUMPER,RUBBER, BLK 2.5X3X14
20C	2	901024-9	BOLT HEX FRAME .5-13X2.75"LG
20D	2	901010	NUT, NYLON LOCK 1/2-13 ZC
20E	2	902000-14	WASHER, FLAT .500X.063 THK
20F	2	092036-10	RD MECH TUBE.625ODX.058WX1.44L
21	1	288690-36	DUAL NO STEP ASSY, O/LGHT, LH, 13.5"PE BMPR
		288690-36G	DUAL NO STEP ASSY,O/LGHT, LH, 13.5"PE BMPR,G
21A	1	288675-33	CHNL WLDMT,W/OVL LGHT, NO STEPS, LH
		288675-33G	CHNL WLDMT,W/OVL LGHT, NO STEPS, LH, G
21B	1	905386-01	BUMPER,PLASTIC, 1.5 X 2.85 X13.5 LG
21C	2	901024-7	BOLT HEX FRAME .5-13X2"LG
21D	2	901010	NUT, NYLON LOCK 1/2-13 ZC
21E	2	902000-14	WASHER, FLAT .500X.063 THK
22	4	901023	FLANGE LOCK NUT
23	4	900820-01	CARRIAGE BOLT SQUARE 1/2"-13

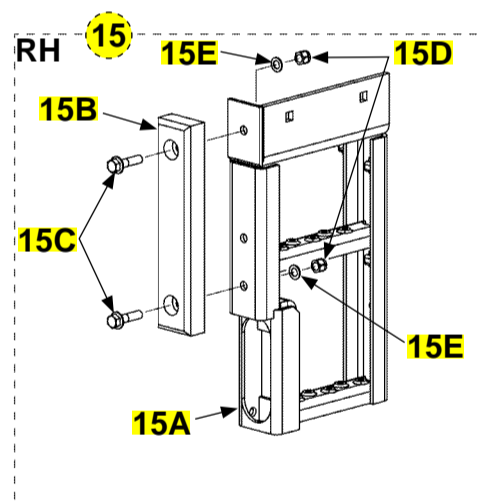
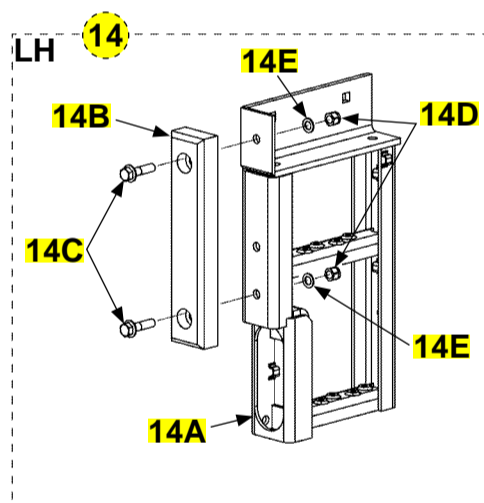
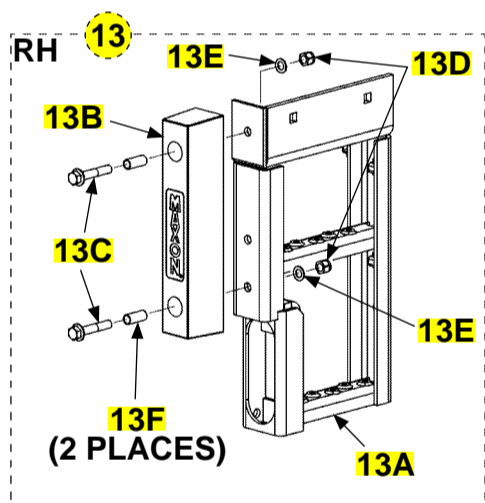
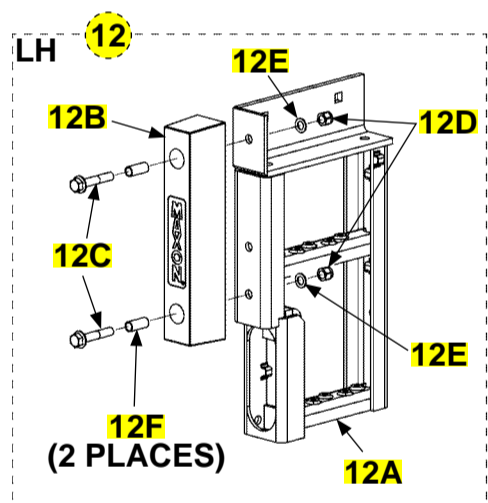
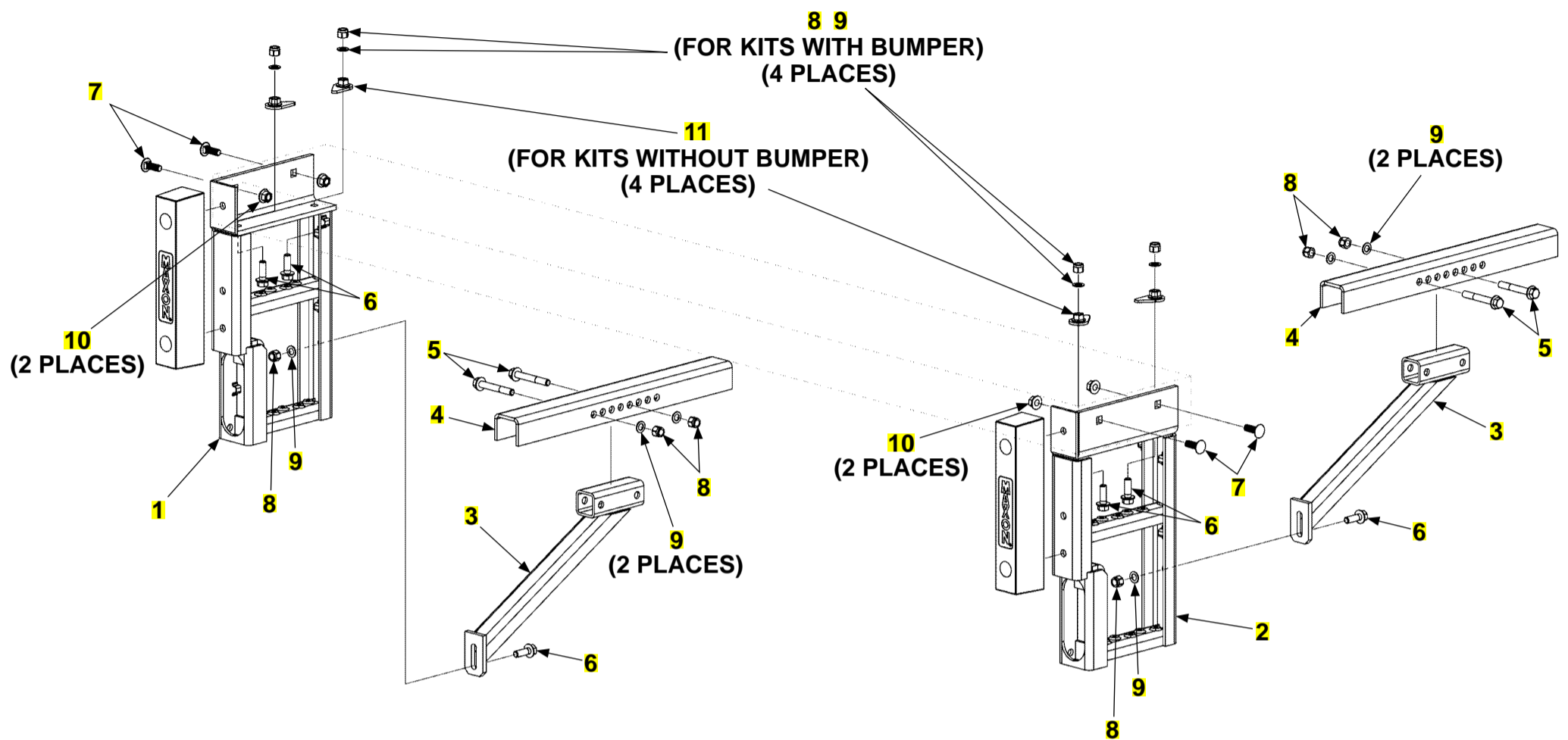
DUAL STEPS KITS (LOW BED HEIGHT)

MAR 2021 to present

NOTE: Dual steps shown are only compatible with bolt-on extension plates.

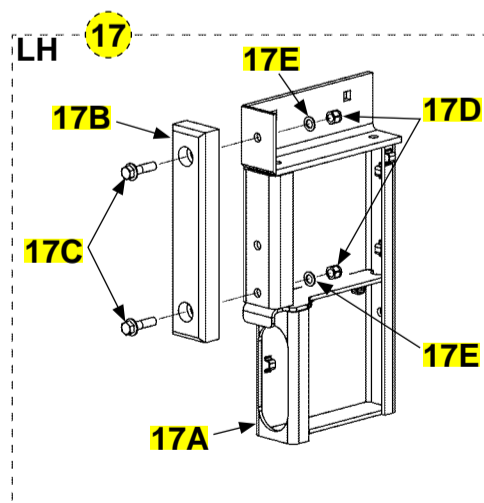
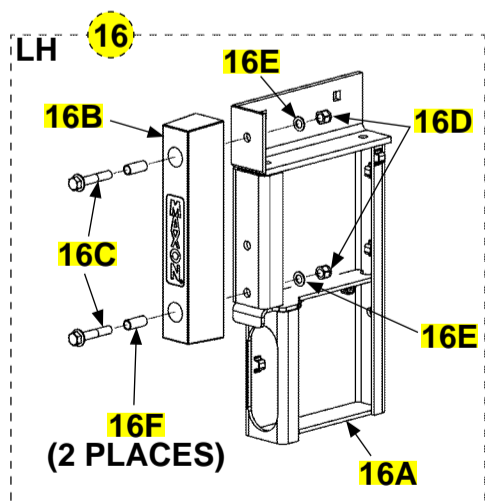
COMPLETE ASSEMBLY:

DUAL STEPS KITS (LOW BED HEIGHT)



DUAL STEPS ASSEMBLY WITH RUBBER BUMPER

DUAL STEPS ASSEMBLY WITH PLASTIC BUMPER



DUAL NO STEP ASSEMBLY WITH BUMPER

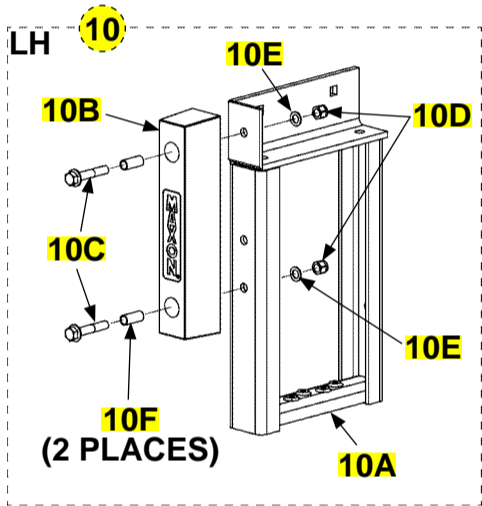
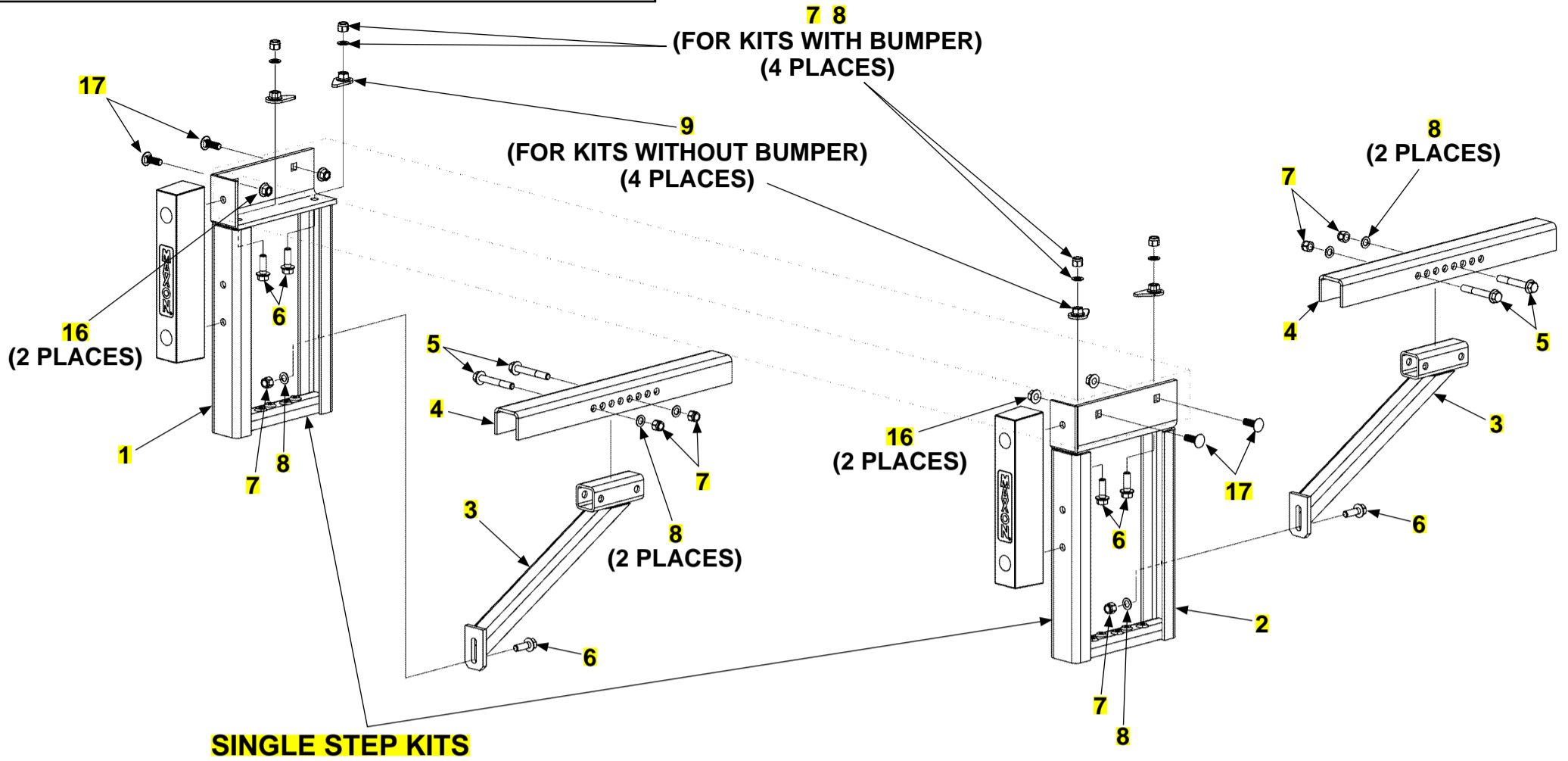
DUAL STEPS KITS (LOW BED HEIGHT)

ITEM	QTY.	PART NO.	DESCRIPTION
REF	1	288705-41G	KIT, DUAL STEPS W/LIGHT, LB, 14" RBR BMPRS, G
		288705-42G	KIT, DUAL STEPS W/LIGHT, LB, 13.5" PE BMPRS, G
		288705-43G	KIT, DUAL STEPS W/LIGHT, LB, SS NO/STPS, 14" RBR BMPRS,G
		288705-44G	KIT, DUAL STEPS W/LIGHT, LB, SS NO/STPS, 13.5" PE BMPRS,G
		288705-45G	KIT, DUAL STEPS W/LIGHT, LB, NO BMPRS, G
		288705-46G	KIT, DUAL STEPS W/LIGHT, LB, SS NO/STEPS, NO BMPRS, G
1	1	288675-41G	DUAL STEP WLDMT, W/OVL LGHT, LB, LH, G
		288675-43G	CHNL WLDMT, W/OVL LGHT, NO STP, LB, LH, G
2	1	288675-42G	DUAL STEP WLDMT, W/OVL LGHT, LB, RH, G
3	2	288688-01G	SUPPORT WLDMT, STEPS, GAL
4	2	288419-01	CHANNEL, STEP MOUNT
5	4	901024-10	BOLT HEX FRAME .5-13X3.5"LG
6	6	901024-5	BOLT HEX FRAME .5-13X1.5"LG
7	4	900820-01	CARRIAGE BOLT SQUARE 1/2"-13
8	10	901010	NUT, NYLON LOCK 1/2-13 ZC
9	10	902000-14	WASHER, FLAT .500X.063 THK
10	4	901023	FLANGE LOCK NUT, .50-13, ZC
11	4	283700-01	TEAR DROP WLDMT
12	1	288690-41G	DUAL STEP ASSY, O/LGHT, LB, LH, 14" RBR BMPR, G
12A	1	288675-41G	DUAL STEP WLDMT, W/OVL LGHT, LB, LH, G
12B	1	905344-02	BUMPER,RUBBER, BLK 2.5X3X14
12C	2	901024-9	BOLT HEX FRAME .5-13X2.75"LG
12D	2	901010	NUT, NYLON LOCK 1/2-13 ZC
12E	2	902000-14	WASHER, FLAT .500X.063 THK
12F	2	092036-10	RD MECH TUBE.625ODX.058WX1.44L
13	1	288690-42G	DUAL STEP ASSY, O/LGHT, LB, RH, 14" RBR BMPR, G
13A	1	288675-42G	DUAL STEP WLDMT, W/OVL LGHT, LB, RH, G
13B	1	905344-02	BUMPER,RUBBER, BLK 2.5X3X14
13C	2	901024-9	BOLT HEX FRAME .5-13X2.75"LG
13D	2	901010	NUT, NYLON LOCK 1/2-13 ZC
13E	2	902000-14	WASHER, FLAT .500X.063 THK
13F	2	092036-10	RD MECH TUBE.625ODX.058WX1.44L
14	1	288690-43G	DUAL STEP ASSY, O/LGHT, LB, LH, 13.5" PE BMPR, G
14A	1	288675-41G	DUAL STEP WLDMT, W/OVL LGHT, LB, LH, G
14B	1	905386-01	BUMPER,PLASTIC, 1.5 X 2.85 X13.5 LG
14C	2	901024-7	BOLT HEX FRAME .5-13X2"LG
14D	2	901010	NUT, NYLON LOCK 1/2-13 ZC
14E	2	902000-14	WASHER, FLAT .500X.063 THK
15	1	288690-44G	DUAL STEP ASSY, O/LGHT, LB, RH, 13.5" PE BMPR, G
15A	1	288675-42G	DUAL STEP WLDMT, W/OVL LGHT, LB, RH, G
15B	1	905386-01	BUMPER,PLASTIC, 1.5 X 2.85 X13.5 LG
15C	2	901024-7	BOLT HEX FRAME .5-13X2"LG
15D	2	901010	NUT, NYLON LOCK 1/2-13 ZC
15E	2	902000-14	WASHER, FLAT .500X.063 THK
16	1	288690-45G	NO STEP ASSY, O/LGHT, LB, LH, 14" RBR BMPR, G
16A	1	288675-43G	CHNL WLDMT, W/OVL LGHT, NO STEPS, LB, LH, G
16B	1	905344-02	BUMPER,RUBBER, BLK 2.5X3X14
16C	2	901024-9	BOLT HEX FRAME .5-13X2.75"LG
16D	2	901010	NUT, NYLON LOCK 1/2-13 ZC
16E	2	902000-14	WASHER, FLAT .500X.063 THK
16F	2	092036-10	RD MECH TUBE.625ODX.058WX1.44L
17	1	288690-46G	NO STEP ASSY, O/LGHT, LB, LH, 13.5" PE BMPR, G
17A	1	288675-43G	CHNL WLDMT, W/OVL LGHT, NO STEPS, LB, LH, G
17B	1	905386-01	BUMPER,PLASTIC, 1.5 X 2.85 X13.5 LG
17C	2	901024-7	BOLT HEX FRAME .5-13X2"LG
17D	2	901010	NUT, NYLON LOCK 1/2-13 ZC
17E	2	902000-14	WASHER, FLAT .500X.063 THK

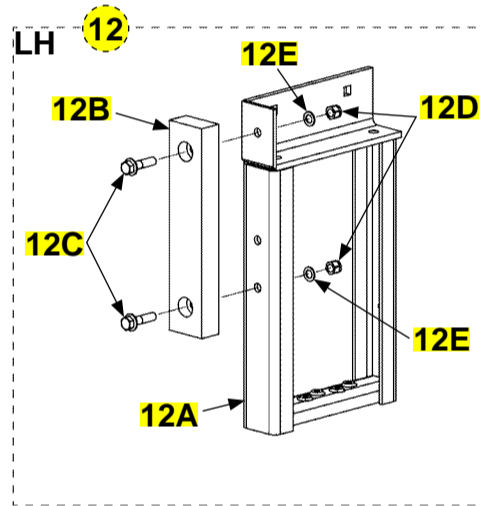
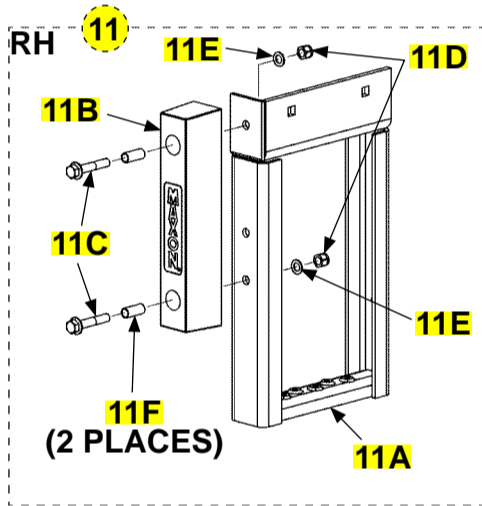
SINGLE STEP KITS

LAST UPDATED
JAN 2018 to present

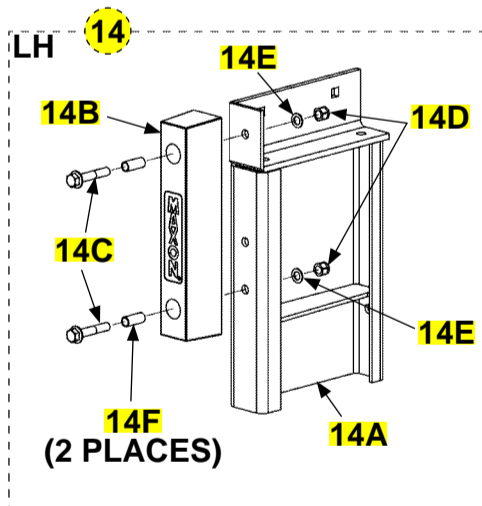
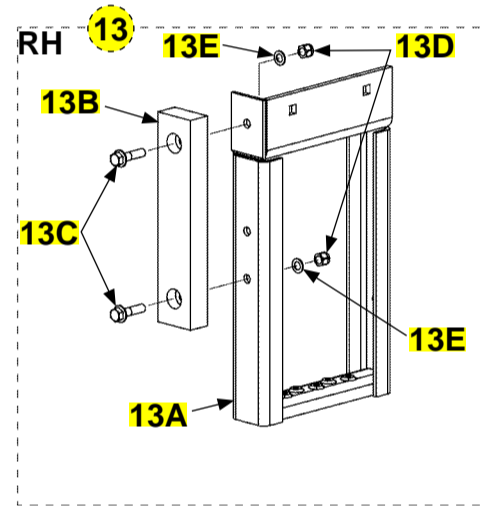
NOTE: Single step shown are only compatible with bolt-on extension plates.



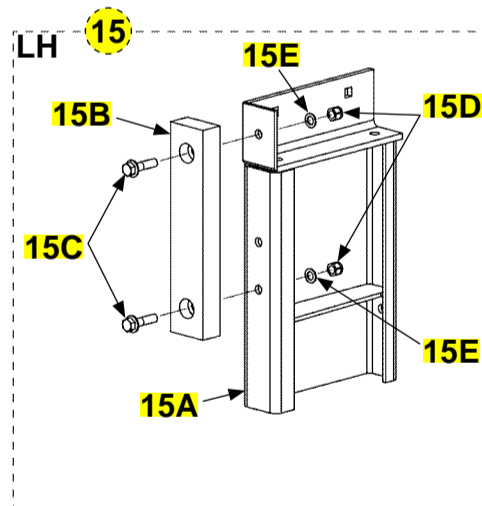
SINGLE STEP ASSEMBLY WITH RUBBER BUMPER



SINGLE STEP ASSEMBLY WITH PLASTIC BUMPER



SINGLE NO STEP ASSEMBLY WITH BUMPER



SINGLE STEP KITS

ITEM	QTY.	PART NO.	DESCRIPTION
REF	1	288705-11	KIT, SNGL STEPS, 14" RBR BMPR
		288705-11G	KIT, SNGL STEPS, 14" RBR BMPR, G
		288705-12	KIT, SNGL STEPS, 13.5" PE BMPR
		288705-12G	KIT, SNGL STEPS, 13.5" PE BMPR, G
		288705-13	KIT, SNGL STEPS, SS NO/STPS, 14" RBR BMPRS
		288705-13G	KIT, SNGL STEPS, SS NO/STPS, 14" RBR BMPRS,G
		288705-14	KIT, SNGL STEPS, SS NO/STPS, 13.5" PE BMPRS
		288705-14G	KIT, SNGL STEPS, SS NO/STPS, 13.5" PE BMPRS,G
		288705-15	KIT, SNGL STEPS NO BMPRS
		288705-15G	KIT, SNGL STEPS NO BMPRS, G
		288705-16	KIT, SNGL STEPS, SS NO/STPS, NO BMPRS
		288705-16G	KIT, SNGL STEPS, SS NO/STPS, NO BMPRS,G
1	1	288675-11	SINGLE STEP WLDMT, LH
		288675-11G	SINGLE STEP WLDMT, LH, G
		288675-13	SINGLE STEP WLDMT, NO STEP, LH
		288675-13G	SINGLE STEP WLDMT, NO STEP, LH, G
2	1	288675-12	SINGLE STEP WLDMT, RH
		288675-12G	SINGLE STEP WLDMT, RH, G
3	2	288688-01	SUPPORT WLDMT, STEPS
		288688-01G	SUPPORT WLDMT, STEPS, GAL
4	2	288419-01	CHANNEL, STEP MOUNT
5	4	901024-10	BOLT HEX FRAME .5-13X3.5"LG
6	6	901024-5	BOLT HEX FRAME .5-13X1.5"LG
7	10	901010	NUT, NYLON LOCK 1/2-13 ZC
8	10	902000-14	WASHER, FLAT .500X.063 THK
9	4	283700-01	TEAR DROP WLDMT
10	1	288690-11	SINGLE STEP ASSY, LH, 14" RBR BMPR
		288690-11G	SINGLE STEP ASSY, LH, 14" RBR BMPR,G
10A	1	288675-11	SINGLE STEP WLDMT,LH
		288675-11G	SINGLE STEP WLDMT, LH, G
10B	1	905344-02	BUMPER,RUBBER, BLK 2.5X3X14
10C	2	901024-9	BOLT HEX FRAME .5-13X2.75"LG
10D	2	901010	NUT, NYLON LOCK 1/2-13 ZC
10E	2	902000-14	WASHER, FLAT .500X.063 THK
10F	2	092036-10	RD MECH TUBE.625ODX.058WX1.44L
11	1	288690-12	SINGLE STEP ASSY, RH, 14" RBR BMPR
		288690-12G	SINGLE STEP ASSY, RH, 14" RBR BMPR,G
11A	1	288675-12	SINGLE STEP WLDMT, RH
		288675-12G	SINGLE STEP WLDMT, RH, G
11B	1	905344-02	BUMPER,RUBBER, BLK 2.5X3X14
11C	2	901024-9	BOLT HEX FRAME .5-13X2.75"LG
11D	2	901010	NUT, NYLON LOCK 1/2-13 ZC
11E	2	902000-14	WASHER, FLAT .500X.063 THK
11F	2	092036-10	RD MECH TUBE.625ODX.058WX1.44L

SINGLE STEP KITS - Continued

ITEM	QTY.	PART NO.	DESCRIPTION
12	1	288690-13	SINGLE STEP ASSY, LH, 13.5" PE BMPR
		288690-13G	SINGLE STEP ASSY, LH, 13.5" PE BMPR,G
12A	1	288675-11	SINGLE STEP WLDMT,LH
		288675-11G	SINGLE STEP WLDMT, LH, G
12B	1	905386-01	BUMPER,PLASTIC, 1.5 X 2.85 X13.5 LG
12C	2	901024-7	BOLT HEX FRAME .5-13X2"LG
12D	2	901010	NUT, NYLON LOCK 1/2-13 ZC
12E	2	902000-14	WASHER, FLAT .500X.063 THK
13	1	288690-14	SINGLE STEP ASSY, RH, 13.5" PE BMPR
		288690-14G	SINGLE STEP ASSY, RH, 13.5" PE BMPR,G
13A	1	288675-12	SINGLE STEP WLDMT, RH
		288675-12G	SINGLE STEP WLDMT, RH, G
13B	1	905386-01	BUMPER,PLASTIC, 1.5 X 2.85 X13.5 LG
13C	2	901024-7	BOLT HEX FRAME .5-13X2"LG
13D	2	901010	NUT, NYLON LOCK 1/2-13 ZC
13E	2	902000-14	WASHER, FLAT .500X.063 THK
14	1	288690-15	SINGLE NO STEP ASSY, LH, 14" RBR BMPR
		288690-15G	SINGLE NO STEP ASSY, LH, 14" RBR BMPR,G
14A	1	288675-13	CHANNEL WLDMT 21" LG, NO STEPS, LH
		288675-13G	CHANNEL WLDMT 21" LG, NO STEPS, LH, G
14B	1	905344-02	BUMPER,RUBBER, BLK 2.5X3X14
14C	2	901024-9	BOLT HEX FRAME .5-13X2.75"LG
14D	2	901010	NUT, NYLON LOCK 1/2-13 ZC
14E	2	902000-14	WASHER, FLAT .500X.063 THK
14F	2	092036-10	RD MECH TUBE.625ODX.058WX1.44L
15	1	288690-16	SINGLE NO STEP ASSY, LH, 13.5" PE BMPR
		288690-16G	SINGLE NO STEP ASSY, LH, 13.5" PE BMPR,G
15A	1	288675-13	CHANNEL WLDMT 21" LG, NO STEPS, LH
		288675-13G	CHANNEL WLDMT 21" LG, NO STEPS, LH, G
15B	1	905386-01	BUMPER,PLASTIC, 1.5 X 2.85 X13.5 LG
15C	2	901024-7	BOLT HEX FRAME .5-13X2"LG
15D	2	901010	NUT, NYLON LOCK 1/2-13 ZC
15E	2	902000-14	WASHER, FLAT .500X.063 THK
16	4	901023	FLANGE LOCK NUT
17	4	900820-01	CARRIAGE BOLT SQUARE 1/2"-13

FLEXIBLE STEPS KITS

ITEM	QTY.	PART NO.	DESCRIPTION
REF	1	288705-21	KIT, DUAL FLX STEPS, 14" RBR BMPR
		288705-21G	KIT, DUAL FLX STEPS, 14" RBR BMPR, G
		288705-22	KIT, DUAL FLX STEPS, 13.5" PE BMPR
		288705-22G	KIT, DUAL FLX STEPS, 13.5" PE BMPR, G
		288705-23	KIT, DUAL FLX STEPS, SS NO/STPS, 14" RBR BMPRS
		288705-23G	KIT, DUAL FLX STEPS, SS NO/STPS, 14" RBR BMPRS,G
		288705-24	KIT, DUAL FLX STEPS, SS NO/STPS, 13.5" PE BMPRS
		288705-24G	KIT, DUAL FLX STEPS, SS NO/STPS, 13.5" PE BMPRS,G
		288705-25	KIT, DUAL FLX STEPS NO BMPRS
		288705-25G	KIT, DUAL FLX STEPS NO BMPRS, G
		288705-26	KIT, DUAL FLX STEPS, SS NO/STPS, NO BMPRS
		288705-26G	KIT, DUAL FLX STEPS, SS NO/STPS, NO BMPRS,G
1	2	288688-01	SUPPORT WLDMT, STEPS
		288688-01G	SUPPORT WLDMT, STEPS, GAL
2	2	288419-01	CHANNEL, STEP MOUNT
3	4	901024-10	BOLT HEX FRAME .5-13X3.5"LG
4	6	901024-5	BOLT HEX FRAME .5-13X1.5"LG
5	10	901010	NUT, NYLON LOCK 1/2-13 ZC
6	10	902000-14	WASHER, FLAT .500X.063 THK
7	4	283700-01	TEAR DROP WLDMT
8	1	288690-21	DUAL STEP ASSY, FLEX, LH, 14"RBR BMPR
		288690-21G	DUAL STEP ASSY, FLEX, LH, 14"RBR BMPR,G
8A	1	288675-21	DUAL STEP WLDMT, FLEX, LH
		288675-21G	DUAL STEP WLDMT, FLEX, LH, G
8B	1	905344-02	BUMPER,RUBBER, BLK 2.5X3X14
8C	2	901024-9	BOLT HEX FRAME .5-13X2.75"LG
8D	4	901010	NUT, NYLON LOCK 1/2-13 ZC
8E	4	902000-14	WASHER, FLAT .500X.063 THK
8F	2	092036-10	RD MECH TUBE.625ODX.058WX1.44L
8G	1	288680-01	STEP WLDMT, FLEXIBLE, LOWER
8H	2	901024-2	BOLT HEX FRAME .5-13X1.75"LG
9	1	288690-22	DUAL STEP ASSY, FLEX, RH, 14"RBR BMPR
		288690-22G	DUAL STEP ASSY, FLEX, RH, 14"RBR BMPR,G
9A	1	288675-22	DUAL STEP WLDMT, FLEX, RH
		288675-22G	DUAL STEP WLDMT, FLEX, RH, G
9B	1	905344-02	BUMPER,RUBBER, BLK 2.5X3X14
9C	2	901024-9	BOLT HEX FRAME .5-13X2.75"LG
9D	4	901010	NUT, NYLON LOCK 1/2-13 ZC
9E	4	902000-14	WASHER, FLAT .500X.063 THK
9F	2	092036-10	RD MECH TUBE.625ODX.058WX1.44L
9G	1	288680-01	STEP WLDMT, FLEXIBLE, LOWER
9H	2	901024-2	BOLT HEX FRAME .5-13X1.75"LG
10	1	288690-23	DUAL STEP ASSY, FLEX, LH, 13.5"PE BMPR
		288690-23G	DUAL STEP ASSY, FLEX, LH, 13.5"PE BMPR,G
10A	1	288675-21	DUAL STEP WLDMT, FLEX, LH
		288675-21G	DUAL STEP WLDMT, FLEX, LH, G
10B	1	905386-01	BUMPER,PLASTIC, 1.5 X 2.85 X13.5 LG
10C	2	901024-7	BOLT HEX FRAME .5-13X2"LG
10D	4	901010	NUT, NYLON LOCK 1/2-13 ZC
10E	4	902000-14	WASHER, FLAT .500X.063 THK
10F	1	288680-01	STEP WLDMT, FLEXIBLE, LOWER
10G	2	901024-2	BOLT HEX FRAME .5-13X1.75"LG
11	1	288690-24	DUAL STEP ASSY, FLEX, RH, 13.5"PE BMPR
		288690-24G	DUAL STEP ASSY, FLEX, RH, 13.5"PE BMPR,G
11A	1	288675-22	DUAL STEP WLDMT, FLEX, RH
		288675-22G	DUAL STEP WLDMT, FLEX, RH, G
11B	1	905386-01	BUMPER,PLASTIC, 1.5 X 2.85 X13.5 LG
11C	2	901024-7	BOLT HEX FRAME .5-13X2"LG
11D	4	901010	NUT, NYLON LOCK 1/2-13 ZC
11E	4	902000-14	WASHER, FLAT .500X.063 THK
11F	1	288680-01	STEP WLDMT, FLEXIBLE, LOWER
11G	2	901024-2	BOLT HEX FRAME .5-13X1.75"LG

FLEXIBLE STEPS KITS - Continued

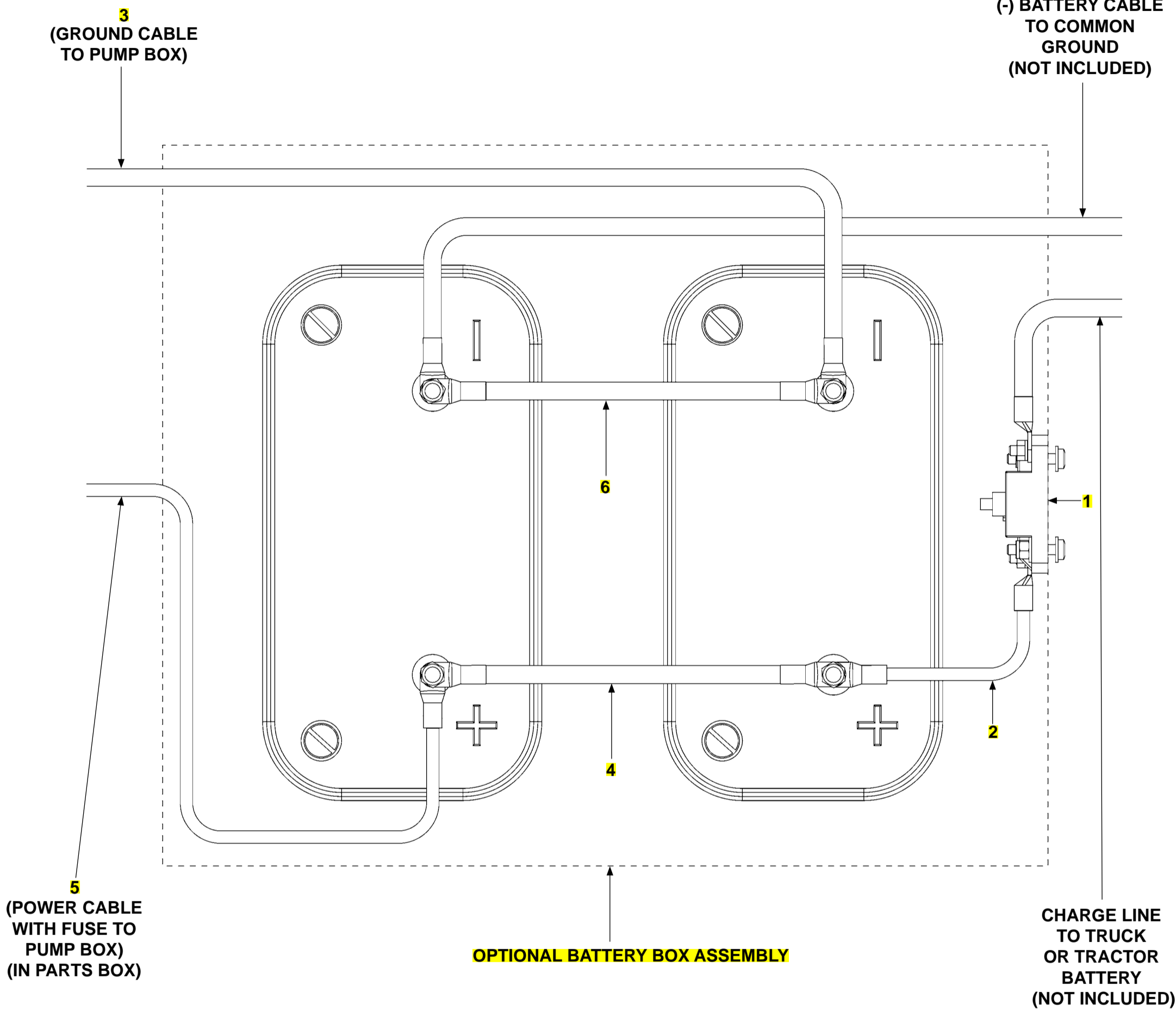
ITEM	QTY.	PART NO.	DESCRIPTION
12	1	288690-27	DUAL STEP ASSY, FLEX,LH, NO BMPR
		288690-27G	DUAL STEP ASSY, FLEX,LH, NO BMPR, G
12A	1	288675-21	DUAL STEP WLDMT, FLEX, LH
		288675-21G	DUAL STEP WLDMT, FLEX, LH, G
12B	2	901010	NUT, NYLON LOCK 1/2-13 ZC
12C	2	902000-14	WASHER, FLAT .500X.063 THK
12D	1	288680-01	STEP WLDMT, FLEXIBLE, LOWER
12E	2	901024-2	BOLT HEX FRAME .5-13X1.75"LG
13	1	288690-28	DUAL STEP ASSY, FLEX,RH, NO BMPR
		288690-28G	DUAL STEP ASSY, FLEX,RH, NO BMPR, G
13A	1	288675-22	DUAL STEP WLDMT, FLEX, RH
		288675-22G	DUAL STEP WLDMT, FLEX, RH, G
13B	1	288680-01	STEP WLDMT, FLEXIBLE, LOWER
13C	2	901024-2	BOLT HEX FRAME .5-13X1.75"LG
13D	4	901010	NUT, NYLON LOCK 1/2-13 ZC
13E	4	902000-14	WASHER, FLAT .500X.063 THK
14	1	288690-15	SINGLE NO STEP ASSY, LH, 14" RBR BMPR
		288690-15G	SINGLE NO STEP ASSY, LH, 14" RBR BMPR,G
14A	1	288675-13	CHANNEL WLDMT 21" LG, NO STEPS, LH
		288675-13G	CHANNEL WLDMT 21" LG, NO STEPS, LH, G
14B	1	905344-02	BUMPER,RUBBER, BLK 2.5X3X14
14C	2	901024-9	BOLT HEX FRAME .5-13X2.75"LG
14D	2	901010	NUT, NYLON LOCK 1/2-13 ZC
14E	2	902000-14	WASHER, FLAT .500X.063 THK
14F	2	092036-10	RD MECH TUBE.625ODX.058WX1.44L
15	1	288690-16	SINGLE NO STEP ASSY, LH, 13.5" PE BMPR
		288690-16G	SINGLE NO STEP ASSY, LH, 13.5" PE BMPR,G
15A	1	288675-13	CHANNEL WLDMT 21" LG, NO STEPS, LH
		288675-13G	CHANNEL WLDMT 21" LG, NO STEPS, LH, G
15B	1	905386-01	BUMPER,PLASTIC, 1.5 X 2.85 X13.5 LG
15C	2	901024-7	BOLT HEX FRAME .5-13X2"LG
15D	2	901010	NUT, NYLON LOCK 1/2-13 ZC
15E	2	902000-14	WASHER, FLAT .500X.063 THK
16	4	901023	FLANGE LOCK NUT
17	4	900820-01	CARRIAGE BOLT SQUARE 1/2"-13

OPTIONAL BATTERY BOX ELECTRICAL COMPONENTS

12 VOLT BATTERY CONNECTIONS

LAST UPDATED
SEPT 2016 to present

NOTE: MAXON recommends using dielectric grease on all electrical connections.



ITEM	QTY.	PART NO.	DESCRIPTION
1	1	907207-01	CIRCUIT BREAKER, 150 AMP, MANUAL RESET
2	1	269308-12	CABLE ASSEMBLY, 2 GA, RED, 12" LG.
3	1	268226-06	CABLE ASSEMBLY, 2 GA, 74" LG.
4	1	269308-10	CABLE ASSEMBLY, 2 GA, RED, 10" LG.
5	1	264422	CABLE ASSY, 175 AMPS, 38FT
6	1	251871-14	CABLE ASSEMBLY, 2 GA, BLACK, 10" LG.

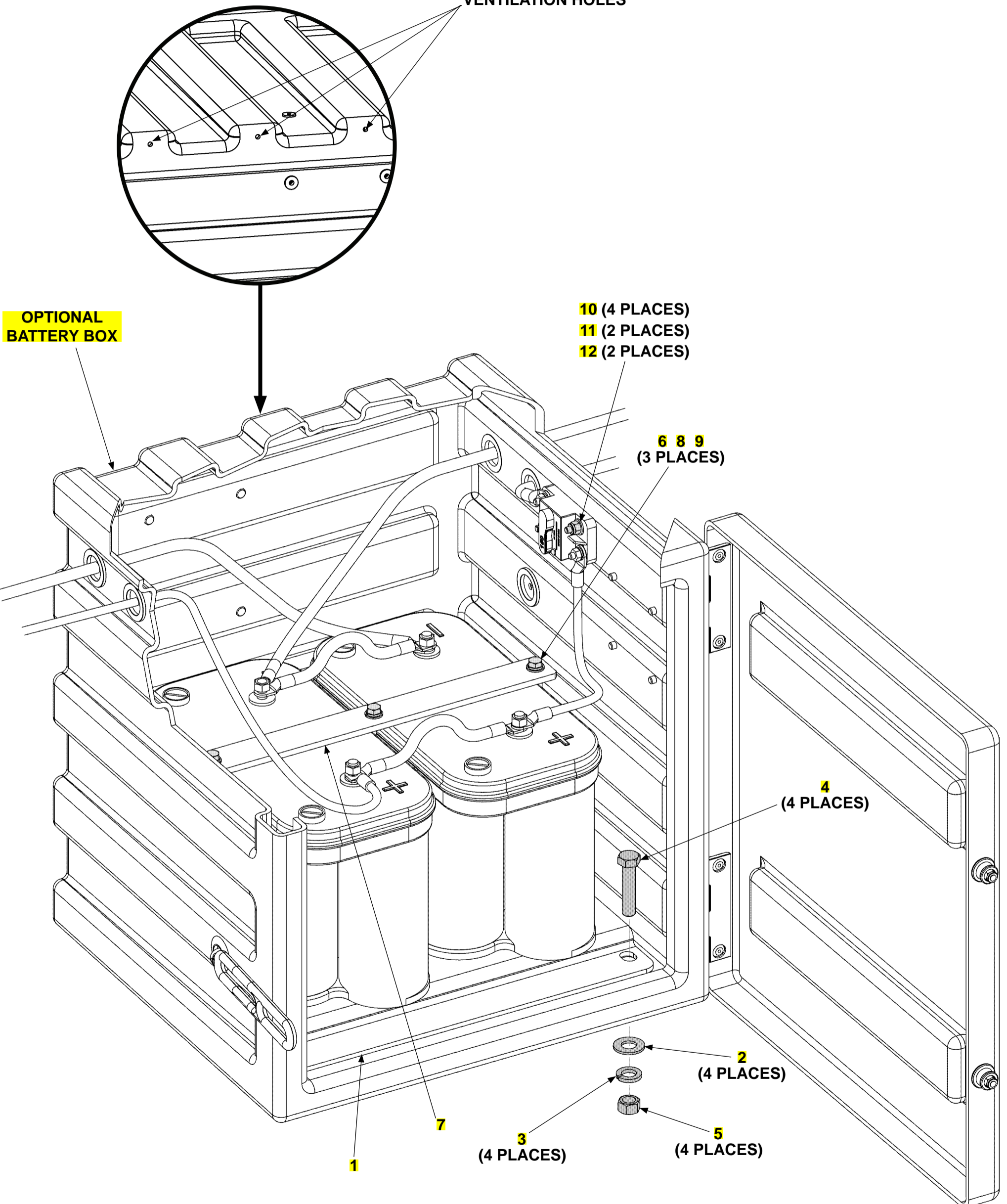
OPTIONAL BATTERY BOX ASSEMBLY

LAST UPDATED
APR 2023 to present

⚠ WARNING

Explosive hydrogen gas from charging batteries can accumulate in battery box if not vented from the box. To prevent hydrogen gas from accumulating, ensure the 3 ventilation holes in battery box are not plugged or covered.

VENTILATION HOLES

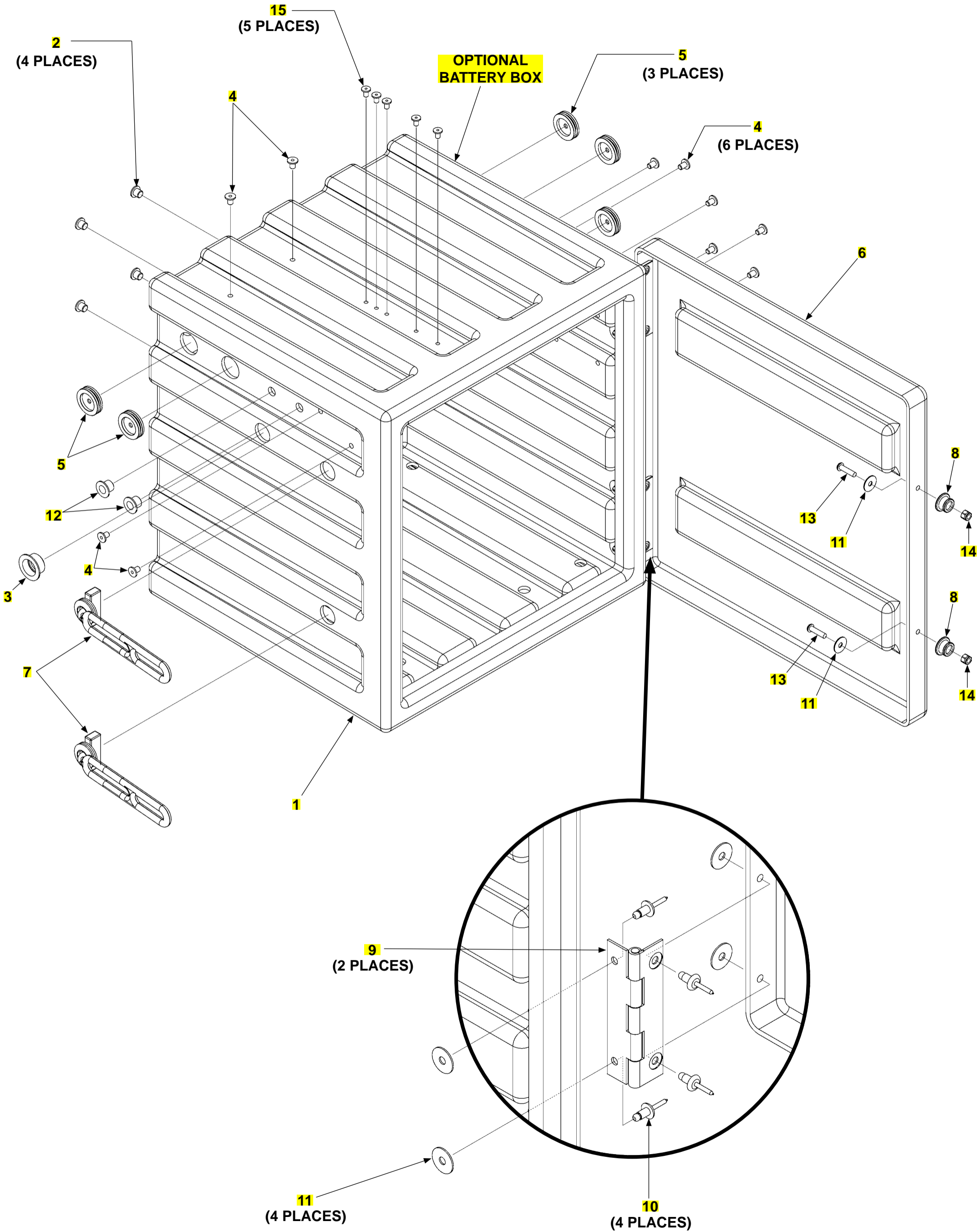


OPTIONAL BATTERY BOX ASSEMBLY

ITEM	QTY.	PART NO.	DESCRIPTION
1	1	212460-01G	BATTERY MNT WLDMT PLATE, GALV, 2 BATTERIES
2	4	902013-14	FLAT WASHER, 9/16"
3	4	902011-7	LOCK WASHER, 9/16"
4	4	900033-6	CAP SCREW, 1/2"-20 X 2-1/4" LG, GRADE 8
5	4	901011-10	HEX NUT, 1/2"-20
6	3	900034-1	SCREW, CAP HEX .31-18X9-1/2 G5 ZC
7	1	289874-01	BATTERY STRAP (2 BATTERY)
8	3	902013-10	FLAT WASHER, 5/16"
9	3	902011-3	WASHER, LOCK 5/16X5/64 G8 ZC
10	4	902013-09	WASHER 1/4" ZINC-SAME 030564
11	2	900002-5	SCREW, PH PAN HD, ZC 1/4-20X1.25
12	2	901000	NUT, NYLON 1/4-20 ZINC

OPTIONAL BATTERY BOX

LAST UPDATED
SEPT 2016 to present



OPTIONAL BATTERY BOX

ITEM	QTY.	PART NO.	DESCRIPTION
REF	1	269561-01	BATTERY BOX ASSEMBLY
1	1	289854-01	BOX
2	4	908022-03	FLEXIBLE PLUG, 5/16"
3	1	908022-08	FLEXIBLE PLUG, 1-1/16"
4	10	908022-07	FLEXIBLE PLUG, 1/4"
5	5	266428-02	GROMMET, 1" DIAPHRAGM, 1/4" HOLE
6	1	269558-01	COVER
7	2	908193-01	RUBBER LATCH
8	2	908194-01	FASTENING KNOB
9	2	285970-01	HINGE ASSEMBLY, PLASTIC
10	8	903715-03	BLIND RIVET, 1/4" X 1/4"-3/8"
11	10	903438-01	WASHER, 1/4"
12	2	908022-05	FLEXIBLE PLUG, 9/16"
13	2	900719-07	BUTTON HEAD SCREW, 1/4"-20 X 1" LG.
14	2	903137-01	LOCK NUT, 1/4"-20, NYLON
15	5	908022-01	FLEXIBLE PLUG, 1/4" X 1/2"