

To search for your Maxon parts in this document, press Ctrl + F for Windows or Command + F for macOS to open the Search Box.



MAXON[®]

This parts manual covers all BMR's manufactured March 2022 till current. If your model is older then please contact Maxon CS at 800.227.4116 or parts@maxonlift.com.

**COLUMNLIFT™
BMR**

PARTS BREAKDOWN

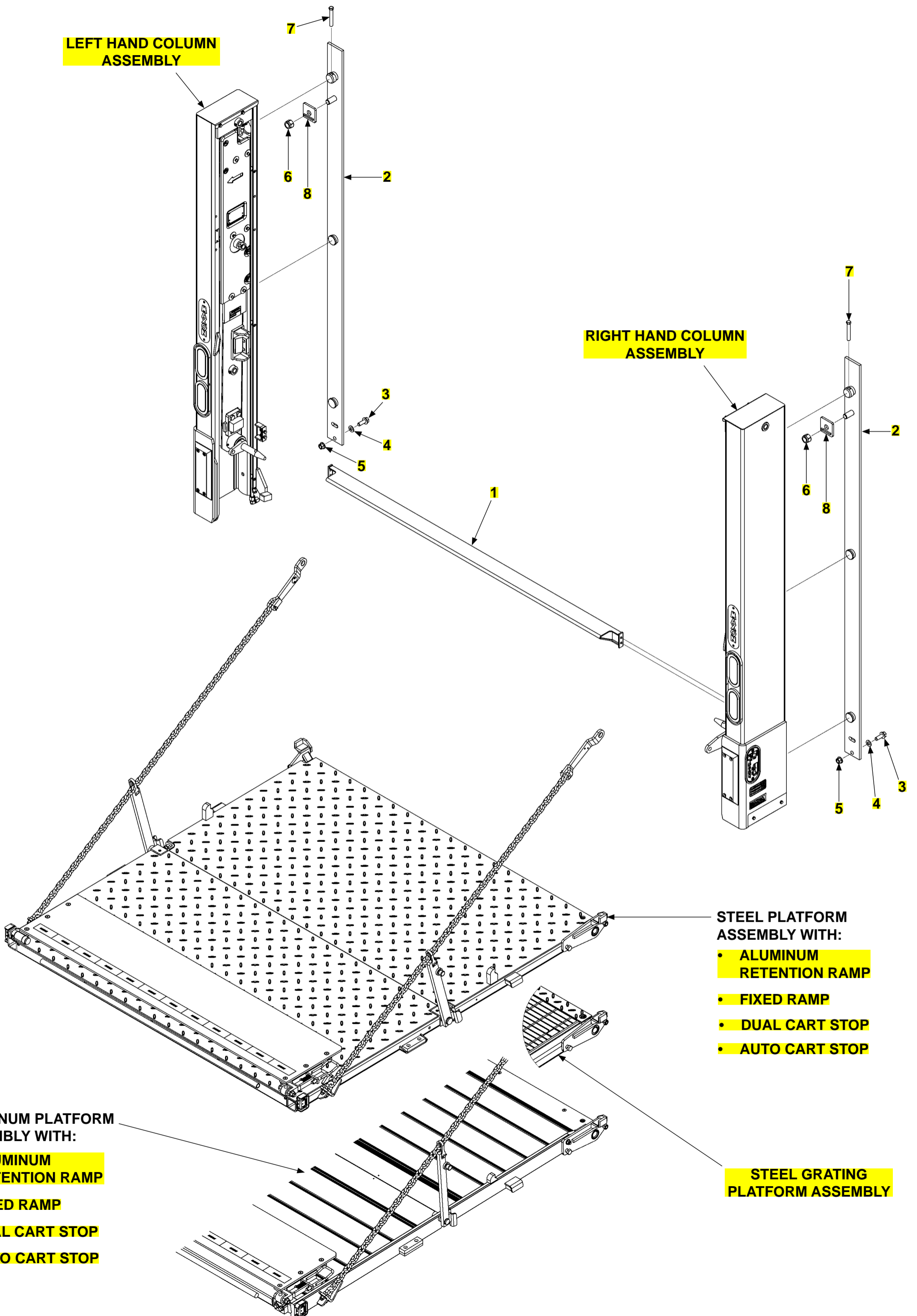


FINAL ASSEMBLY

LAST UPDATED
OCT 2018 to present

LEFT HAND COLUMN ASSEMBLY

RIGHT HAND COLUMN ASSEMBLY



STEEL PLATFORM ASSEMBLY WITH:

- **ALUMINUM RETENTION RAMP**
- **FIXED RAMP**
- **DUAL CART STOP**
- **AUTO CART STOP**

STEEL GRATING PLATFORM ASSEMBLY

ALUMINUM PLATFORM ASSEMBLY WITH:

- **ALUMINUM RETENTION RAMP**
- **FIXED RAMP**
- **DUAL CART STOP**
- **AUTO CART STOP**

FINAL ASSEMBLY

ITEM	QTY.	PART NO.	DESCRIPTION
1	1	288790-01G-800	EXT PL WLDMT, BMR, WELD-ON,ST,G
		288790-101-800	EXT PLT WLDMT, BMR, WELD-ON, SST
		288790-11G-800	EXT PLT WLDMT, BMRW, WELD-ON, ST, G
		288790-111-800	EXT PLT WLDMT, BMRW, WELD-ON, SST
		288790-121	EXT PLT WLDMT,BMR,BOLT-ON,SST
		288790-21-500	EXT PLT WLDMT, BMR, BOLT-ON, ST, PRIMER
		288790-21-150	EXT PLT WLDMT,BMR,BOLT-ON,ST,BLACK
		288790-131	EXT PLT WLDMT,BMRW,BOLT-ON,SST
		288790-31-500	EXT PLT WLDMT, BMRW, BOLT-ON, ST, PRIMER
		288790-31-150	EXT PLT WLDMT,BMRW,BOLT-ON,ST,BLACK
2	2	286290-11	UNIT MOUNTING PLATE WELDMENT, STAINLESS STEEL
		286290-21	UNIT MOUNTING PLATE WELDMENT, STEEL, PRIMER
		286290-31	PLATE, WLDMT, UNIT MOUNT, BLACK
3	2	901615-03	HEX FLANGE BOLT, 5/8"-11 X 1-3/4" LG.
4	2	902013-15	FLAT WASHER, 5/8"
5	2	901023-04	FLANGE LOCK NUT, 5/8"-11
6	2	903159-01	NYLON STOP NUT, 1"-8
7	2	905381-01	HEX CAP SCREW, FULL THREAD, 5/8"-11 X 4" LG.
8	2	211684-01G	GUSSET WLDMT, GALV, FOR BMR BOLT-ON KIT

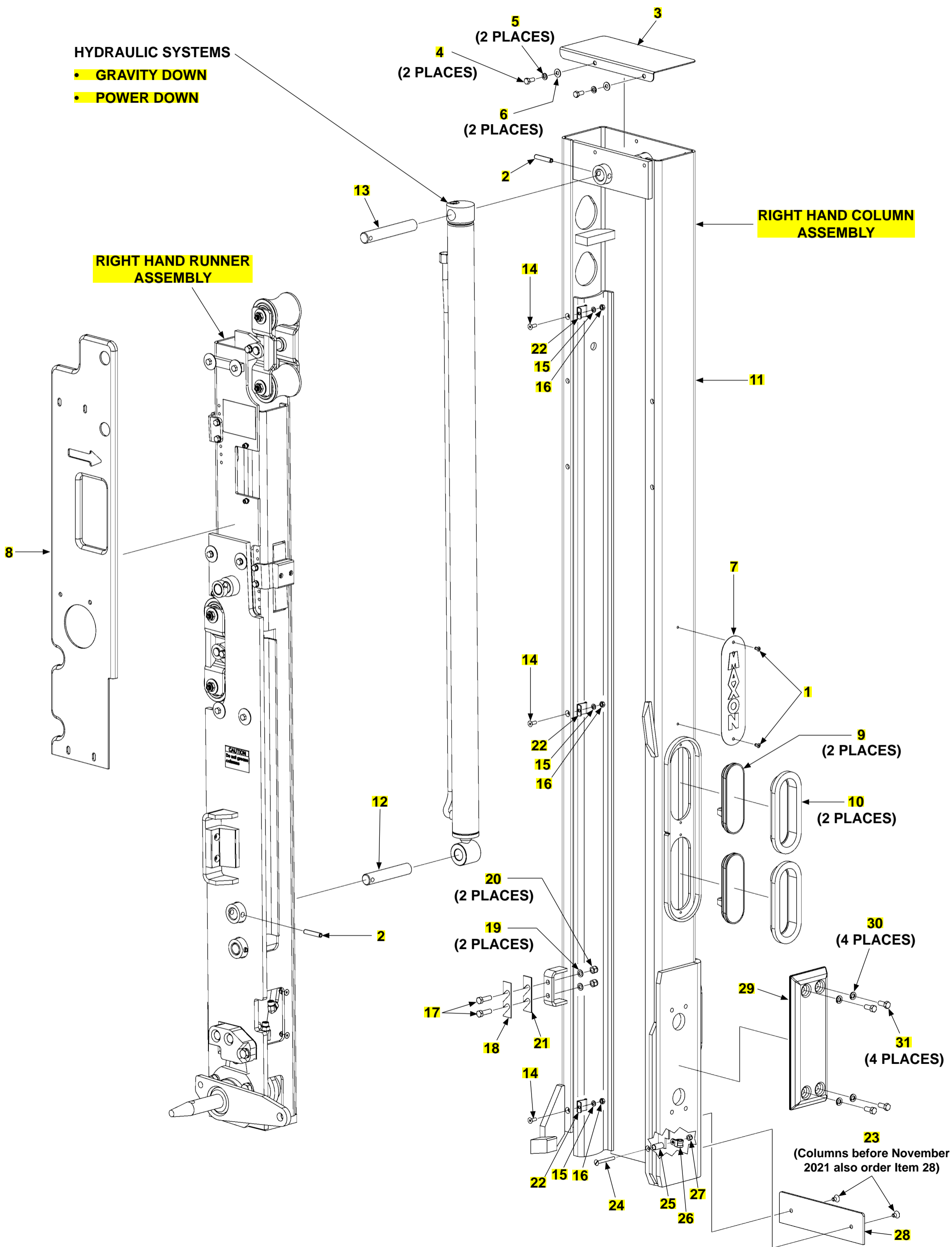
RIGHT HAND COLUMN ASSEMBLY

LAST UPDATED
MAR 2017 to present

NOTE: Most hydraulic components not shown for clarity. Refer to **HYDRAULIC SYSTEMS** for hydraulic system parts.

HYDRAULIC SYSTEMS

- GRAVITY DOWN
- POWER DOWN



RIGHT HAND COLUMN ASSEMBLY

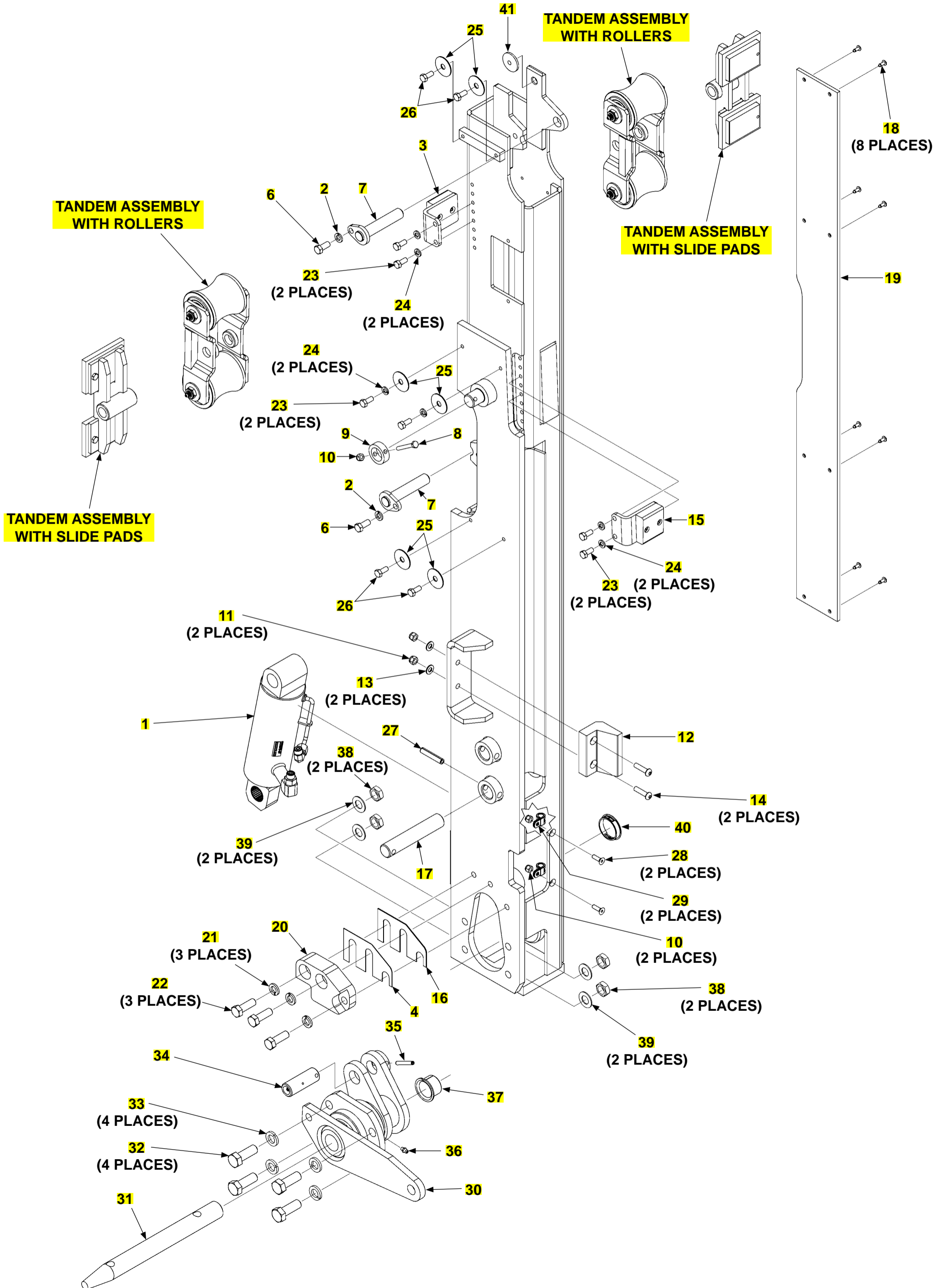
ITEM	QTY.	PART NO.	DESCRIPTION
REF	1	296320-01G	COL ASSY BMR44,RH,12V,GALVANIZED,G/D,WITH ROLLERS
		296320-11G	COL ASSY BMR44,RH,12V,GALVANIZED,P/D,WITH ROLLERS
		296320-02G	COL ASSY BMR66,RH,12V,GALVANIZED,G/D,WITH ROLLERS
		296320-12G	COL ASSY BMR66,RH,12V,GALVANIZED,P/D,WITH ROLLERS
		296320-11G-100	COL ASSY BMR44,RH,12V,GALVANIZED,P/D,W/SLIDE PADS
		296320-12G-100	COL ASSY BMR66,RH,12V,GALVANIZED,P/D,W/SLIDE PADS
1	2	904005-2	RIVET,BLIND SSTL DOME.187X.565
2	2	904717-06	ROLL PIN, 3/8" X 2" LG.
3	1	295744-12	COVER, COLUMN TOP (GALVANIZED)
4	2	901602-04	BOLT, HEX, 5/16"-18 X 3/4" LG.
5	2	902019-4	LOCK WASHER, 9/16" O.D. X 5/16" I.D.
6	2	903409-02	FENDER WASHER, 3/4" O.D. X 5/16" I.D.
7	1	260478	MAXON VERTICAL PLATE, 3" X 10-1/8" LG.
8	1	286327-01	COLUMN COVER, RH
9	2	285371-02	LED LIGHT, OVAL, RED
10	2	261687-01	GROMMET
11	1	286241-301G	COLUMN WLDMT, RH, TIMER, GALV
12	1	268068-05	PIN, STAINLESS STEEL, 1" O.D. X 5-3/8" LG.
13	1	268068-06	PIN, STAINLESS STEEL, 1" O.D. X 5-7/8" LG.
14	3	900711-03	CAP SCREW, FLAT HEAD, 1/4"-20 x 3/4" LG.
15	3	902019-3	LOCK WASHER, 1/2" O.D. X 1/4" I.D.
16	3	903107-03	HEX NUT, 1/4"-20
17	2	900014-5	HEX CAP SCREW, 3/8"-16 X 1-1/4" LG.
18	1	288799-01	SPACER, 1/16" THICK
19	2	903447-02	FLAT WASHER, 3/8" O.D. X 1/16" THICK
20	2	903134-01	NYLON NUT, INSRT STOP 3/8"-16
21	1	288799-02	SPACER, 1/32" THICK
22	3	286276-01	CLAMP
23	2	900712-03	SCREW, SOC FL .312-18X.5 SS
24	1	260299	SLOTTED SCREW, FLAT, 1/4"-20 X 2-1/2" LG.
25	1	298101-01	NYLON TUBE BUSHING DIA .63 O.D., DIA .38 X 1.44 LG
26	1	224006	RUBBER LOOM CLAMP, #6
27	1	901000	NYLON NUT, 1/4"-20
28	1	211688-01	BOTTOM COVER, BMR
29	1	297131-01	BMR LOADING DOCK BUMPER
30	4	902019-5	LOCK WASHER, 11/16" O.D. X 3/8"
31	4	900764-05	SCREW, HEX CAP .38-16X.88, SS

RIGHT HAND RUNNER ASSEMBLY

LAST UPDATED
OCT 2022 to present

COMPLETE ASSEMBLY:

RIGHT HAND RUNNER ASSEMBLY



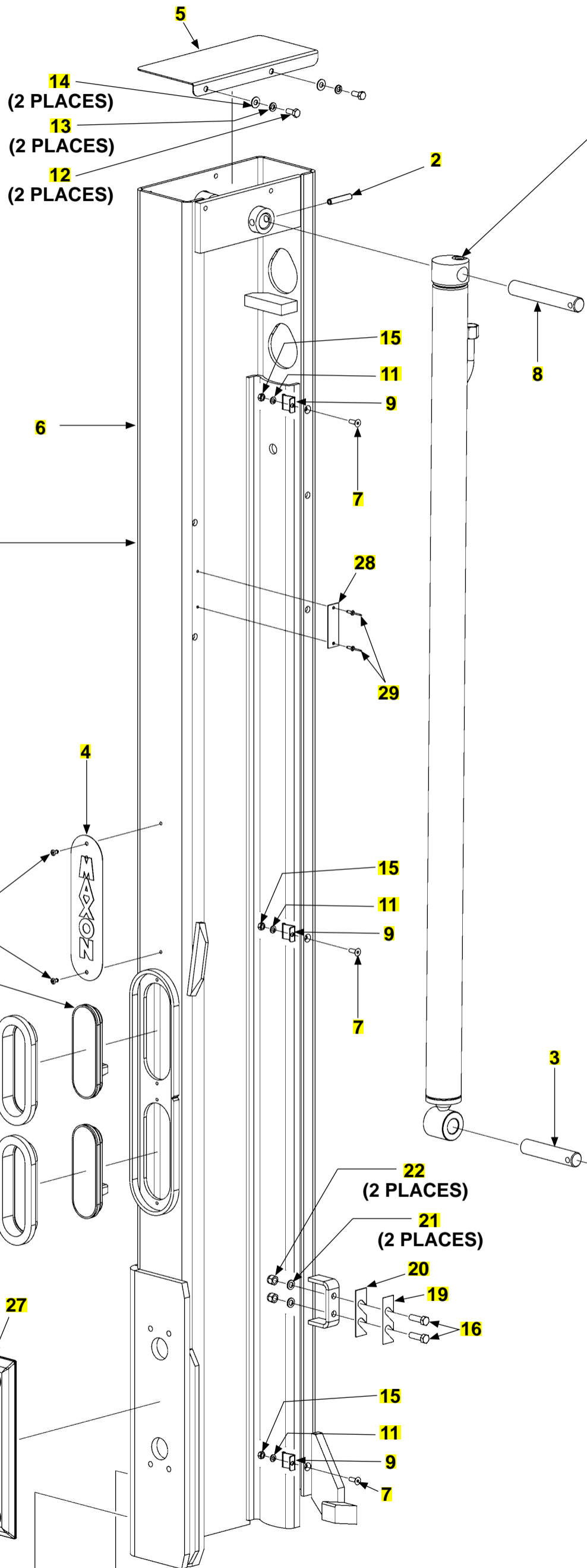
RIGHT HAND RUNNER ASSEMBLY

ITEM	QTY.	PART NO.	DESCRIPTION
REF	1	286325-01G	RH RUNNER ASSEMBLY WITH ROLLERS (GALVANIZED)
		286325-01G-100	RH RUNNER ASSEMBLY WITH SLIDE PAD (GALVANIZED)
1	1	212871-01	CYL ASSY D/ACT,2.75BX5.25 STRX1.13R
2	2	902011-4	LOCK WASHER, 3/8"
3	1	287433-02	UPPER PAD ASSEMBLY, RH RUNNER
4	1	286759-02	SPACER, 1/32" THICK
6	2	900764-05	HEX HEAD CAP SCREW, 3/8"-16 X 7/8" LG.
7	2	280067	ARM WELDMENT
8	1	900004-8	CAP SCREW, 1/4"-20 X 2" LG.
9	1	269227-01	PIN COLLAR
10	3	903137-01	NYLON LOCK NUT, 1/4"-20
11	2	903106-10	NYLON LOCK NUT, 5/16"-18
12	1	288940-01	BUMPER, PLATFORM STOP
13	2	902013-10	FLAT WASHER, 5/16"
14	2	900001-4	BUTTON HEAD SCREW, 5/16"-18 X 1-1/4" LG.
15	1	287434-02	LOWER PAD SUPPORT ASSEMBLY
16	1	286759-01	SPACER, 1/16" THICK
17	1	268068-05	PIN, 1" O.D. X 5-3/8" LG.
18	8	904005-2	POP RIVET, 3/16" X 9/16" LG.
19	1	253543	PAD
20	1	286226-02	HOLDER, RUNNER RH, CASTING, BLACK
21	3	902011-6	LOCK WASHER, 1/2" X 1/8"
22	3	900035-3	CAP SCREW, HEX HEAD 1/2"-13 X 1-1/2" LG.
23	6	901602-04	HEX BOLT, 5/16"-18 X 3/4" LG.
24	6	902019-4	LOCK WASHER, 9/16" X 5/16"
25	6	902008	FENDER WASHER, 1-1/2" X 13/32" X 1/16"
26	4	901602-05	BOLT, HEX .313-18X.88,18-8 SS
27	1	904717-06	ROLL PIN, 3/8" X 2" LG.
28	2	900711-04	SOCKET SCREW, FLUSH 1/4"-20 X 7/8" LG.
29	2	224006	CLAMP, RUBBER LOOM, #6
30	1	286315-01	PLATFORM FOLDING ARMATURE
31	1	280103	PIN, 13" LG.
32	4	900055-03	HEX HEAD SCREW, 5/8"-11 X 1-3/4" LG.
33	4	902011-8	LOCK WASHER, 5/8" X 3/16" THICK
34	1	212878-01	PIN, SST 1IN DIA. ASSY W/ GREASE FITTING
35	1	905033-4	ROLL PIN, 1/4" O.D. X 1-3/4" LG.
36	1	224342	GREASE FITTING
37	1	908007-06	BEARING, FLNGD 1.25SHFT,.75LG
38	4	030331	JAM NUT, 5/8"-11
39	4	902000-18	FLAT WASHER, 5/8" X 1/16" THICK
40	1	908081-09	PLUG, NYLON
41	1	295962-01	END CAP, CAM FOLLOWER ROLLER

LEFT HAND COLUMN ASSEMBLY

LAST UPDATED
MAR 2017 to present

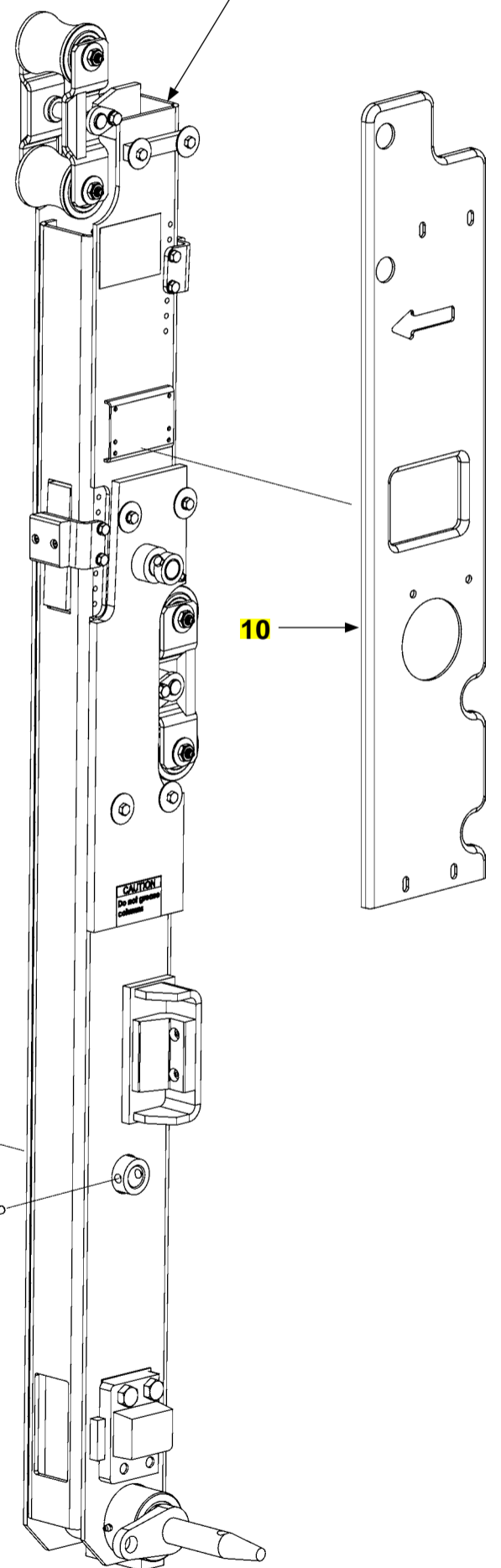
NOTE: Most hydraulic components not shown for clarity. Refer to **HYDRAULIC SYSTEMS** for hydraulic system parts.



HYDRAULIC SYSTEMS

- GRAVITY DOWN
- POWER DOWN

LEFT HAND RUNNER ASSEMBLY



LEFT HAND COLUMN ASSEMBLY

24
(Columns before
November 2021
also order Item 25)

25

LEFT HAND COLUMN ASSEMBLY

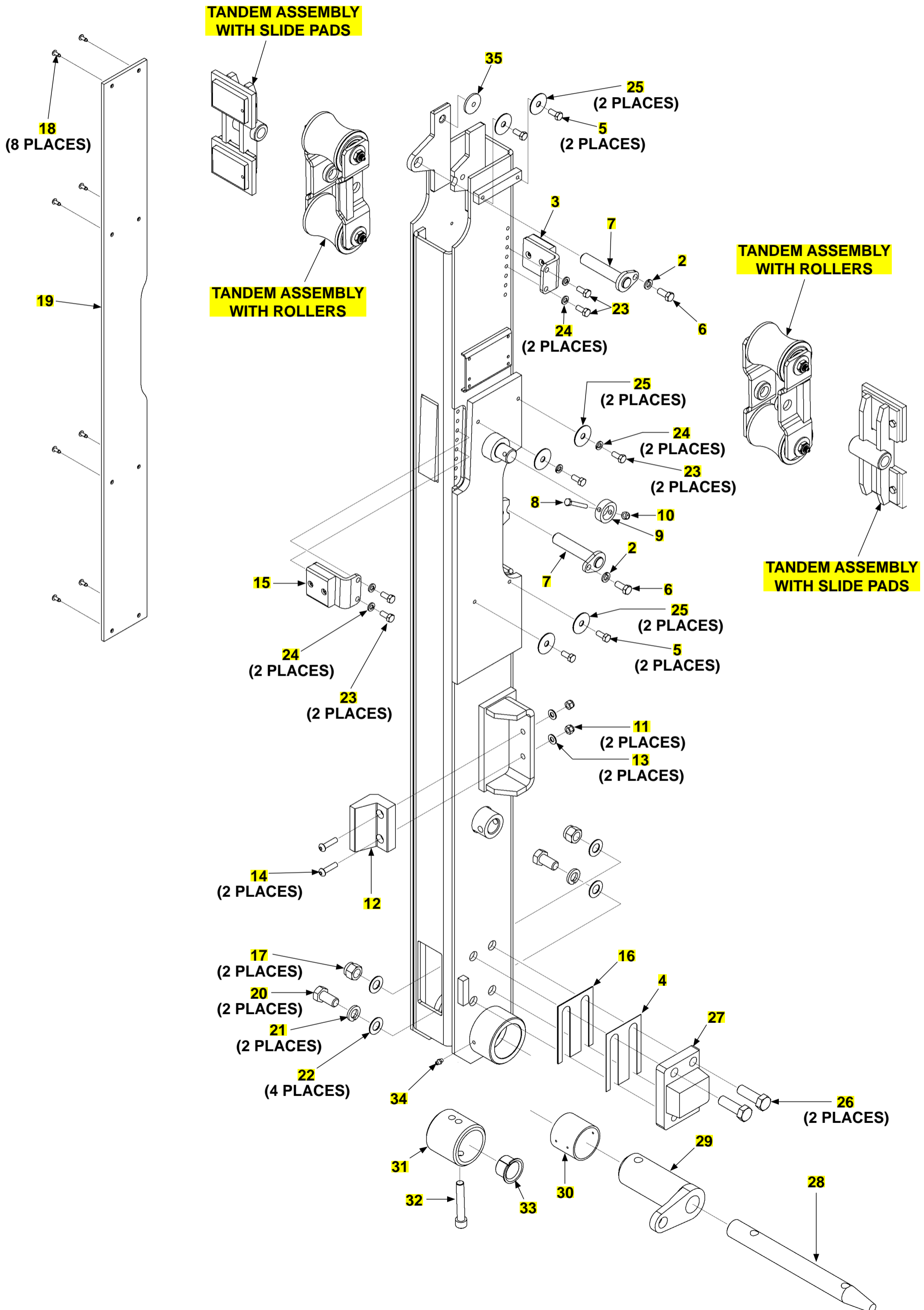
ITEM	QTY.	PART NO.	DESCRIPTION
REF	1	286215-01G	COL ASSY BMR44,LH,12V,GALVANIZED, WITH ROLLERS
		286215-02G	COL ASSY BMR66,LH,12V,GALVANIZED, WITH ROLLERS
		286215-01G-100	COL ASSY BMR44,LH,12V,GALVANIZED, W/SLIDE PADS
		286215-02G-100	COL ASSY BMR66,LH,12V,GALVANIZED, W/SLIDE PADS
1	2	904005-2	RIVET,BLIND SSTL DOME.187X.565
2	2	904717-06	ROLL PIN, 3/8" X 2" LG.
3	1	268068-07	PIN, STAINLESS STEEL, 1" O.D. X 4-5/16" LG.
4	1	260478	MAXON VERTICAL PLATE, 3" X 10-1/8" LG.
5	1	295744-11	COLUMN COVER, TOP (GALVANIZED)
6	1	286221-01G	COLUMN WELDMENT, LH (GALVANIZED)
7	3	900711-03	SOCKET SCREW, FLUSH, 1/4"-20 X 3/4" LG.
8	1	268068-06	PIN, STAINLESS STEEL, 1" O.D. X 5-7/8" LG.
9	3	286276-01	CLAMP
10	1	286326-01	COLUMN COVER, LH
11	3	902019-3	LOCK WASHER, 1/2" O.D. X 1/4" I.D.
12	2	901602-04	HEX BOLT, 5/16"-18 X 3/4" LG.
13	2	902019-4	LOCK WASHER, 9/16" O.D. X 5/16" I.D.
14	2	903409-02	FENDER WASHER, 3/4" O.D. X 5/16" I.D.
15	3	903107-03	HEX NUT, 1/4"-20
16	2	900014-5	HEX HEAD CAP SCREW, 3/8"-16 X 1-1/4" LG.
17	2	285371-02	LAMP, LED S/T&T, OVAL,TRK-LITE
18	2	261687-01	GROMMET
19	1	288799-02	SPACER, 1/32" THICK
20	1	288799-01	SPACER, 1/16" THICK
21	2	903447-02	FLAT WASHER, 3/8" O.D. X 1/16" THICK
22	2	903134-01	NYLON LOCK NUT, 3/8"-16
23	4	902019-5	LOCK WASHER, 11/16" O.D. X 3/8" I.D.
24	2	900712-03	SCREW, SOC FL .312-18X.5 SS
25	1	211688-01	BOTTOM COVER, BMR
26	4	900764-05	SCREW, HEX CAP .38-16X.88, SS
27	1	297131-01	BMR LOADING DOCK BUMPER
28	1	212872-01	FLAT, YELLOW REFLECTIVE MARKER
29	2	903721-03	RIVET, BL/DM, SS Ø.16X.19-.25

LEFT HAND RUNNER ASSEMBLY

LAST UPDATED
OCT 2016 to present

COMPLETE ASSEMBLY:

LEFT HAND RUNNER ASSEMBLY



LEFT HAND RUNNER ASSEMBLY

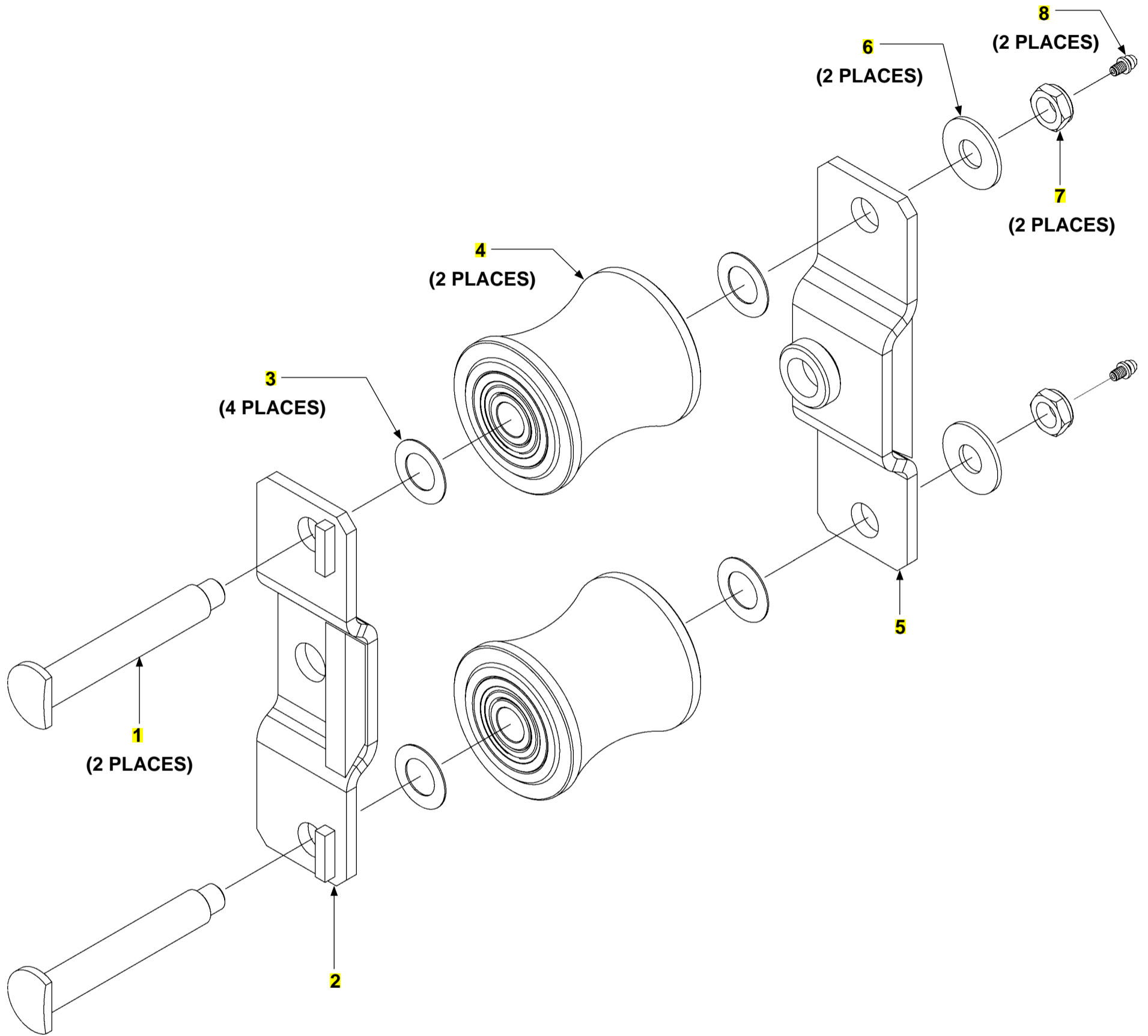
ITEM	QTY.	PART NO.	DESCRIPTION
REF	1	286235-01G	LH RUNNER ASSEMBLY WITH ROLLERS (GALVANIZED)
		286235-01G-100	LH RUNNER ASSEMBLY WITH SLIDE PADS (GALVANIZED)
2	2	902011-4	LOCK WASHER, 3/8"
3	1	287433-01	UPPER PAD ASSEMBLY, LH RUNNER
4	1	288798-02	SPACER, 1/32" THICK
5	4	901602-05	BOLT, HEX .313-18X.88,18-8 SS
6	2	900764-05	HEX HEAD CAP SCREW, 3/8"-16 X 7/8" LG.
7	2	280067	ARM WELDMENT
8	1	900004-8	CAP SCREW, 1/4"-20 X 2" LG.
9	1	269227-01	PIN COLLAR
10	1	903137-01	NYLON LOCK NUT, 1/4"-20
11	2	903106-10	NYLON LOCK NUT, 5/16"-18
12	1	288940-01	BUMPER, PLATFORM STOP
13	2	902013-10	FLAT WASHER, 5/16"
14	2	900001-4	BUTTON HEAD SCREW, 5/16"-18 X 1-1/4" LG.
15	1	287434-01	LOWER PAD ASSEMBLY, LH RUNNER
16	1	288798-01	SPACER, 1/16" THICK
17	2	040156	LOCK NUT, 5/8"-11
18	8	904005-2	POP RIVET, 3/16" X 9/16" LG.
19	1	253543	PAD
20	2	900055-1	HEX HEAD SCREW, 5/8"-11 X 1-1/4" LG.
21	2	902019-9	LOCK WASHER, 1-1/16" O.D. X 5/8 I.D.
22	4	902000-18	FLAT WASHER, 5/8" X 1/16" THICK
23	6	901602-04	HEX BOLT, 5/16"-18 X 3/4" LG. X 2" LG.
24	6	902019-4	LOCK WASHER, 9/16" X 5/16"
25	6	902008	FENDER WASHER, 1-1/2" X 13/32" X 1/16"
26	2	900055-04	HEX HEAD SCREW, 5/8"-11
27	1	288795-01G	BLOCK WLDMT, RUNNER LH, GALV
28	1	280103	PIN, 13" LG.
29	1	280623-01	LH COUPLING, MACHINED
30	1	908011-01	BEARING, 2-1/2" O.D. X 2-1/4" I.D. X 2-1/8" LG.
31	1	253696	PIN COLLAR, 2-5/16" I.D. X 2-3/4" LG.
32	1	900037-11	SCREW, SOC. HD 1/2-20X3 GR8 ZC
33	1	908007-06	BEARING, FLNGD 1.25SHFT,.75LG
34	1	224342	GREASE FITTING, 1/4", SELF DRILLING
35	1	295962-01	END CAP, CAM FOLLOWER ROLLER

TANDEM ASSEMBLY WITH ROLLERS

LAST UPDATED
OCT 2016 to present

COMPLETE ASSEMBLY:

TANDEM ASSEMBLY WITH ROLLERS



TANDEM ASSEMBLY WITH ROLLERS

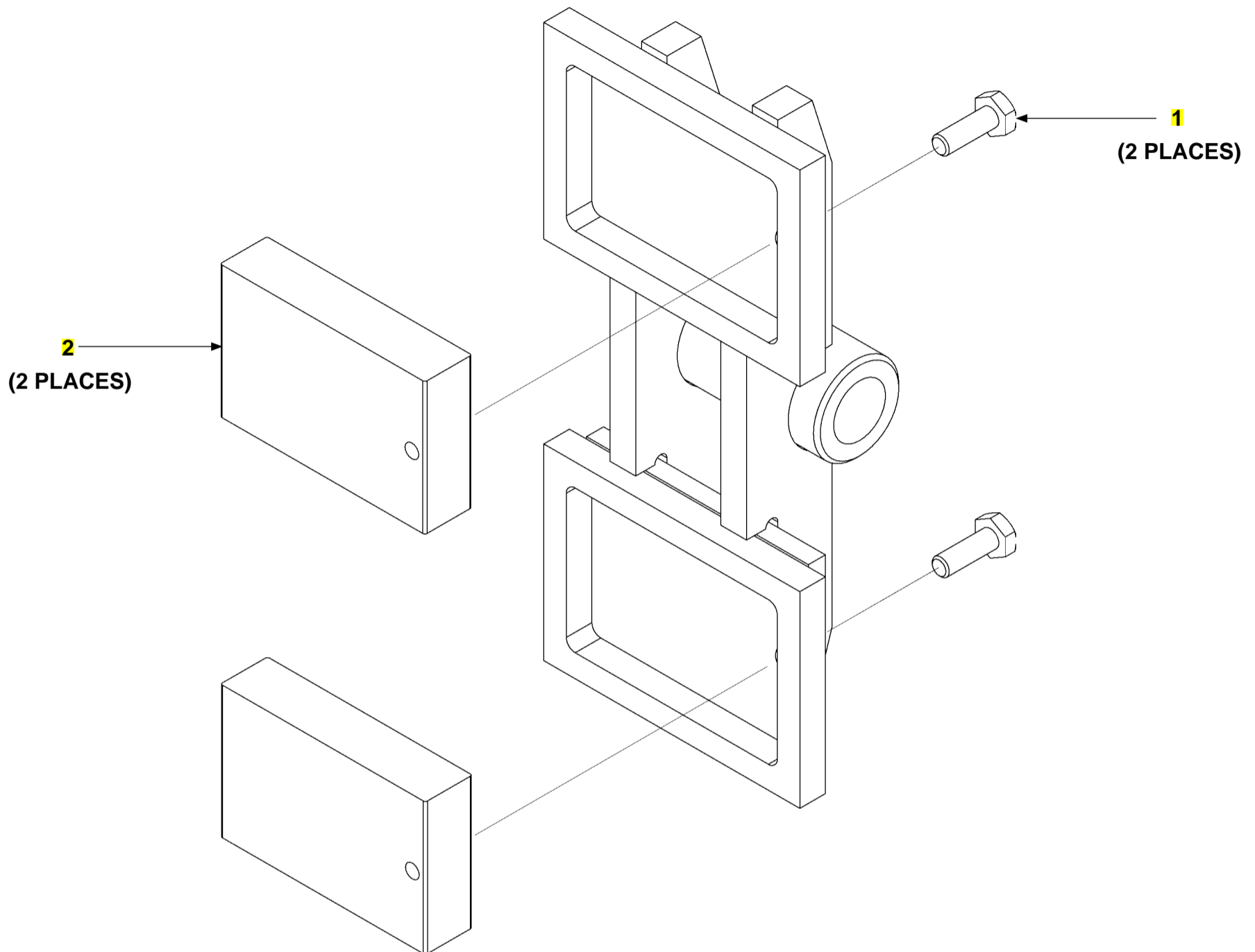
ITEM	QTY.	PART NO.	DESCRIPTION
REF	2	286234-01	TANDEM ASSEMBLY, BMRB
1	2	286289-01	ROLLER AXLE
2	1	288956-01	OUTER BRACKET
3	4	261182	FLAT WASHER, .72" I.D. X 1-1/4" O.D. STAINLESS STEEL
4	2	268899-03	ROLLER ASSY, TANDEM, ALUMINUM, BMR
5	1	286308-01	INNER BRACKET
6	2	902014	FLAT WASHER, 5/8" I.D. X 1-3/8" O.D.
7	2	901016-1	LOCK NUT, THIN HEAD, 1/2"-20
8	2	268264-02	GREASE FITTING, DRIVE-IN, 3/16"

TANDEM ASSEMBLY WITH SLIDE PADS

LAST UPDATED
OCT 2016 to present

COMPLETE ASSEMBLY:

TANDEM ASSEMBLY WITH SLIDE PADS



ITEM	QTY.	PART NO.	DESCRIPTION
REF	2	287655-01	TANDEM ASSEMBLY WITH SLIDE PADS
1	2	900004-2	CAP SCREW, 1/4" -20 X 3/4" LG, GRADE 8
2	2	298308-01	SLIDE PAD, FLAT

PLATFORM, FLIPOVER, AND CHAIN ASSEMBLY WITH ALUMINUM RETENTION RAMP (STEEL)

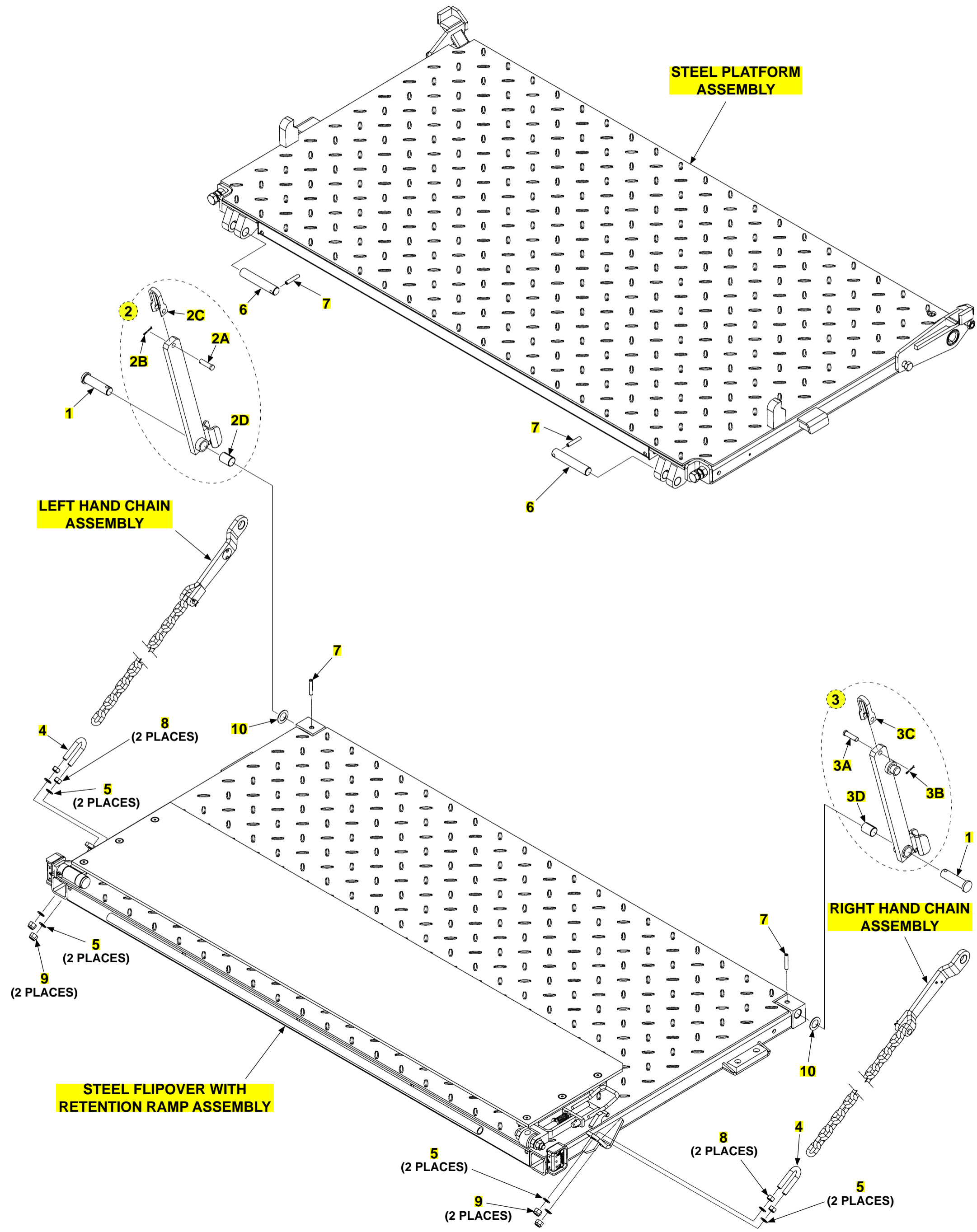
LAST UPDATED
OCT 2018 to present

CAUTION

MAXON recommends replacing Left Hand & Right Hand platform support chains as a set. Possible harm to users or bystanders and/or equipment damage could result if chains are only replaced one at a time.

COMPLETE ASSEMBLY:

PLATFORM, FLIPOVER, AND CHAIN ASSEMBLY WITH ALUMINUM RETENTION RAMP (STEEL)



**PLATFORM, FLIPOVER, AND CHAIN ASSEMBLY WITH ALUMINUM RETENTION RAMP
(STEEL)**

ITEM	QTY.	PART NO.	DESCRIPTION
REF	1	298190-601G	P/F,F/O ASSY, ST80X30+30+16ARR,GALV,BMR
		298190-602G	P/F,F/O ASSY, ST80X36+36+16ARR,GALV,BMR
		298190-603G	P/F,F/O ASSY, ST80X42+42+16ARR,GALV,BMR
		298190-604G	P/F,F/O ASSY, ST80X36+24+16ARR,GALV,BMR
		298190-605G	P/F,F/O ASSY, ST80X42+30+16ARR,GALV,BMR
		298190-611G	P/F,F/O ASSY, ST85X30+30+16ARR,GALV,BMR
		298190-612G	P/F,F/O ASSY, ST85X36+36+16ARR,GALV,BMR
		298190-613G	P/F,F/O ASSY, ST85X42+42+16ARR,GALV,BMR
		298190-614G	P/F,F/O ASSY, ST85X36+24+16ARR,GALV,BMR
		298190-615G	P/F,F/O ASSY, ST85X42+30+16ARR,GALV,BMR
1	2	253528	PIN
2	1	298172-01	OPENER ASSY BMR,30+30 P/F,LH
		298172-03	OPENER ASSY BMR,36+36 P/F,LH
		298172-05	OPENER ASSY BMR,42+42 P/F,LH
		298172-07	OPENER ASSY BMR,36+24 P/F,LH
		298172-09	OPENER ASSY BMR,42+30 P/F,LH
2A	1	905136-02	CLEVIS PIN, 1/2" X 1-3/4" LG, GRADE 8
2B	1	030805	COTTER PIN, 1/8" X 1" LG.
2C	1	280644-01	ANCHOR SHACKLE
2D	1	260916-02	BEARING SELF LUBE 1DIAX1.50IN
3	1	298172-02	OPENER ASSY BMR,30+30 P/F,RH
		298172-04	OPENER ASSY BMR,36+36 P/F,RH
		298172-06	OPENER ASSY BMR,42+42 P/F,RH
		298172-08	OPENER ASSY BMR,36+24 P/F,RH
		298172-10	OPENER ASSY BMR,42+30 P/F,RH
3A	1	905136-02	CLEVIS PIN, 1/2" X 1-3/4" LG, GRADE 8
3B	1	030805	COTTER PIN, 1/8" X 1" LG.
3C	1	280644-01	ANCHOR SHACKLE
3D	1	260916-02	BEARING SELF LUBE 1DIAX1.50IN
4	2	282854-01	U-BOLT
5	8	902000-14	FLAT WASHER, 1/2" X 7/16"
6	2	268068-03	PIN, STAINLESS STEEL 5-1/2" LG.
7	4	904717-06	PIN, ROLL .38 X 2 ZINC
8	4	901011-9	NUT, 1/2"-13
9	4	901010	NYLON LOCK NUT, 1/2"-13
10	2	902000-25	WASHER, FLAT

PLATFORM, FLIPOVER, AND CHAIN ASSEMBLY, STEEL GRATING WITH ALUMINUM RETENTION RAMP

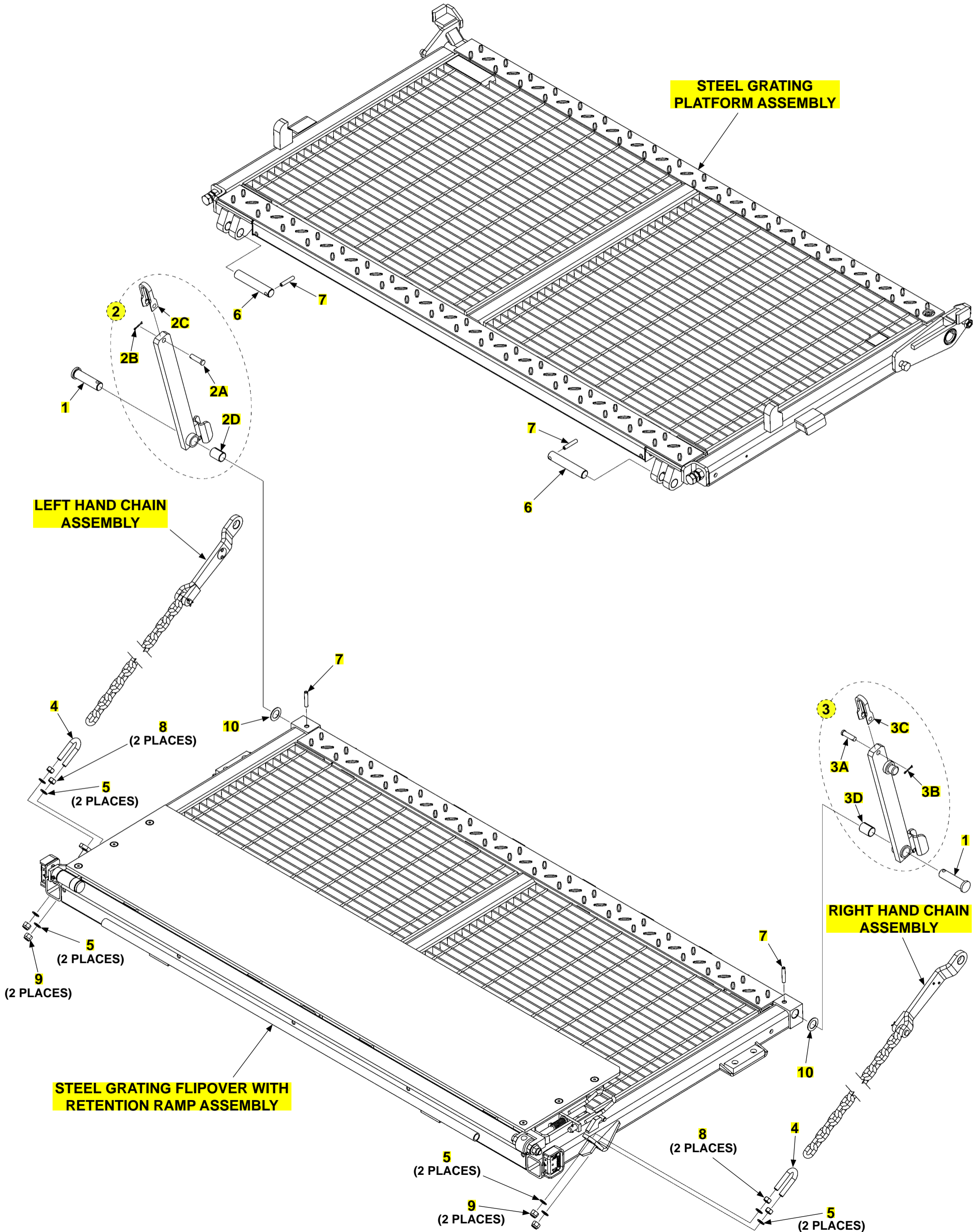
⚠ CAUTION

MAXON recommends replacing Left Hand & Right Hand platform support chains as a set. Possible harm to users or bystanders and/or equipment damage could result if chains are only replaced one at a time.

LAST UPDATED
OCT 2018 to present

COMPLETE ASSEMBLY:

PLATFORM, FLIPOVER, AND CHAIN ASSEMBLY, STEEL GRATING WITH ALUMINUM RETENTION RAMP



PLATFORM, FLIPOVER, AND CHAIN ASSEMBLY, STEEL GRATING WITH ALUMINUM RETENTION RAMP

ITEM	QTY.	PART NO.	DESCRIPTION
REF	1	298810-601G	P/F,F/O ASSY, GR-ST80X30+30+16ARR,GALV,BMR
		298810-602G	P/F,F/O ASSY, GR-ST80X36+36+16ARR,GALV,BMR
		298810-603G	P/F,F/O ASSY, GR-ST80X42+42+16ARR,GALV,BMR
		298810-604G	P/F,F/O ASSY, GR-ST80X36+24+16ARR,GALV,BMR
		298810-605G	P/F,F/O ASSY, GR-ST80X42+30+16ARR,GALV,BMR
		298810-611G	P/F,F/O ASSY, GR-ST85X30+30+16ARR,GALV,BMR
		298810-612G	P/F,F/O ASSY, GR-ST85X36+36+16ARR,GALV,BMR
		298810-613G	P/F,F/O ASSY, GR-ST85X42+42+16ARR,GALV,BMR
		298810-614G	P/F,F/O ASSY, GR-ST85X36+24+16ARR,GALV,BMR
		298810-615G	P/F,F/O ASSY, GR-ST85X42+30+16ARR,GALV,BMR
1	2	253528	PIN
2	1	298172-01	OPENER ASSY BMR,30+30 P/F,LH
		298172-03	OPENER ASSY BMR,36+36 P/F,LH
		298172-05	OPENER ASSY BMR,42+42 P/F,LH
		298172-07	OPENER ASSY BMR,36+24 P/F,LH
		298172-09	OPENER ASSY BMR,42+30 P/F,LH
2A	1	905136-02	CLEVIS PIN, 1/2" X 1-3/4" LG, GRADE 8
2B	1	030805	COTTER PIN, 1/8" X 1" LG.
2C	1	280644-01	ANCHOR SHACKLE
2D	1	260916-02	BEARING SELF LUBE 1DIAX1.50IN
3	1	298172-02	OPENER ASSY BMR,30+30 P/F,RH
		298172-04	OPENER ASSY BMR,36+36 P/F,RH
		298172-06	OPENER ASSY BMR,42+42 P/F,RH
		298172-08	OPENER ASSY BMR,36+24 P/F,RH
		298172-10	OPENER ASSY BMR,42+30 P/F,RH
3A	1	905136-02	CLEVIS PIN, 1/2" X 1-3/4" LG, GRADE 8
3B	1	030805	COTTER PIN, 1/8" X 1" LG.
3C	1	280644-01	ANCHOR SHACKLE
3D	1	260916-02	BEARING SELF LUBE 1DIAX1.50IN
4	2	282854-01	U-BOLT
5	8	902000-14	FLAT WASHER, 1/2" X 7/16"
6	2	268068-03	PIN, STAINLESS STEEL 5-1/2" LG.
7	4	904717-06	PIN, ROLL .38 X 2 ZINC
8	4	901011-9	NUT, 1/2"-13
9	4	901010	NYLON LOCK NUT, 1/2"-13
10	2	902000-25	WASHER, FLAT

PLATFORM, FLIPOVER, AND CHAIN ASSEMBLY WITH FIXED RAMP (STEEL)

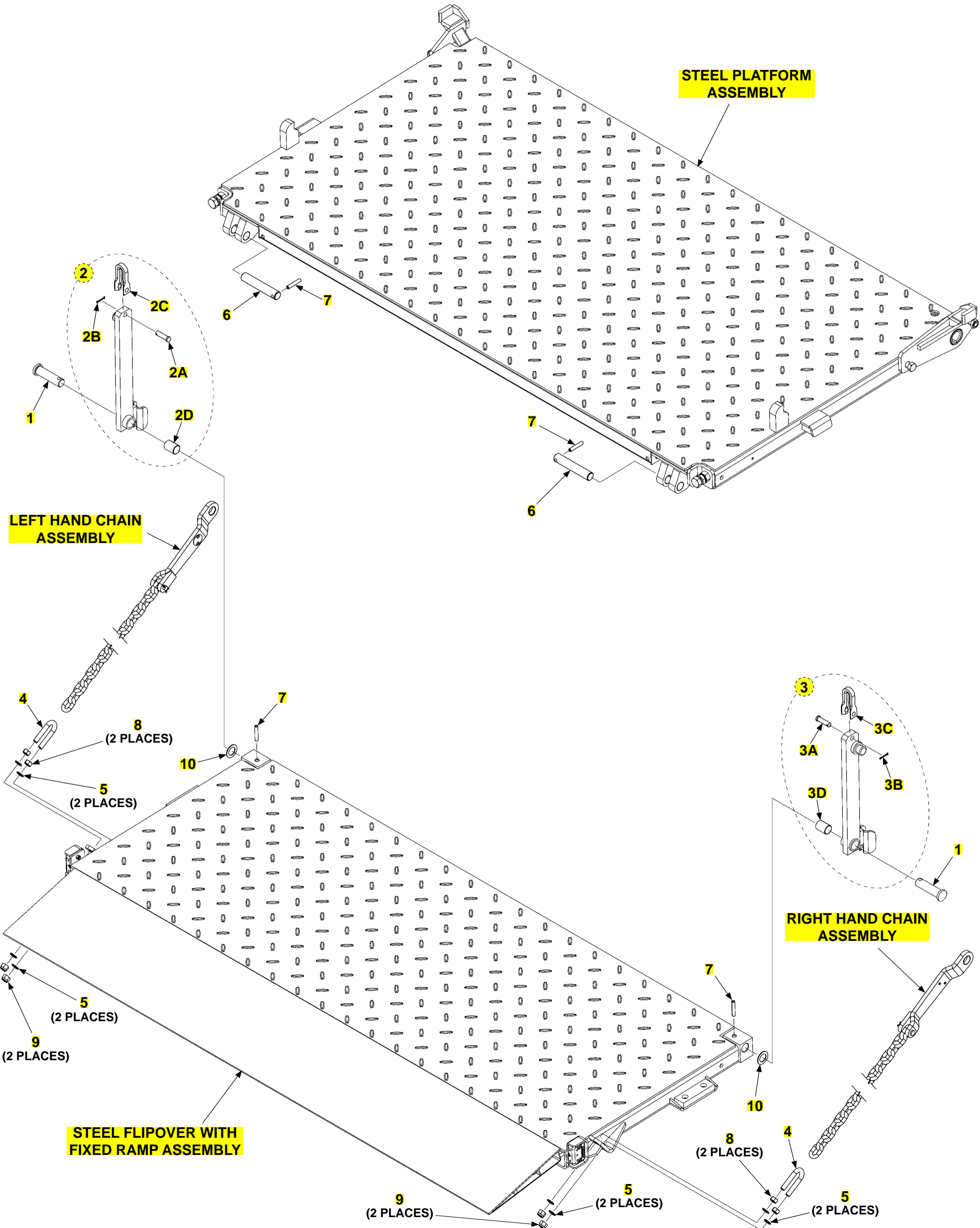
LAST UPDATED
OCT 2018 to present

CAUTION

MAXON recommends replacing Left Hand & Right Hand platform support chains as a set. Possible harm to users or bystanders and/or equipment damage could result if chains are only replaced one at a time.

COMPLETE ASSEMBLY:

PLATFORM, FLIPOVER, AND CHAIN ASSEMBLY WITH FIXED RAMP (STEEL)



**PLATFORM, FLIPOVER, AND CHAIN ASSEMBLY WITH FIXED RAMP
(STEEL)**

ITEM	QTY.	PART NO.	DESCRIPTION
REF	1	298830-606G	P/F,F/O ASSY, ST80X36+24+12FIX,GALV,BMR
		298830-607G	P/F,F/O ASSY, ST80X42+30+12FIX,GALV,BMR
		298830-616G	P/F,F/O ASSY, ST85X36+24+12FIX,GALV,BMR
		298830-617G	P/F,F/O ASSY, ST85X42+30+12FIX,GALV,BMR
1	2	253528	PIN
2	1	298172-07	OPENER ASSY BMR,36+24 P/F,LH
		298172-09	OPENER ASSY BMR,42+30 P/F,LH
2A	1	905136-02	CLEVIS PIN, 1/2" X 1-3/4" LG, GRADE 8
2B	1	030805	COTTER PIN, 1/8" X 1" LG.
2C	1	280644-01	ANCHOR SHACKLE
2D	1	260916-02	BEARING SELF LUBE 1DIAX1.50IN
3	1	298172-08	OPENER ASSY BMR,36+24 P/F,RH
		298172-10	OPENER ASSY BMR,42+30 P/F,RH
3A	1	905136-02	CLEVIS PIN, 1/2" X 1-3/4" LG, GRADE 8
3B	1	030805	COTTER PIN, 1/8" X 1" LG.
3C	1	280644-01	ANCHOR SHACKLE
3D	1	260916-02	BEARING SELF LUBE 1DIAX1.50IN
4	2	282854-01	U-BOLT
5	8	902000-14	FLAT WASHER, 1/2"
6	2	268068-03	PIN, STAINLESS STEEL 5-1/2" LG.
7	4	904717-06	PIN, ROLL .38 X 2 ZINC
8	4	901011-9	NUT, 1/2"
9	4	901010	NYLON LOCK NUT, 1/2"-13
10	2	902000-25	WASHER, FLAT

PLATFORM, FLIPOVER, AND CHAIN ASSEMBLY WITH CART STOP (STEEL)

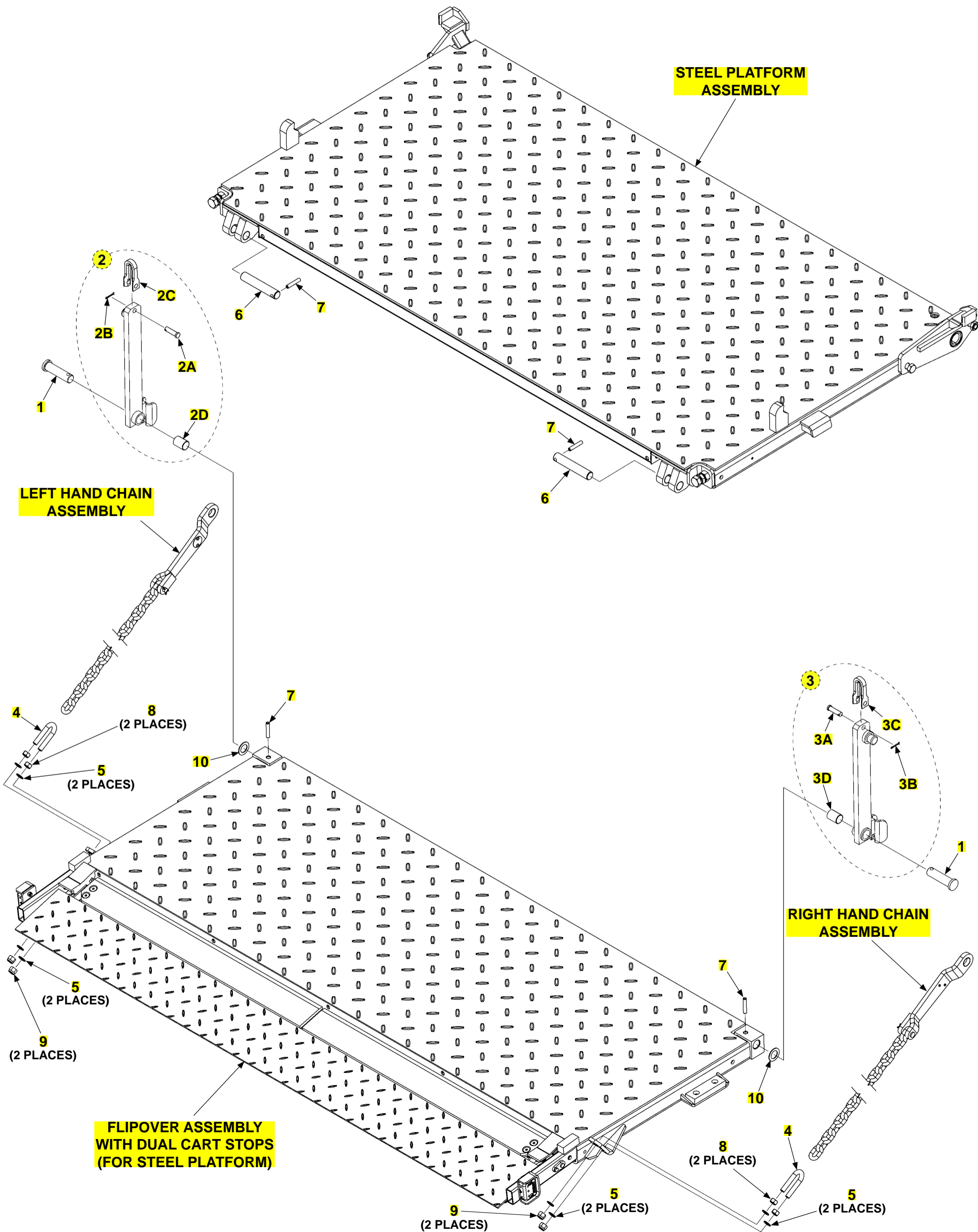
LAST UPDATED
OCT 2018 to present

⚠ CAUTION

MAXON recommends replacing Left Hand & Right Hand platform support chains as a set. Possible harm to users or bystanders and/or equipment damage could result if chains are only replaced one at a time.

COMPLETE ASSEMBLY:

PLATFORM, FLIPOVER, AND CHAIN ASSEMBLY WITH CART STOP (STEEL)



**PLATFORM, FLIPOVER, AND CHAIN ASSEMBLY WITH CART STOP
(STEEL)**

ITEM	QTY.	PART NO.	DESCRIPTION
REF	1	298880-6091G	P/F,F/O ASSY, ST80X36+24+12DCS,GALV,BMR
		298880-609G	P/F,F/O ASSY, ST80X42+30+12DCS,GALV,BMR
		298880-6191G	P/F,F/O ASSY, ST85X36+24+12DCS,GALV,BMR
		298880-619G	P/F,F/O ASSY, ST85X42+30+12DCS,GALV,BMR
1	2	253528	PIN
2	1	298172-07	OPENER ASSY BMR,36+24 P/F,LH
		298172-09	OPENER ASSY BMR,42+30 P/F,LH
2A	1	905136-02	CLEVIS PIN, 1/2" X 1-3/4" LG, GRADE 8
2B	1	030805	COTTER PIN, 1/8" X 1" LG.
2C	1	280644-01	ANCHOR SHACKLE
2D	1	260916-02	BEARING SELF LUBE 1DIAX1.50IN
3	1	298172-08	OPENER ASSY BMR,36+24 P/F,RH
		298172-10	OPENER ASSY BMR,42+30 P/F,RH
3A	1	905136-02	CLEVIS PIN, 1/2" X 1-3/4" LG, GRADE 8
3B	1	030805	COTTER PIN, 1/8" X 1" LG.
3C	1	280644-01	ANCHOR SHACKLE
3D	1	260916-02	BEARING SELF LUBE 1DIAX1.50IN
4	2	282854-01	U-BOLT
5	8	902000-14	FLAT WASHER, 1/2"
6	2	268068-03	PIN, STAINLESS STEEL 5-1/2" LG.
7	4	904717-06	PIN, ROLL .38 X 2 ZINC
8	4	901011-9	NUT, 1/2"
9	4	901010	NYLON LOCK NUT, 1/2"-13
10	2	902000-25	WASHER, FLAT

PLATFORM, FLIPOVER, AND CHAIN ASSEMBLY WITH AUTO CART STOP (STEEL)

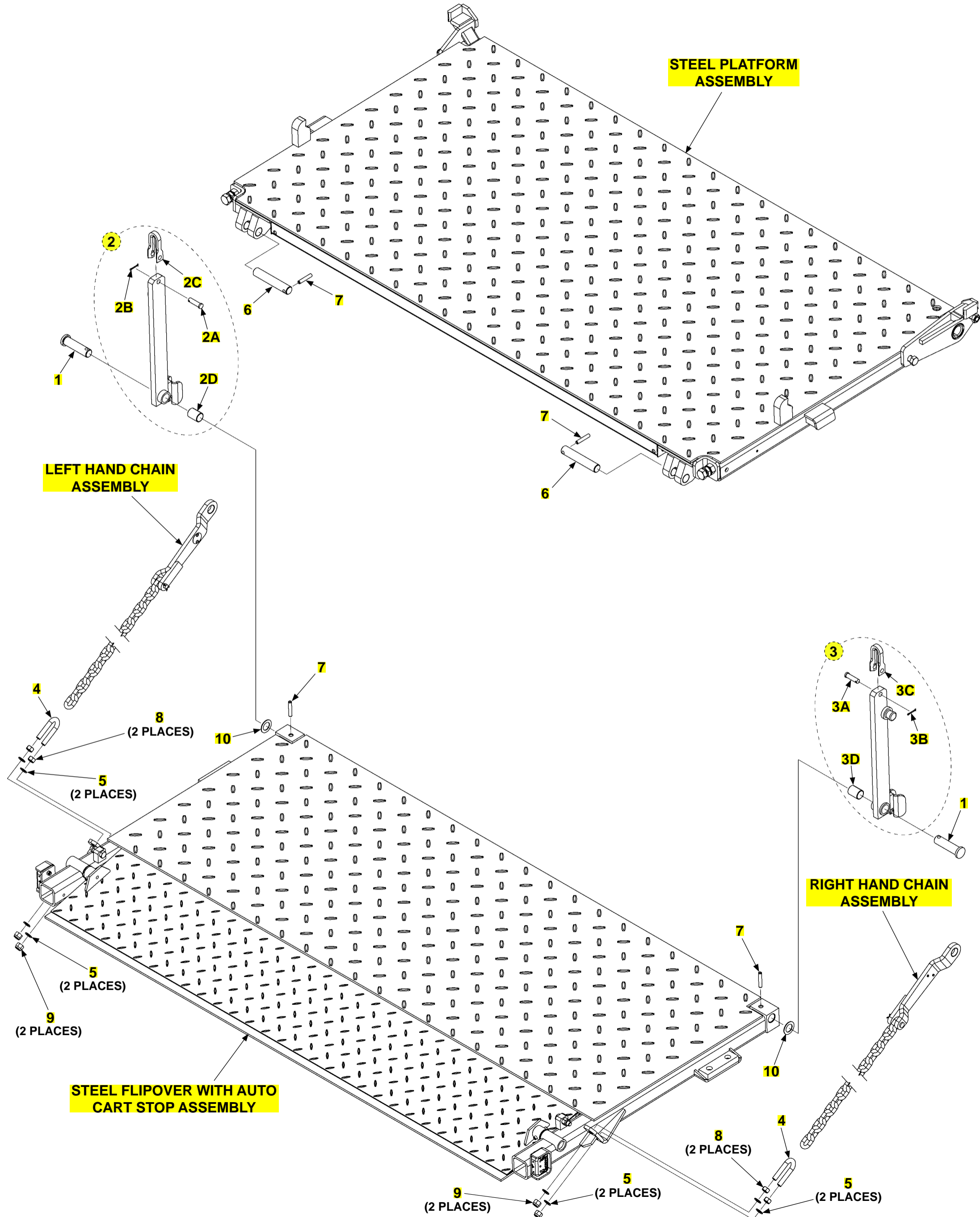
LAST UPDATED
OCT 2018 to present

⚠ CAUTION

MAXON recommends replacing Left Hand & Right Hand platform support chains as a set. Possible harm to users or bystanders and/or equipment damage could result if chains are only replaced one at a time.

COMPLETE ASSEMBLY:

PLATFORM, FLIPOVER, AND CHAIN ASSEMBLY WITH AUTO CART STOP (STEEL)



**PLATFORM, FLIPOVER, AND CHAIN ASSEMBLY WITH AUTO CART STOP
(STEEL)**

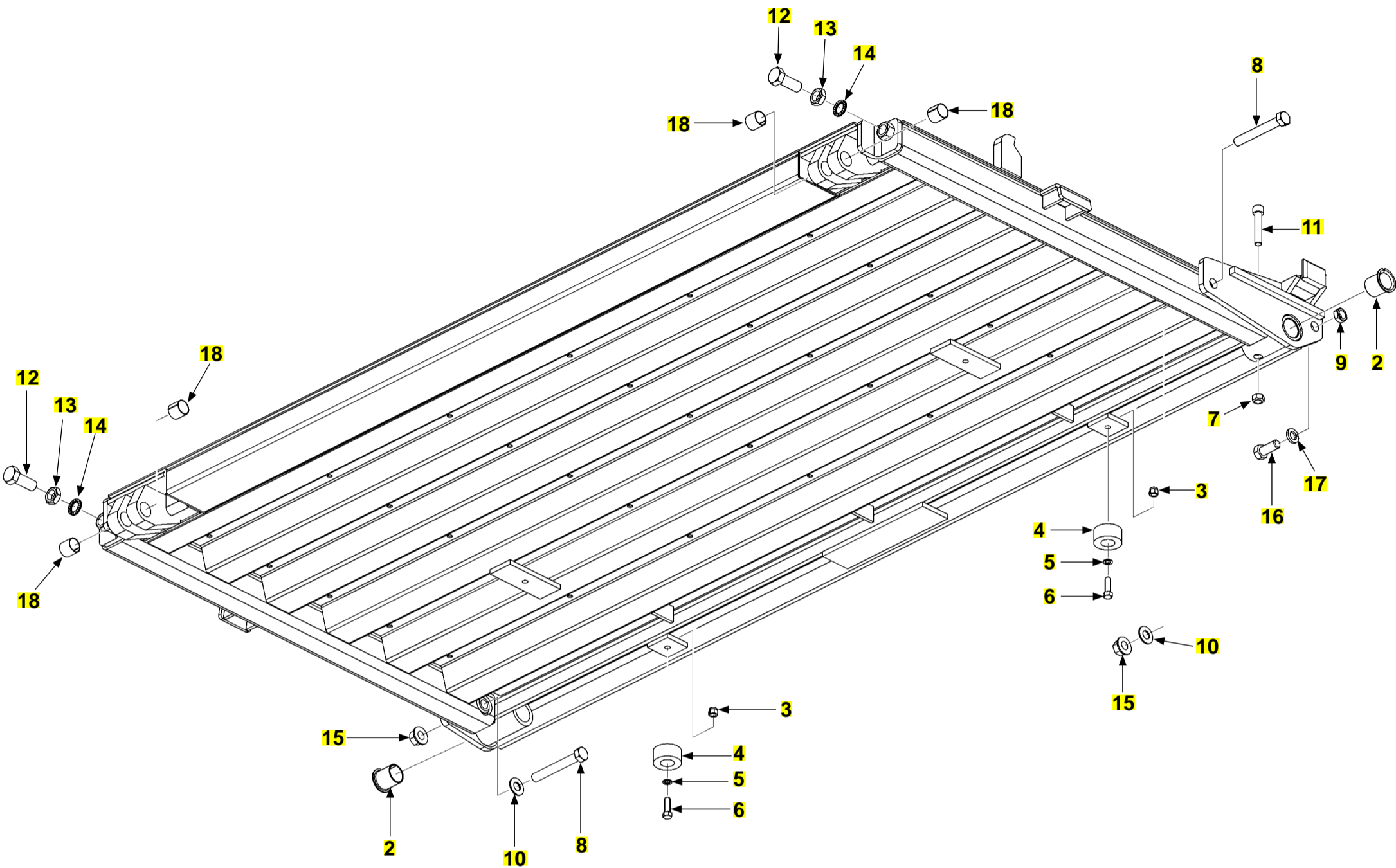
ITEM	QTY.	PART NO.	DESCRIPTION
REF	1	298850-607G	P/F,F/O ASSY, ST80X42+30+12ACS,GALV,BMR
		298850-617G	P/F,F/O ASSY, ST85X42+30+12ACS,GALV,BMR
1	2	253528	PIN
2	1	298172-05	OPENER ASSY BMR,42+42 P/F,LH
2A	1	905136-02	CLEVIS PIN, 1/2" X 1-3/4" LG, GRADE 8
2B	1	030805	COTTER PIN, 1/8" X 1" LG.
2C	1	280644-01	ANCHOR SHACKLE
2D	1	260916-02	BEARING SELF LUBE 1DIAX1.50IN
3	1	298172-06	OPENER ASSY BMR,42+42 P/F,RH
3A	1	905136-02	CLEVIS PIN, 1/2" X 1-3/4" LG, GRADE 8
3B	1	030805	COTTER PIN, 1/8" X 1" LG.
3C	1	280644-01	ANCHOR SHACKLE
3D	1	260916-02	BEARING SELF LUBE 1DIAX1.50IN
4	2	282854-01	U-BOLT
5	8	902000-14	FLAT WASHER, 1/2"
6	2	268068-03	PIN, STAINLESS STEEL 5-1/2" LG.
7	4	904717-06	PIN, ROLL .38 X 2 ZINC
8	4	901011-9	NUT, 1/2"
9	4	901010	NYLON LOCK NUT, 1/2"-13
10	2	902000-25	WASHER, FLAT

PLATFORM ASSEMBLY (STEEL)

LAST UPDATED
OCT 2016 to present

COMPLETE ASSEMBLY:

PLATFORM ASSEMBLY (STEEL)



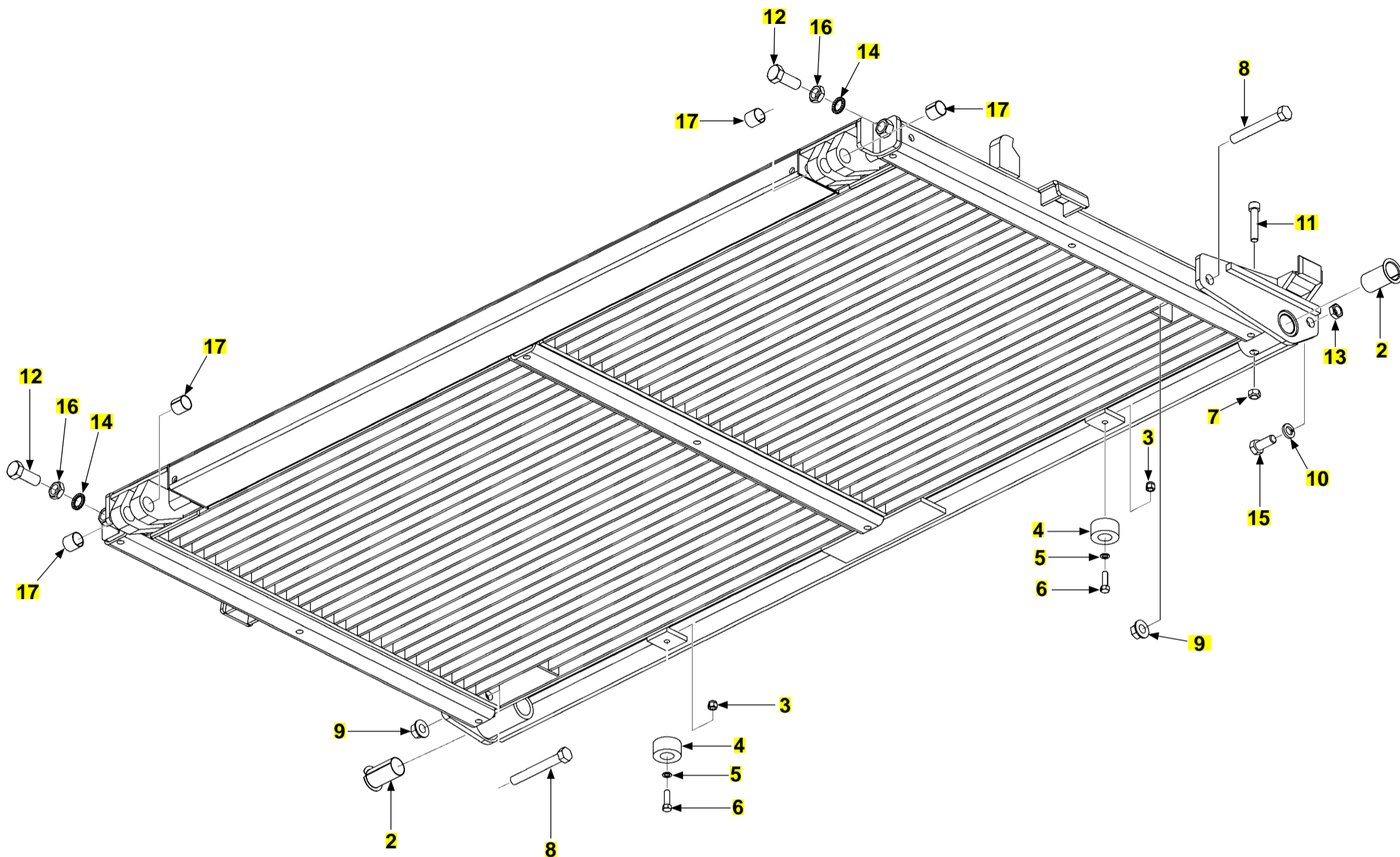
ITEM	QTY.	PART NO.	DESCRIPTION
REF	1	296055-601G	P/F ASSY BMR66G, ST80X30
		296055-602G	P/F ASSY BMR66G, ST80X36
		296055-603G	P/F ASSY BMR66G, ST80X42
		296055-611G	P/F ASSY BMRW66G, ST85X30
		296055-612G	P/F ASSY BMRW66G, ST85X36
		296055-613G	P/F ASSY BMRW66G, ST85X42
2	2	908007-05	BEARING, FLANGE, 1-1/4" DIA. X 1-1/2" LG.
3	2	901002	NYLON LOCK NUT, 3/6"-16
4	2	253516	RUBBER BUMPER
5	2	902000-10	FLAT WASHER, 3/8"
6	2	900014-5	HEX HEAD BOLT, 3/8"-16 X 1-1/4" LG, GRADE 8
7	1	040066	NYLON LOCK NUT, 1/2"-13
8	2	900055-14	HEX HEAD SCREW, 5/8"-11 X 4-1/2" LG.
9	1	030331	JAM NUT, 5/8"-11
10	2	903443-12	FLAT WASHER, 5/8"
11	1	900036-11	SOCKET SCREW, 1/2"-13 X 2-1/5" LG.
12	2	900038-7	CAP SCREW, 3/4"-10 X 2" LG, GRADE 8
13	2	030335	JAM NUT, 3/4"-10
14	2	903435-10	LOCK WASHER, 3/4"-M18
15	2	901023-04	LOCK NUT, FLANGE, 5/8"-11
16	1	900055-02	HEX HEAD SCREW, 5/8"-11 X 1-1/2" LG.
17	1	902011-8	LOCK WASHER, 5/8" X 3/16" THICK
18	4	253657	BEARING, SELF LUBE, 1" DIA. X 1" LG.

PLATFORM ASSEMBLY GRATING (STEEL)

LAST UPDATED
OCT 2016 to present

COMPLETE ASSEMBLY:

PLATFORM ASSEMBLY GRATING (STEEL)



ITEM	QTY.	PART NO.	DESCRIPTION
REF	1	288970-601G	P/F ASSY BMRB66G,ST80X30
		288970-602G	P/F ASSY BMRB66G,ST80X36
		288970-603G	P/F ASSY BMRB66G,ST80X42
		288970-611G	P/F ASSY BMRBW66G,ST85X30
		288970-612G	P/F ASSY BMRBW66G,ST85X36
		288970-613G	P/F ASSY BMRBW66G,ST85X42
2	2	908007-05	BEARING, FLNGD 1.25SHFT,1.5"LG
3	2	901002	NYLON LOCK NUT, 3/6"-16
4	2	253516	RUBBER BUMPER
5	2	902000-10	FLAT WASHER, 3/8"
6	2	900014-5	HEX HEAD BOLT, 3/8"-16 X 1-1/4" LG, GRADE 8
7	1	040066	NYLON LOCK NUT, 1/2"-13
8	2	900055-16	HEX HEAD SCREW, 5/8"-11 X 5" LG.
9	2	903136-05	LOCK NUT, FLANGE, 5/8"-11
10	1	902011-8	LOCK WASHER, 5/8" X 3/16" THICK
11	1	900036-11	SOCKET SCREW, 1/2"-13 X 2-1/5" LG.
12	2	900038-7	HEX HEAD CAP SCREW, 3/4"-10 X 2" LG, GRADE 8
13	1	030331	JAM NUT, 5/8"-11
14	2	903435-10	LOCK WASHER, 3/4"-M18
15	1	900055-02	HEX HEAD SCREW, 5/8"-11 X 1-1/2" LG.
16	2	030335	JAM NUT, 3/4"-10
17	4	253657	BEARING, SELF LUBE, 1" DIA. X 1" LG.

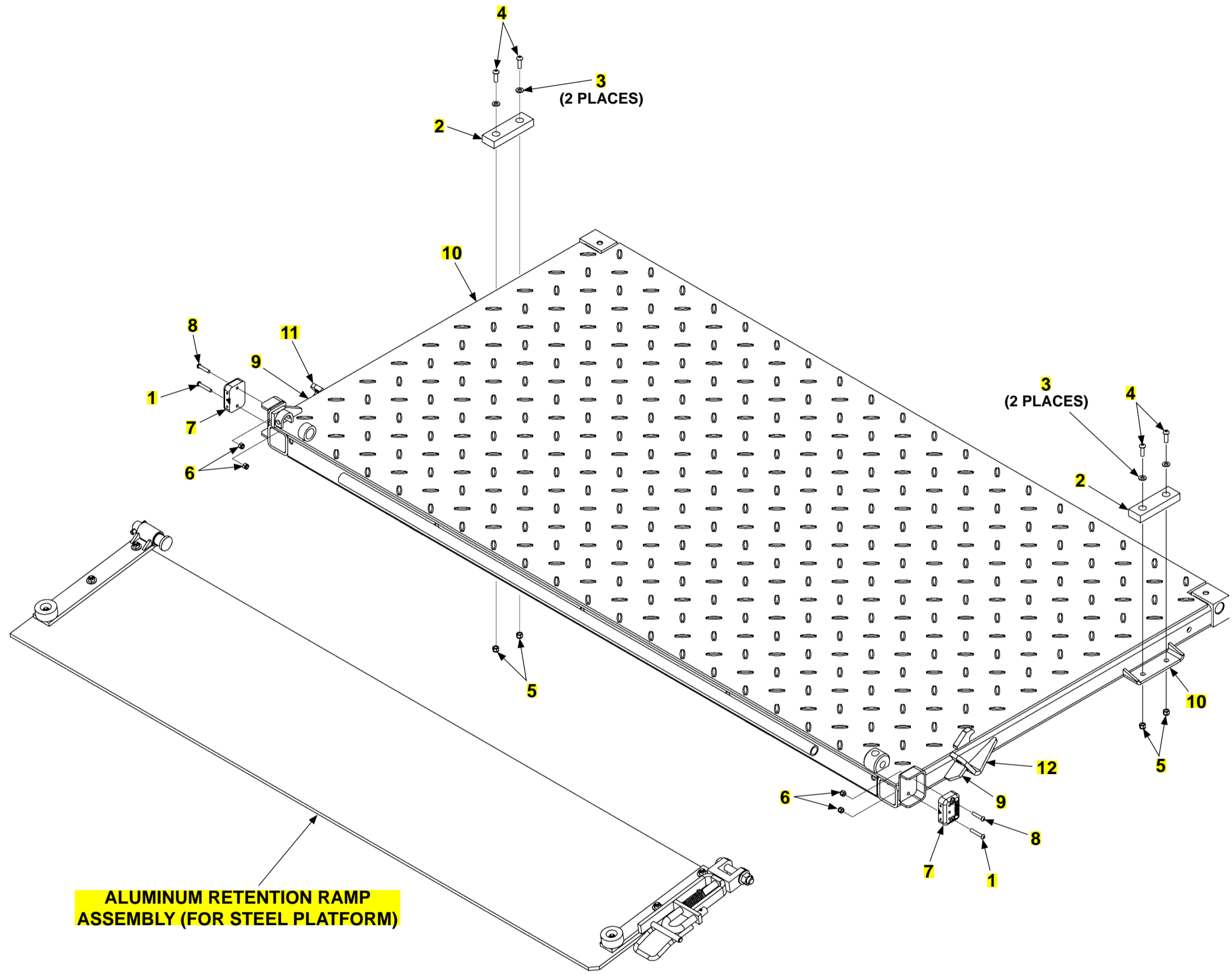
FLIPOVER WITH RETENTION RAMP (STEEL)

LAST UPDATED
OCT 2018 to present

NOTE: Items 9, 10, 11, and 12 are not galvanized or painted. Apply cold galvanize spray after welds cool.

COMPLETE ASSEMBLY:

FLIPOVER WITH RETENTION RAMP (STEEL)



FLIPOVER WITH RETENTION RAMP (STEEL)

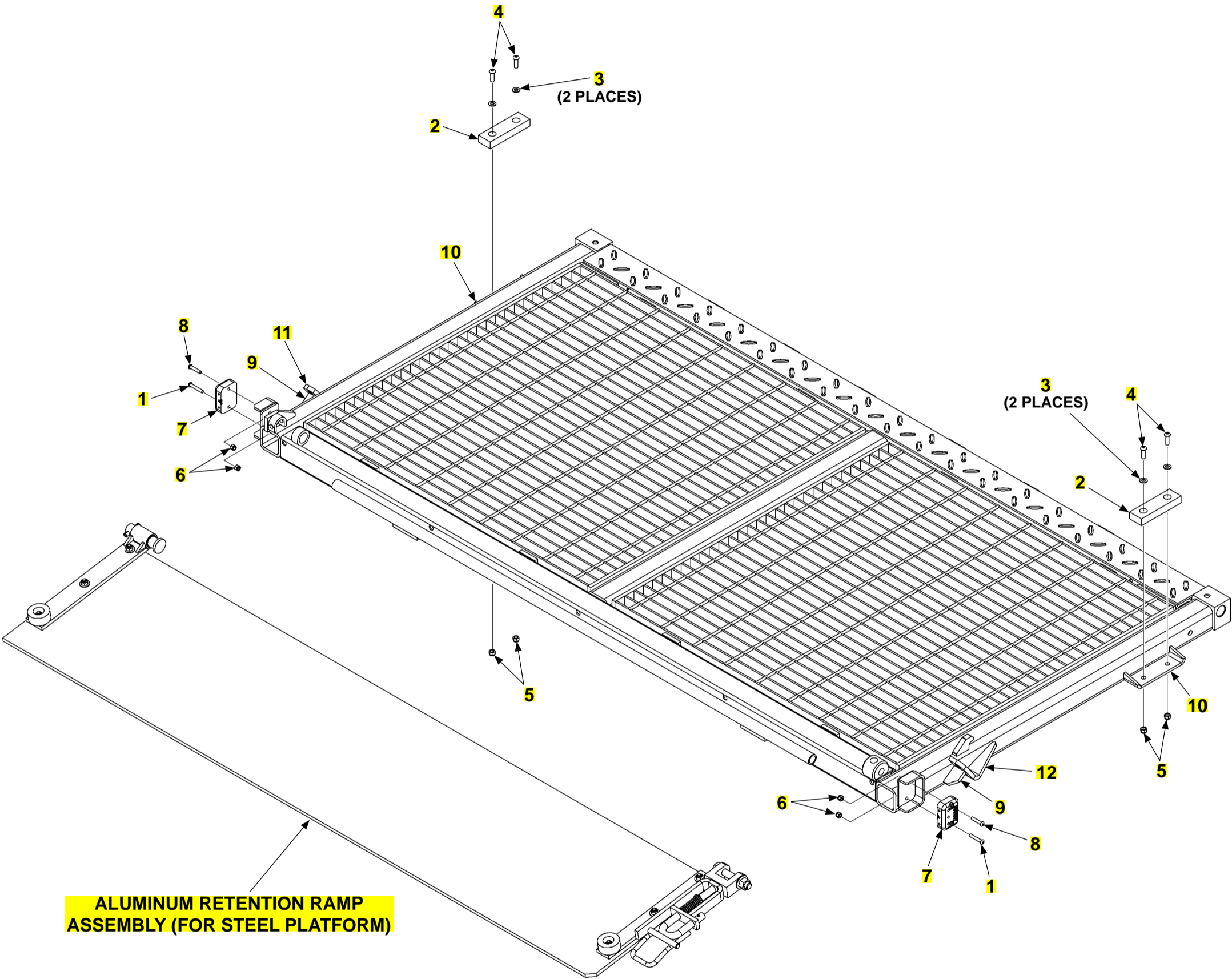
ITEM	QTY.	PART NO.	DESCRIPTION
REF	1	298170-601G	F/O ASSY, ST80X30+16ARR,GALV,BMR
		298170-602G	F/O ASSY, ST80X36+16ARR,GALV,BMR
		298170-603G	F/O ASSY, ST80X42+16ARR,GALV,BMR
		298170-604G	F/O ASSY, ST80X24+16ARR,GALV,BMR
		298170-611G	F/O ASSY, ST85X30+16ARR,GALV,BMR
		298170-612G	F/O ASSY, ST85X36+16ARR,GALV,BMR
		298170-613G	F/O ASSY, ST85X42+16ARR,GALV,BMR
		298170-614G	F/O ASSY, ST85X24+16ARR,GALV,BMR
1	2	900719-09	SCREW,BUTTON.25-20 X1.5 SS
2	2	225278-02	BUMPER, 3/4" x 1-1/2" x 5"
3	4	902013-10	FLAT WASHER, 5/16"
4	4	900001-3	BUTTON HEAD SCREW, 5/16"-18 X 1" LG.
5	4	903106-10	NYLON LOCK NUT, 5/16"-18
6	4	903137-01	NYLON LOCK NUT, 1/4"-20
7	2	907362-01	FLASHING SAFETY LIGHT
8	2	900719-08	BUTTON SCREW, 1/4"-20 X 1-1/4"
9	2	286837-01	SUPPORT GUSSET
10	2	287579-01	BRACKET, BUMPER HOLDER
11	1	298862-01	BRACKET,U-BOLT HOLDER,LH F/O
12	1	298862-02	BRACKET,U-BOLT HOLDER,RH F/O

FLIPOVER WITH RETENTION RAMP (STEEL, GRATING)

LAST UPDATED
OCT 2018 to present

NOTE: Items 9, 10, 11, and 12 are not galvanized or painted. Apply cold galvanize spray after welds cool.

COMPLETE ASSEMBLY:
**FLIPOVER WITH RETENTION RAMP
(STEEL, GRATING)**



FLIPOVER WITH RETENTION RAMP (STEEL, GRATING)

ITEM	QTY.	PART NO.	DESCRIPTION
REF	1	298815-601G	F/O ASSY, GR-ST80X30+16ARR,GALV,BMR
		298815-602G	F/O ASSY, GR-ST80X36+16ARR,GALV,BMR
		298815-603G	F/O ASSY, GR-ST80X42+16ARR,GALV,BMR
		298815-604G	F/O ASSY, GR-ST80X24+16ARR,GALV,BMR
		298815-611G	F/O ASSY, GR-ST85X30+16ARR,GALV,BMR
		298815-612G	F/O ASSY, GR-ST85X36+16ARR,GALV,BMR
		298815-613G	F/O ASSY, GR-ST85X42+16ARR,GALV,BMR
		298815-614G	F/O ASSY, GR-ST85X24+16ARR,GALV,BMR
1	2	900719-09	SCREW,BUTTON.25-20 X1.5 SS
2	2	225278-02	BUMPER, 3/4" x 1-1/2" x 5"
3	4	902013-10	FLAT WASHER, 5/16"
4	4	900001-3	BUTTON HEAD SCREW, 5/16"-18 X 1" LG.
5	4	901001	NYLON LOCK NUT, 5/16"-18
6	4	903137-01	NYLON LOCK NUT, 1/4"-20
7	2	907362-01	FLASHING SAFETY LIGHT
8	2	900719-08	BUTTON SCREW, 1/4"-20 X 1-1/4"
9	2	286837-01	SUPPORT GUSSET
10	2	287579-01	BRACKET, BUMPER HOLDER
11	1	298862-01	BRACKET,U-BOLT HOLDER,LH F/O
12	1	298862-02	BRACKET,U-BOLT HOLDER,RH F/O

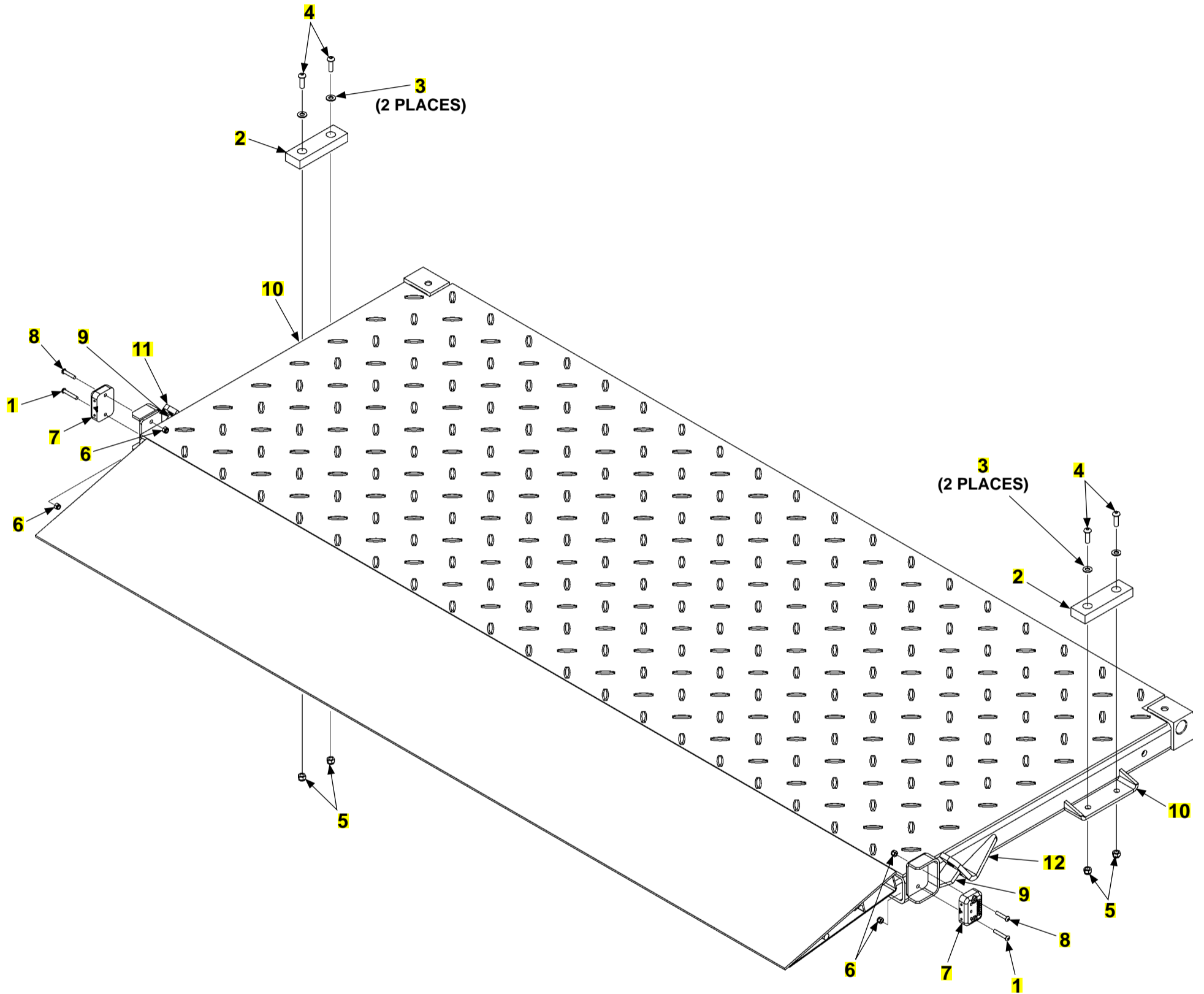
FLIPOVER WITH FIXED RAMP (STEEL)

LAST UPDATED
OCT 2018 to present

NOTE: Items 9, 10, 11, and 12 are not galvanized or painted. Apply cold galvanize spray after welds cool.

COMPLETE ASSEMBLY:

FLIPOVER WITH FIXED RAMP (STEEL)



FLIPOVER WITH FIXED RAMP (STEEL)

ITEM	QTY.	PART NO.	DESCRIPTION
REF	1	298833-606G	F/O ASSY, ST80X24+12FIX,GALV,BMR
		298833-607G	F/O ASSY, ST80X30+12FIX,GALV,BMR
		298830-616G	P/F,F/O ASSY, ST85X36+24+12FIX,GALV,BMR
		298830-617G	P/F,F/O ASSY, ST85X42+30+12FIX,GALV,BMR
1	2	900719-09	SCREW,BUTTON.25-20 X1.5 SS
2	2	225278-02	BUMPER, 3/4" x 1-1/2" x 5"
3	4	902013-10	FLAT WASHER, 5/16"
4	4	900001-3	BUTTON HEAD SCREW, 5/16"-18 X 1" LG.
5	4	901001	NUT,NYLON 5/16-18 ZINC
6	4	901000	NUT, NYLON 1/4-20 ZINC
7	2	907362-01	FLASHING SAFETY LIGHT
8	2	900719-08	BUTTON SCREW, 1/4"-20 X 1-1/4"
9	2	286837-01	SUPPORT GUSSET
10	2	287579-01	BRACKET, BUMPER HOLDER
11	1	298862-01	BRACKET,U-BOLT HOLDER,LH F/O
12	1	298862-02	BRACKET,U-BOLT HOLDER,RH F/O

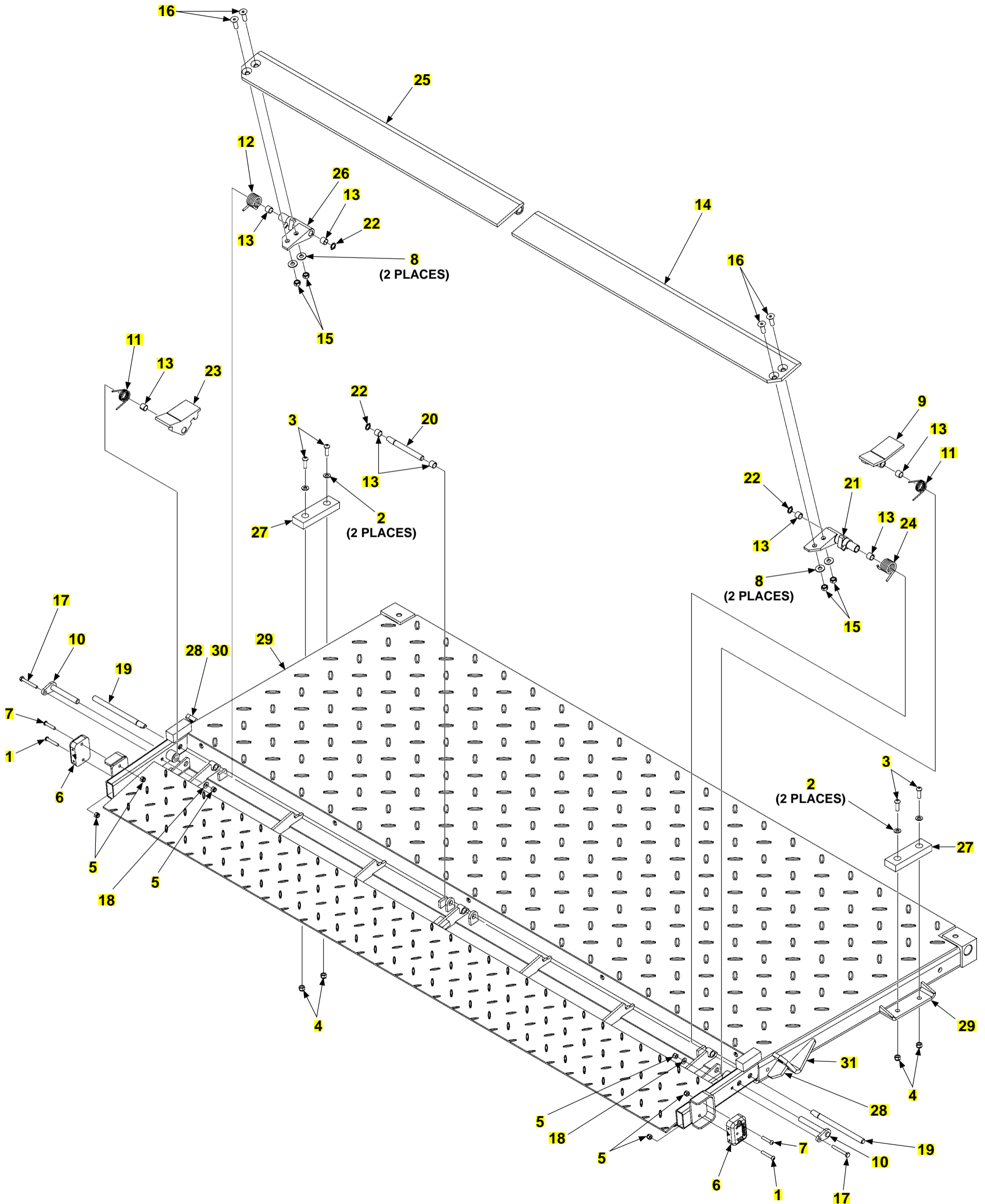
FLIPOVER WITH DUAL CART STOPS (STEEL)

LAST UPDATED
OCT 2018 to present

NOTE: Items 28, 29, 30, and 31 are not galvanized or painted. Apply cold galvanize spray after welds cool.

COMPLETE ASSEMBLY:

FLIPOVER WITH DUAL CART STOPS (STEEL)



FLIPOVER WITH DUAL CART STOPS (STEEL)

ITEM	QTY.	PART NO.	DESCRIPTION
REF	1	298874-03G	F/O ASSY, ST80X24+12DCS,GALV,BMR
		298874-04G	F/O ASSY, ST85X24+12DCS,GALV,BMR
		298874-01G	F/O ASSY, ST80X30+12DCS,GALV,BMR
		298874-02G	F/O ASSY, ST85X30+12DCS,GALV,BMR
1	2	900719-09	SCREW,BUTTON.25-20 X1.5 SS
2	4	902013-10	FLAT WASHER, 5/16"
3	4	900001-3	BUTTON HEAD SCREW, 5/16"-18 X 1" LG.
4	4	901001	NYLON LOCK NUT, 5/16"-18
5	6	901000	NYLON LOCK NUT, 1/4"-20
6	2	907362-01	FLASHING SAFETY LIGHT
7	2	900719-08	BUTTON SCREW, 1/4"-20 X 1-1/4"
8	4	902001-2	FLAT WASHER, 3/8" X 1/16" THICK
9	1	260360	LOCKING HOOK, CAST R/H
10	2	261693	PIN LOCKING HOOK SUPPORT
11	2	252460	SPRING,TORSION.095X3.5LH,302SS
12	1	202528-02	SPRING, TORSION, CART STOP, R/SIDE
13	8	253542	BEARING, SELF-LUBE, 12" X 1/2"
14	1	253896	CART STOP, 3/8", ALUMINUM
15	4	030955	LOCK NUT, 3/8"-16
16	4	900061-5	SOCKET SCREW, 3/4"-16 X 1-1/4" LG.
17	2	260558	HEX HEAD BOLT, 1/4"-20 X 2" LG, GRADE 8
18	2	902013-09	FLAT WASHER, 1/4"
19	2	261496-02	PIN, 7-1/8" LG.
20	1	261496-01	PIN, 4-13/16" LG.
21	1	260321	LOCKING CAM, RH
22	3	260930-01	RETAINING RING, 1" X 1/16"
23	1	260360-01	LOCKING HOOK, CAST L/H
24	1	202528-01	SPRING, TORSION, CART STOP, L/SIDE
25	1	253896-01	CART STOP, 3/8", ALUMINUM
26	1	260321-01	LOCKING CAM, LH
27	2	225278-02	BUMPER, 3/4" x 1-1/2" x 5"
28	2	286837-01	SUPPORT GUSSET
29	2	287579-01	BRACKET, BUMPER HOLDER
30	1	298862-01	BRACKET,U-BOLT HOLDER,LH F/O
31	1	298862-02	BRACKET,U-BOLT HOLDER,RH F/O

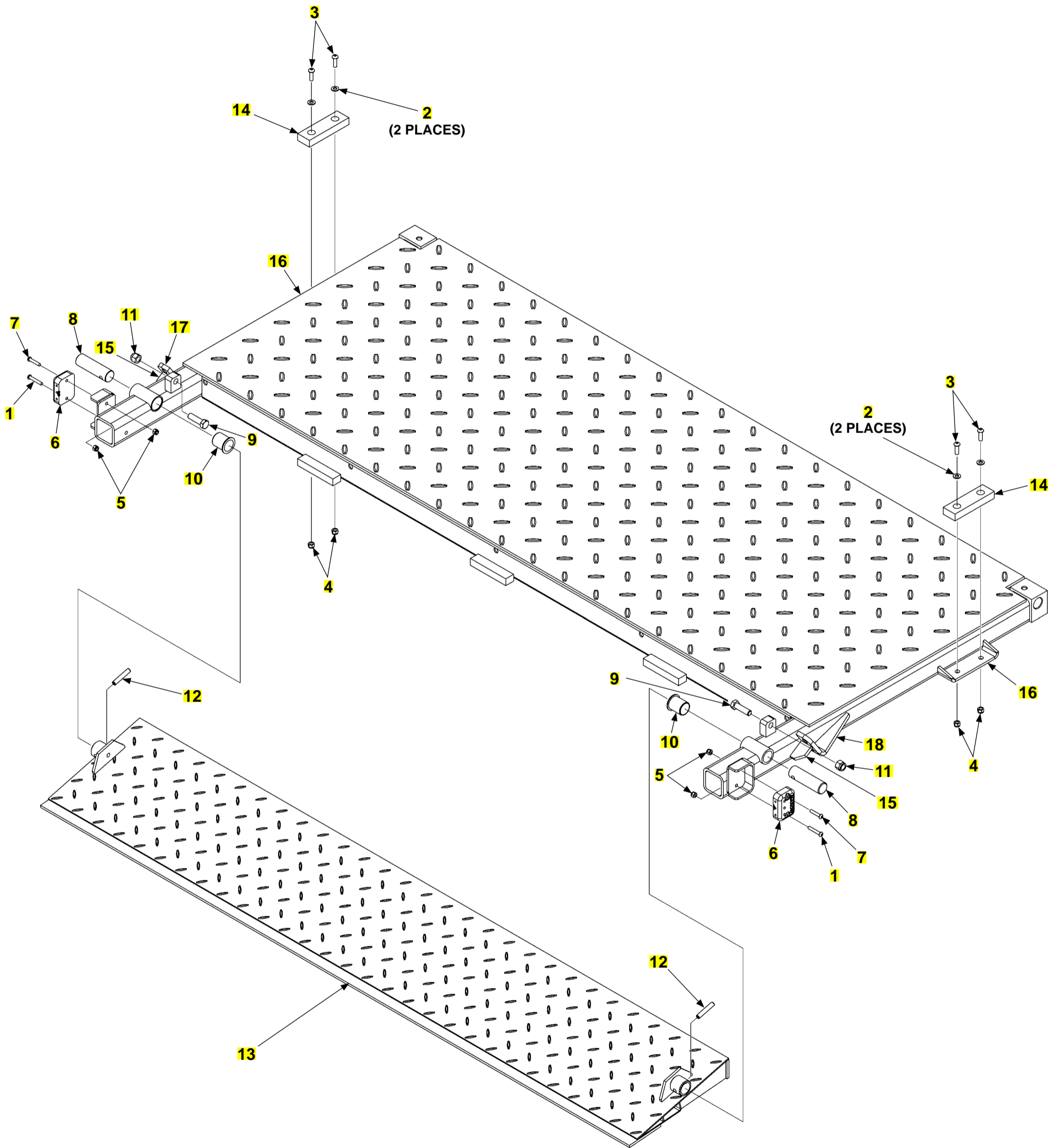
FLIPOVER WITH AUTO CART STOP (STEEL)

LAST UPDATED
OCT 2018 to present

NOTE: Items 15, 16, 17, and 18 are not galvanized or painted. Apply cold galvanize spray after welds cool.

COMPLETE ASSEMBLY:

FLIPOVER WITH AUTO CART STOPS (STEEL)



FLIPOVER WITH AUTO CART STOP (STEEL)

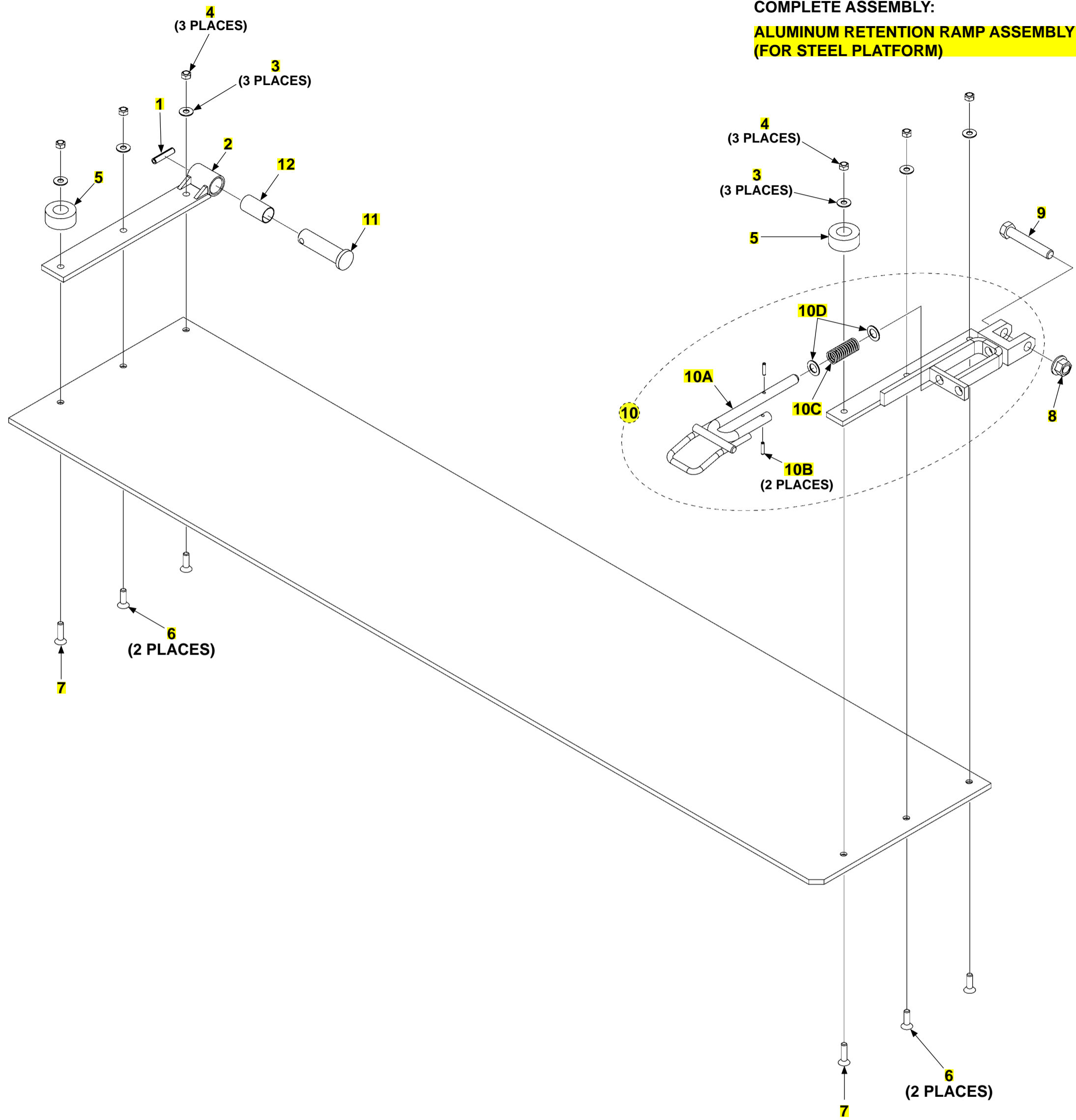
ITEM	QTY.	PART NO.	DESCRIPTION
REF	1	298853-01G	F/O WLDMT, ST80X30, FOR ACS, GALV, BMR
		298853-02G	F/O ASSY, ST85X30+12ACS, GALV, BMR
1	2	900719-09	SCREW, BUTTON. 25-20 X 1.5 SS
2	4	902013-10	FLAT WASHER, 5/16"
3	4	900001-3	SCREW, BUT 5/16-18X1 ALLOY
4	4	901001	NYLON LOCK NUT, 5/16"-18
5	4	901000	NUT, NYLON 1/4-20 ZINC
6	2	907150-01	FLASHING SAFETY LIGHT
7	2	900719-08	BUTTON SCREW, 1/4"-20 X 1-1/2"
8	2	281369-02	CART STOP PIN, 1-1/8" DIA. X 3-13/16" LG.
9	2	900734-07	HEX HEAD SCREW, 1/2"-13 X 1-3/4" LG.
10	2	261837-12	BUSHING, FLANGE, 1-1/8" I.D. X 1-1/2" LG.
11	2	903117-01	NYLON LOCK NUT, 1/2"-13
12	2	904717-06	ROLL PIN, 3/8" X 2" LG.
13	1	288752-11G	RAMP WLDMT, C/S 12X74.75, GALV
		288752-12G	RAMP WLDMT, C/S 12X79.75, GALV
14	2	225278-02	BUMPER, 3/4" x 1-1/2" x 5"
15	2	286837-01	SUPPORT GUSSET
16	2	287579-01	BRACKET, BUMPER HOLDER
17	1	298862-01	BRACKET, U-BOLT HOLDER, LH F/O
18	1	298862-02	BRACKET, U-BOLT HOLDER, RH F/O

ALUMINUM RETENTION RAMP ASSEMBLY (FOR STEEL PLATFORM)

LAST UPDATED
OCT 2016 to present

COMPLETE ASSEMBLY:

ALUMINUM RETENTION RAMP ASSEMBLY (FOR STEEL PLATFORM)



ALUMINUM RETENTION RAMP ASSEMBLY (FOR STEEL PLATFORM)

ITEM	QTY.	PART NO.	DESCRIPTION
REF	1	286845-80	ALUMINUM RETENTION RAMP ASSEMBLY, 16" (96" WIDE VEH)
		286845-85	ALUMINUM RETENTION RAMP ASSEMBLY, 16" (102" WIDE VEH)
1	1	904717-05	ROLL PIN, 3/8" X 1-3/4" LG.
2	1	253526-01	HINGE ARM WELDMENT, LH (GALVANIZED)
3	6	902001-2	FLAT WASHER, 3/8"
4	6	030955	NYLON LOCK NUT, 3/8"-16
5	2	905363-01	RUBBER BUMPER
6	4	900040-5	SCREW, FLAT SOCKET HEAD, 3/8"-16" X 1-1/4" LG.
7	2	900040-6	SCREW, FLAT SOCKET HEAD, 3/8"-16 X 1-1/2" LG.
8	1	901023-04	LOCK NUT, FLANGE, 5/8"-11
9	1	900055-11	HEX HEAD SCREW, 5/8"-11 X 3-3/4" LG.
10	1	287528-01	ARM ASSEMBLY, RH
10A	1	287575-01	PIN LOCKING WELDMENT
10B	2	904719-09	PIN, ROLL, Ø.188 X 1LG, SS
10C	1	908209-01	COMPRESSION SPRING
10D	2	903434-13	WASHER, FLAT, M16, SS
11	1	253528	PIN WELDMENT
12	1	253541	BEARING, SELF LUBE, 1" DIA. X 2" LG.

PLATFORM, FLIPOVER, AND CHAIN ASSEMBLY WITH ALUMINUM RETENTION RAMP (ALUMINUM)

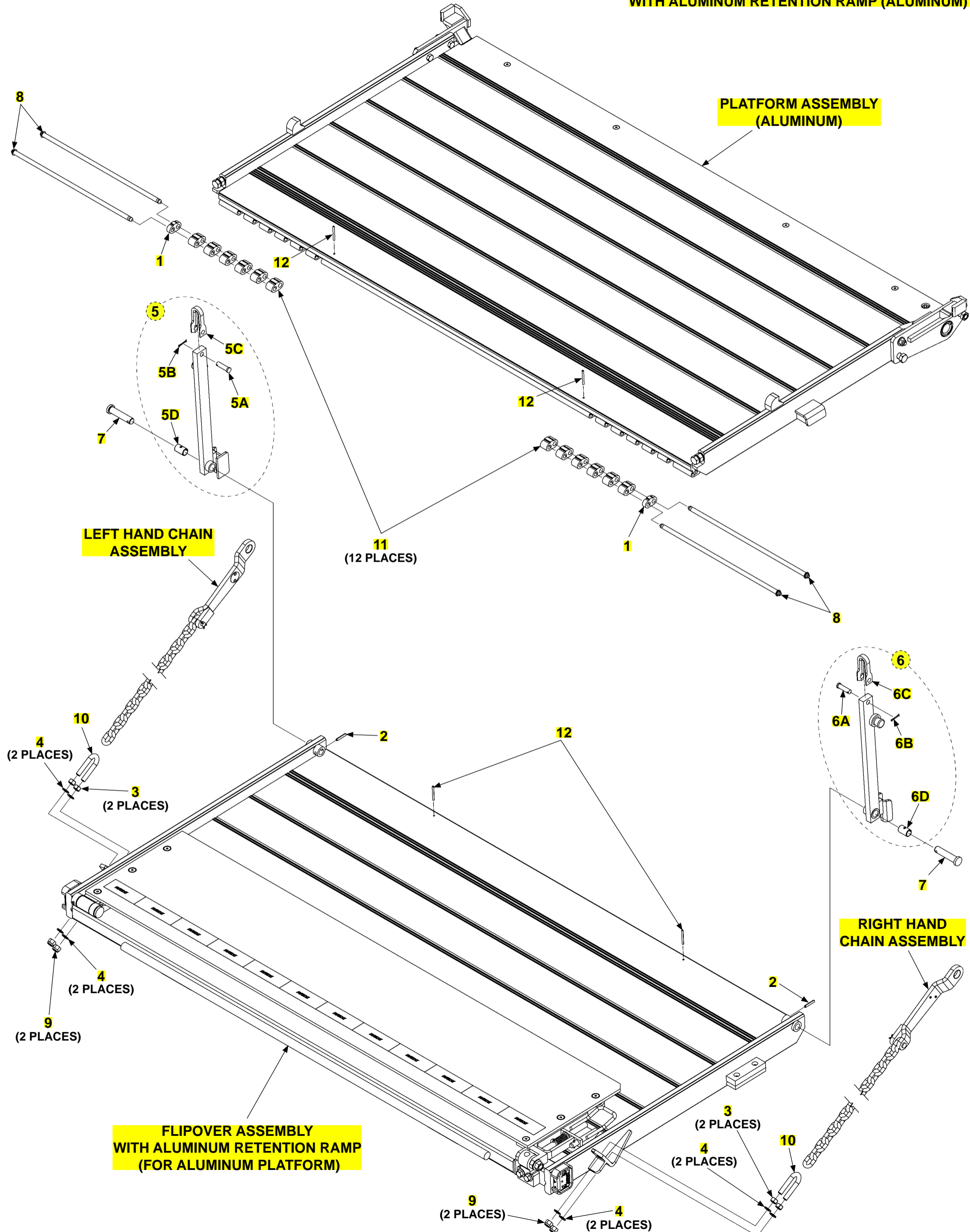
LAST UPDATED
OCT 2018 to present

CAUTION

MAXON recommends replacing Left Hand & Right Hand platform support chains as a set. Possible harm to users or bystanders and/or equipment damage could result if chains are only replaced one at a time.

COMPLETE ASSEMBLY:

PLATFORM, FLIPOVER, AND CHAIN ASSEMBLY WITH ALUMINUM RETENTION RAMP (ALUMINUM)



PLATFORM, FLIPOVER, AND CHAIN ASSEMBLY WITH ALUMINUM RETENTION RAMP (ALUMINUM)

ITEM	QTY.	PART NO.	DESCRIPTION
REF	1	299150-651MG	P/F,F/O ASSY, AL80X30+30+16ARR,MG,BMR
		299150-652MG	P/F,F/O ASSY, AL80X36+36+16ARR,MG,BMR
		299150-653MG	P/F,F/O ASSY, AL80X42+42+16ARR,MG,BMR
		299150-661MG	P/F,F/O ASSY, AL85X30+30+16ARR,MG,BMR
		299150-662MG	P/F,F/O ASSY, AL85X36+36+16ARR,MG,BMR
		299150-663MG	P/F,F/O ASSY, AL85X42+42+16ARR,MG,BMR
1	2	311046-11	LINK SPACER, 1/2" LG.
2	2	905033-1	ROLL PIN, 1/4" X 1-1/2" LG.
3	4	901011-9	NUT, 1/2"-13
4	8	902000-14	FLAT WASHER, 1/2"
5	1	286880-01	OPENER ASSEMBLY LH, 30" + 30" *
		286880-03	OPENER ASSEMBLY LH, 36" + 36" *
		286880-05	OPENER ASSEMBLY LH, 42" + 42" *
5A	1	905136-02	PIN, CLEVIS Ø.500 X 1.750 GR8
5B	1	030805	COTTER PIN, 1/8" X 1" LG.
5C	1	280644-01	ANCHOR SHACKLE
5D	1	260917-05	BEARING, SELF LUBE, 3/4" DIA. X 1-3/8" LG.
6	1	286880-02	OPENER ASSEMBLY RH, 30" + 30" *
		286880-04	OPENER ASSEMBLY RH, 36" + 36" *
		286880-06	OPENER ASSEMBLY RH, 42" + 42" *
6A	1	905136-02	PIN, CLEVIS Ø.500 X 1.750 GR8
6B	1	030805	COTTER PIN, 1/8" X 1" LG.
6C	1	280644-01	ANCHOR SHACKLE
6D	1	260917-05	BEARING, SELF LUBE, 3/4" DIA. X 1-3/8" LG.
7	2	280195	PIN
8	4	285963-01	HINGE PIN
9	4	901010	NYLON LOCK NUT, 1/2"-13
10	2	282854-01	U-BOLT
11	12	311046-10	LINK SPACER, 1" LG.
12	4	904719-17	ROLL PIN, 3/16" X 2" LG.

PLATFORM, FLIPOVER, AND CHAIN ASSEMBLY WITH FIXED RAMP (ALUMINUM)

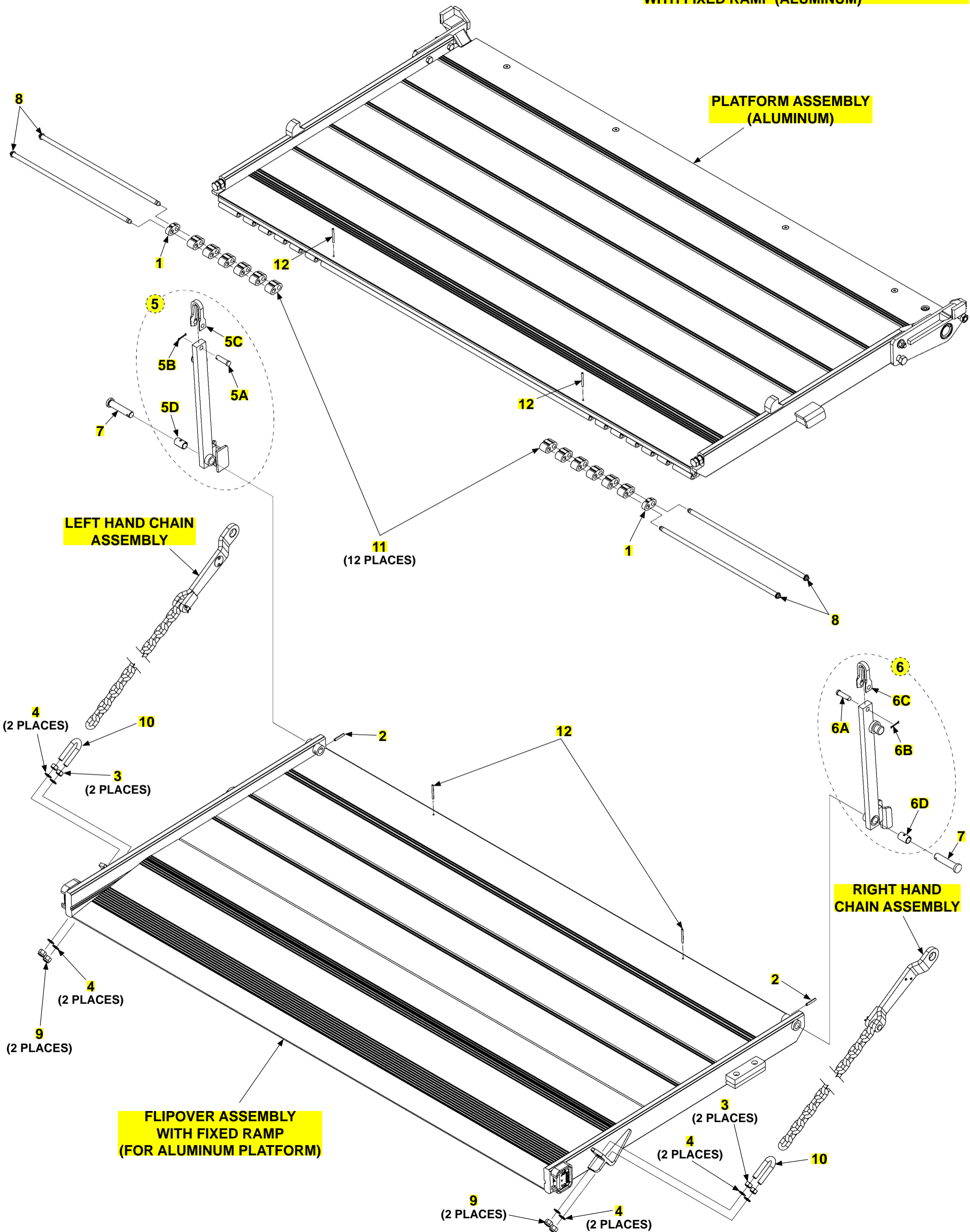
LAST UPDATED
OCT 2018 to present

CAUTION

MAXON recommends replacing Left Hand & Right Hand platform support chains as a set. Possible harm to users or bystanders and/or equipment damage could result if chains are only replaced one at a time.

COMPLETE ASSEMBLY:

PLATFORM, FLIPOVER, AND CHAIN ASSEMBLY WITH FIXED RAMP (ALUMINUM)



PLATFORM, FLIPOVER, AND CHAIN ASSEMBLY WITH FIXED RAMP (ALUMINUM)

ITEM	QTY.	PART NO.	DESCRIPTION
REF	1	299180-656MG	P/F & F/O ASSY, AL80X36+24+12FIX,MG,BMR
		299180-657MG	P/F & F/O ASSY, AL80X42+30+12FIX,MG,BMR
		299180-666MG	P/F & F/O ASSY, AL85X36+24+12FIX,MG,BMR
		299180-667MG	P/F & F/O ASSY, AL85X42+30+12FIX,MG,BMR
1	2	311046-11	LINK SPACER, 1/2" LG.
2	2	905033-1	ROLL PIN, 1/4" X 1-1/2" LG.
3	4	901011-9	NUT, 1/2"-13
4	8	902000-14	FLAT WASHER, 1/2"
5	1	286880-03	OPENER ASSY BMRB,36+36 P/F,LH
		286880-05	OPENER ASSY BMRB,42+42 P/F,LH
5A	1	905136-02	PIN, CLEVIS Ø.500 X 1.750 GR8
5B	1	030805	COTTER PIN, 1/8" X 1" LG.
5C	1	280644-01	ANCHOR SHACKLE
5D	1	260917-05	BEARING, SELF LUBE, 3/4" DIA. X 1-3/8" LG.
6	1	286880-04	OPENER ASSY BMRB,36+36 P/F,RH
		286880-06	OPENER ASSY BMRB,42+42 P/F,RH
6A	1	905136-02	PIN, CLEVIS Ø.500 X 1.750 GR8
6B	1	030805	COTTER PIN, 1/8" X 1" LG.
6C	1	280644-01	ANCHOR SHACKLE
6D	1	260917-05	BEARING, SELF LUBE, 3/4" DIA. X 1-3/8" LG.
7	2	280195	PIN
8	4	285963-01	HINGE PIN
9	4	901010	NYLON LOCK NUT, 1/2"-13
10	2	282854-01	U-BOLT
11	12	311046-10	LINK SPACER, 1" LG.
12	4	904719-17	ROLL PIN, 3/16" X 2" LG.

PLATFORM, FLIPOVER, AND CHAIN ASSEMBLY WITH AUTO CART STOP (ALUMINUM)

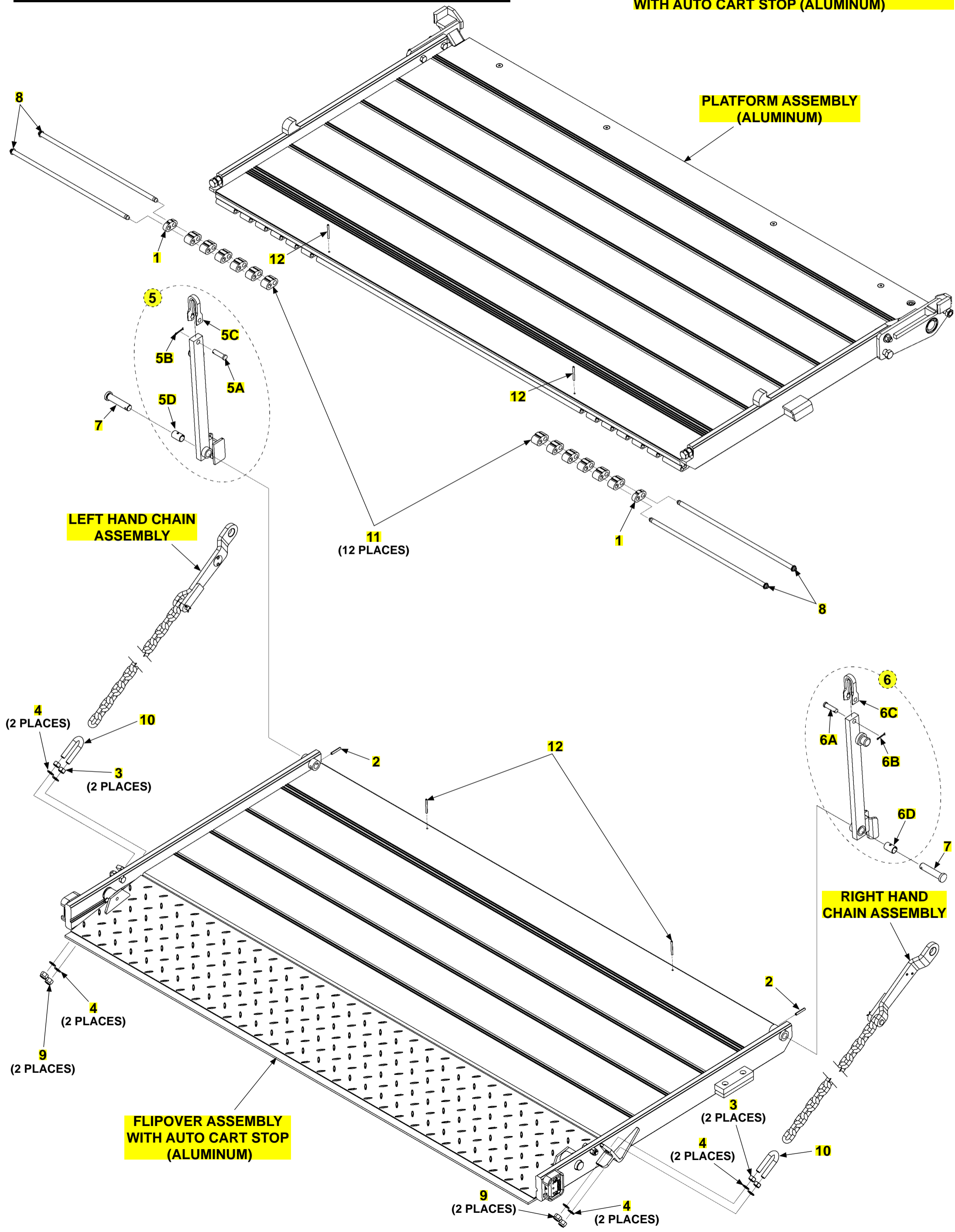
LAST UPDATED
OCT 2018 to present

CAUTION

MAXON recommends replacing Left Hand & Right Hand platform support chains as a set. Possible harm to users or bystanders and/or equipment damage could result if chains are only replaced one at a time.

COMPLETE ASSEMBLY:

PLATFORM, FLIPOVER, AND CHAIN ASSEMBLY WITH AUTO CART STOP (ALUMINUM)



PLATFORM, FLIPOVER, AND CHAIN ASSEMBLY WITH AUTO CART STOP (ALUMINUM)

ITEM	QTY.	PART NO.	DESCRIPTION
REF	1	299160-657MG	P/F,F/O ASSY,AL80X42+30+12ACS,MG,BMR
		299160-667MG	P/F,F/O ASSY,AL85X42+30+12ACS,MG,BMR
1	2	311046-11	LINK SPACER, 1/2" LG.
2	2	905033-1	ROLL PIN, 1/4" X 1-1/2" LG.
3	4	901011-9	NUT, 1/2"-13
4	8	902000-14	FLAT WASHER, 1/2"
5	1	286880-09	OPENER ASSEMBLY LH, 42" + 30" *
5A	1	905136-02	PIN, CLEVIS Ø.500 X 1.750 GR8
5B	1	030805	COTTER PIN, 1/8" X 1" LG.
5C	1	280644-01	ANCHOR SHACKLE
5D	1	260917-05	BEARING, SELF LUBE, 3/4" DIA. X 1-3/8" LG.
6	1	286880-10	OPENER ASSEMBLY RH, 42" + 30" *
6A	1	905136-02	PIN, CLEVIS Ø.500 X 1.750 GR8
6B	1	030805	COTTER PIN, 1/8" X 1" LG.
6C	1	280644-01	ANCHOR SHACKLE
6D	1	260917-05	BEARING, SELF LUBE, 3/4" DIA. X 1-3/8" LG.
7	2	280195	PIN
8	4	285963-01	HINGE PIN
9	4	901010	NYLON LOCK NUT, 1/2"-13
10	2	282854-01	U-BOLT
11	12	311046-10	LINK SPACER, 1" LG.
12	4	904719-17	ROLL PIN, 3/16" X 2" LG.

PLATFORM, FLIPOVER, AND CHAIN ASSEMBLY WITH DUAL CART STOPS (ALUMINUM)

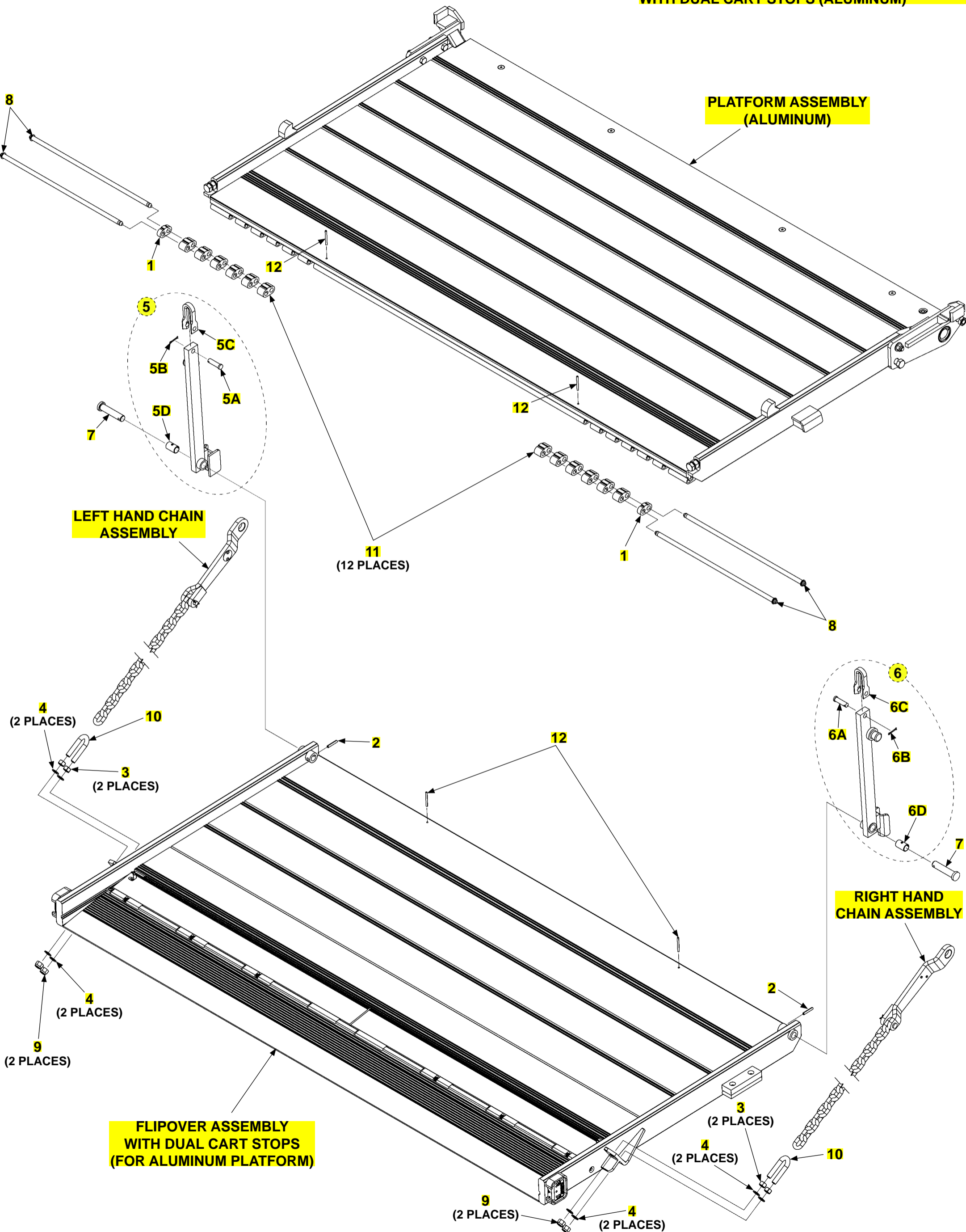
LAST UPDATED
OCT 2018 to present

CAUTION

MAXON recommends replacing Left Hand & Right Hand platform support chains as a set. Possible harm to users or bystanders and/or equipment damage could result if chains are only replaced one at a time.

COMPLETE ASSEMBLY:

PLATFORM, FLIPOVER, AND CHAIN ASSEMBLY WITH DUAL CART STOPS (ALUMINUM)



PLATFORM, FLIPOVER, AND CHAIN ASSEMBLY WITH DUAL CART STOPS (ALUMINUM)

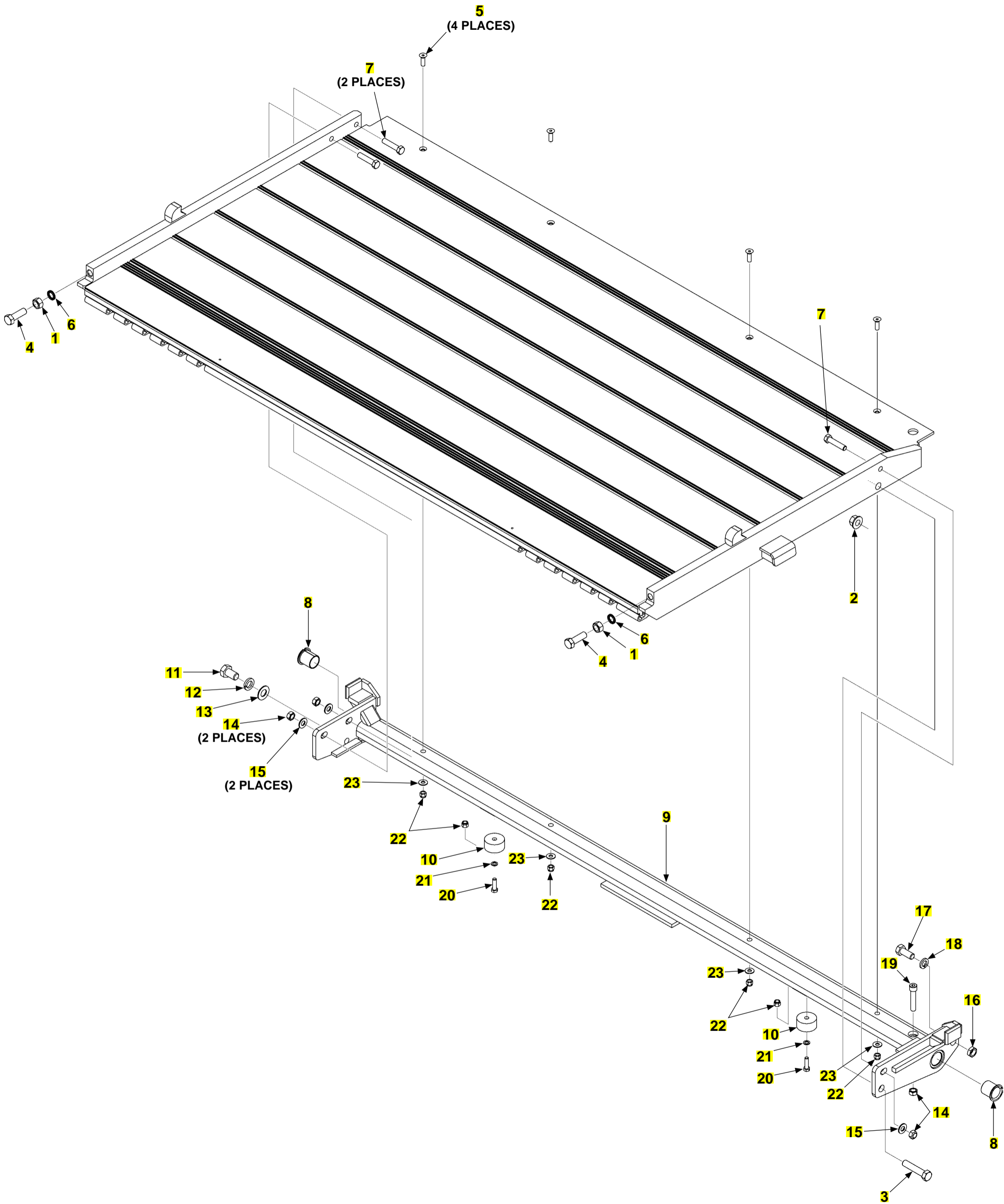
ITEM	QTY.	PART NO.	DESCRIPTION
REF	1	299190-6591MG	P/F,F/O ASSY, AL80X36+24+12DCS,MG,BMR
		299190-659MG	P/F,F/O ASSY, AL80X42+30+12DCS,MG,BMR
		299190-6691MG	P/F,F/O ASSY, AL85X36+24+12DCS,MG,BMR
		299190-669MG	P/F,F/O ASSY, AL85X42+30+12DCS,MG,BMR
1	2	311046-11	LINK SPACER, 1/2" LG.
2	2	905033-1	ROLL PIN, 1/4" X 1-1/2" LG.
3	4	901011-9	NUT, 1/2"-13
4	8	902000-14	FLAT WASHER, 1/2"
5	1	286880-07	OPENER ASSY BMRB,36+24 P/F,LH
		286880-09	OPENER ASSY BMRB,42+30 P/F,LH
5A	1	905136-02	PIN, CLEVIS Ø.500 X 1.750 GR8
5B	1	030805	COTTER PIN, 1/8" X 1" LG.
5C	1	280644-01	ANCHOR SHACKLE
5D	1	260917-05	BEARING, SELF LUBE, 3/4" DIA. X 1-3/8" LG.
6	1	286880-08	OPENER ASSY BMRB,36+24 P/F,RH
		286880-10	OPENER ASSY BMRB,42+30 P/F,RH
6A	1	905136-02	PIN, CLEVIS Ø.500 X 1.750 GR8
6B	1	030805	COTTER PIN, 1/8" X 1" LG.
6C	1	280644-01	ANCHOR SHACKLE
6D	1	260917-05	BEARING, SELF LUBE, 3/4" DIA. X 1-3/8" LG.
7	2	280195	PIN
8	4	285963-01	HINGE PIN
9	4	901010	NYLON LOCK NUT, 1/2"-13
10	2	282854-01	U-BOLT
11	12	311046-10	LINK SPACER, 1" LG.
12	4	904719-17	ROLL PIN, 3/16" X 2" LG.

PLATFORM ASSEMBLY (ALUMINUM)

LAST UPDATED
OCT 2016 to present

COMPLETE ASSEMBLY:

PLATFORM ASSEMBLY (ALUMINUM)



PLATFORM ASSEMBLY (ALUMINUM)

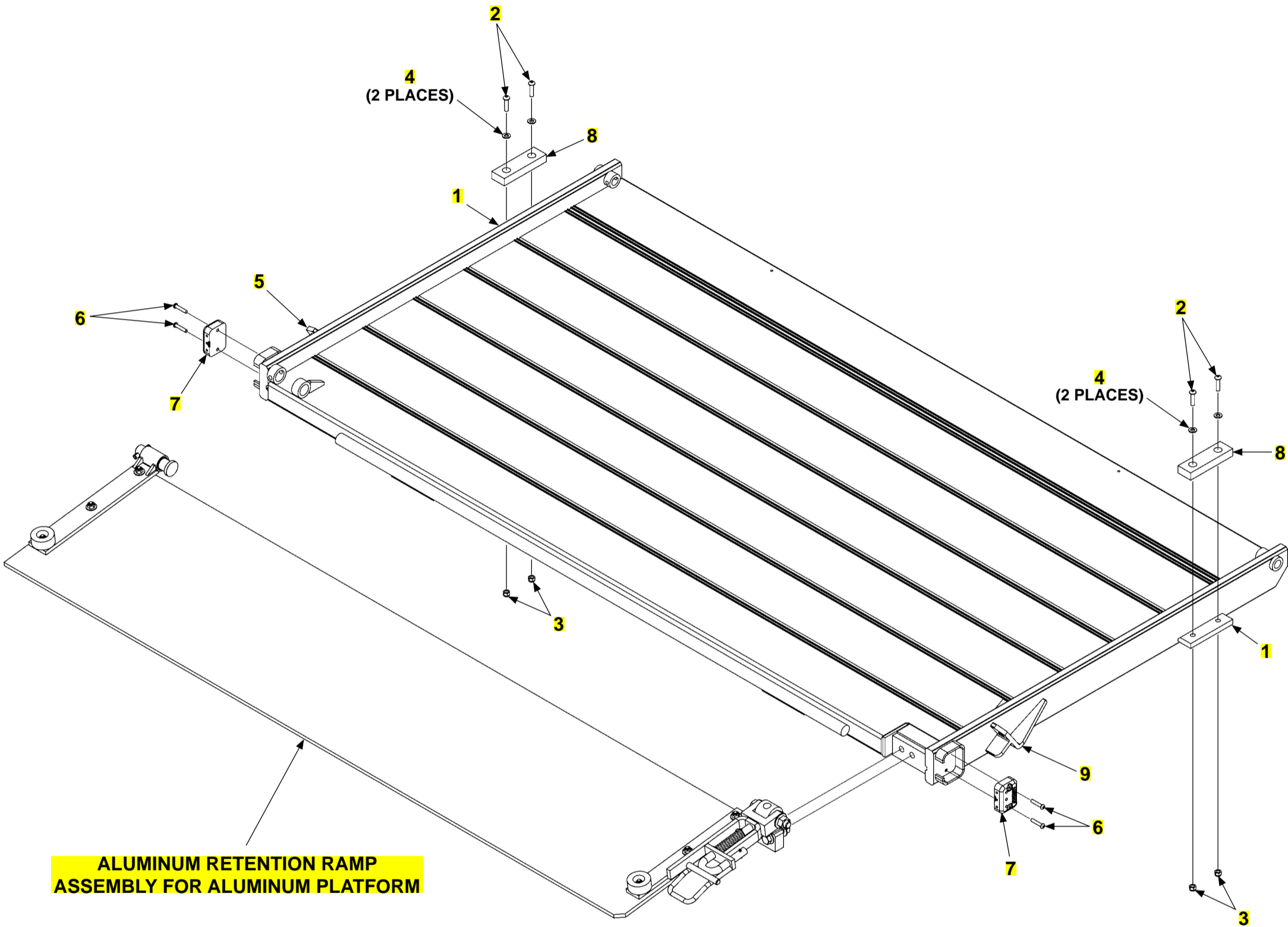
ITEM	QTY.	PART NO.	DESCRIPTION
REF	1	286860-21	PLATFORM ASSEMBLY, 96" WIDE VEHICLE, ALUMINUM, MAXGRIP KNURLED SURFACE, 30" DEEP
		286860-22	PLATFORM ASSEMBLY, 96" WIDE VEHICLE, ALUMINUM, MAXGRIP KNURLED SURFACE, 36" DEEP
		286860-23	PLATFORM ASSEMBLY, 96" WIDE VEHICLE, ALUMINUM, MAXGRIP KNURLED SURFACE, 42" DEEP
		286860-41	PLATFORM ASSEMBLY, 102" WIDE VEHICLE, ALUMINUM, MAXGRIP KNURLED SURFACE, 30" DEEP
		286860-42	PLATFORM ASSEMBLY, 102" WIDE VEHICLE, ALUMINUM, MAXGRIP KNURLED SURFACE, 36" DEEP
		286860-43	PLATFORM ASSEMBLY, 102" WIDE VEHICLE, ALUMINUM, MAXGRIP KNURLED SURFACE, 42" DEEP
1	2	030329	NUT, 5/8"-11
2	1	901023-04	LOCK NUT, FLANGE, 5/8"-11
3	1	900055-08	HEX HEAD SCREW, 5/8"-11 X 3" LG.
4	2	900055-04	HEX HEAD SCREW, 5/8"-11 X 2" LG.
5	4	900040-5	SCREW,FL HD SOC 3/8-16X1-1/4ZC
6	2	903435-09	LOCK WASHER, 5/8"
7	3	900035-6	HEX HEAD CAP SCREW, 1/2"-13 X 2-1/4" LG.
8	2	908007-05	FLANGED BEARING, 1-1/4" SHAFT X 1-1/2" LG.
9	1	286855-01	C-BAR WELDMENT, 96" WIDE VEHICLE
		286855-02	C-BAR WELDMENT, 102" WIDE VEHICLE VEHICLE
10	2	253516	RUBBER BUMPER, 2" X 1"
11	1	900032-1	SCREW, HEX HD 3/4-10X1-1/2 ZC
12	1	902011-9	LOCK WASHER, 3/4" X 3/16" THICK
13	1	902000-20	FLAT WASHER, 3/4" X 3/32" THICK
14	4	040066	LOCK NUT, 1/2"-13
15	3	902013-13	FLAT WASHER, 1/2"
16	1	030331	JAM NUT, 5/8'-11
17	1	900055-02	HEX HEAD SCREW, 5/8"-11 X 1-1/2" LG.
18	1	902011-8	LOCK WASHER, 5/8" X 3/16" THICK
19	1	900036-11	SOCKET HEAD SCREW, 1/2"-13 X 2-1/2" LG.
20	2	900014-5	HEX HEAD SCREW, 3/8"-16 X 1-1/4" LG.
21	2	902000-10	FLAT WASHER, 3/8"
22	6	901002	NUT, NYLON 3/8-16 ZINC
23	4	902001-2	FLAT WASHER, 3/8" X 1/16" THICK

FLIPOVER ASSEMBLY WITH ALUMINUM RETENTION RAMP (ALUMINUM)

LAST UPDATED
OCT 2018 to present

COMPLETE ASSEMBLY:

FLIPOVER ASSEMBLY WITH ALUMINUM RETENTION RAMP (ALUMINUM)



FLIPOVER ASSEMBLY WITH ALUMINUM RETENTION RAMP (ALUMINUM)

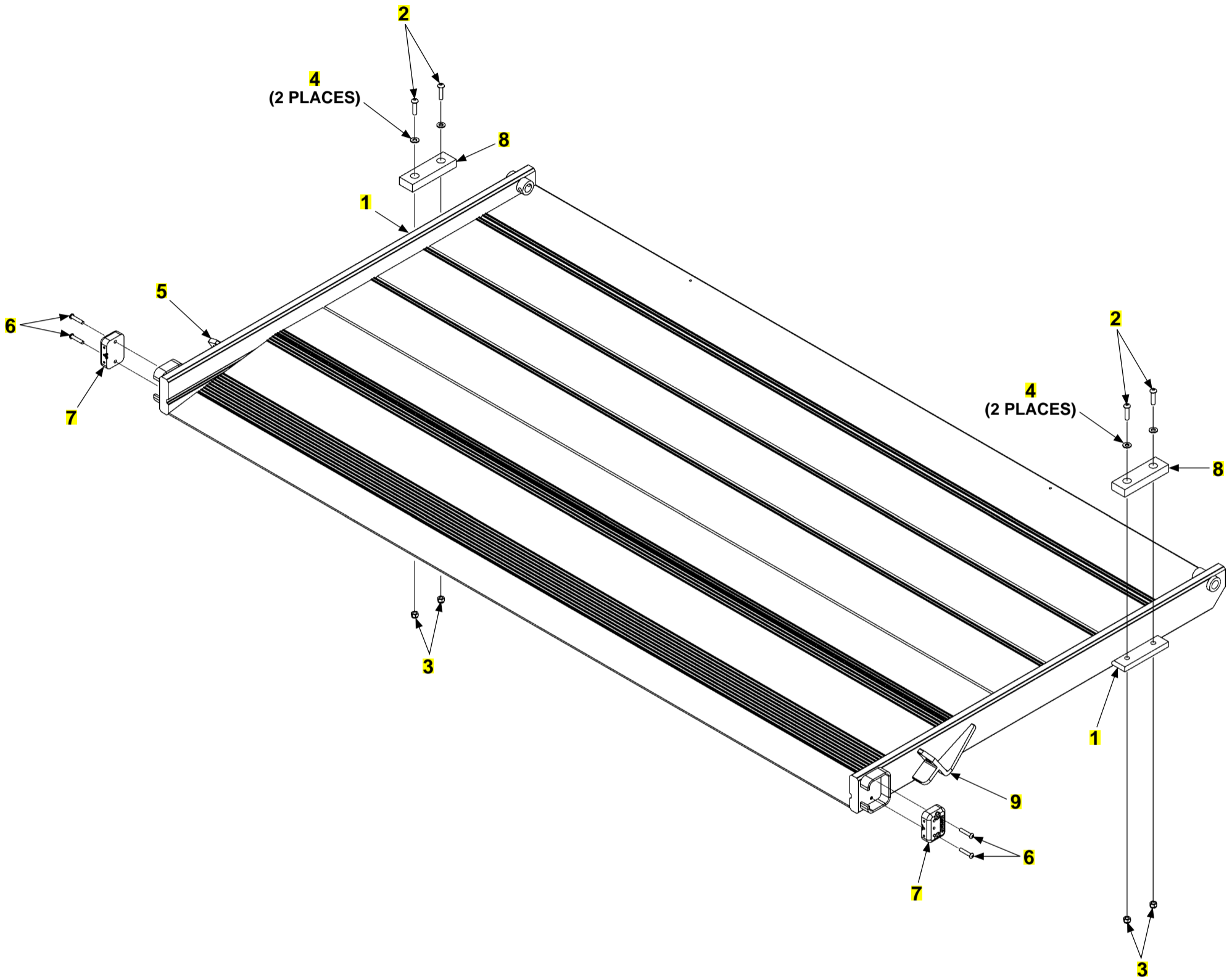
ITEM	QTY.	PART NO.	DESCRIPTION
REF	1	299170-651MG	F/O ASSY, AL80X30+16ARR,MG,BMR
		299170-652MG	F/O ASSY, AL80X36+16ARR,MG,BMR
		299170-653MG	F/O ASSY, AL80X42+16ARR,MG,BMR
		299170-661MG	F/O ASSY, AL85X30+16ARR,MG,BMR
		299170-662MG	F/O ASSY, AL85X36+16ARR,MG,BMR
		299170-663MG	F/O ASSY, AL85X42+16ARR,MG,BMR
1	2	287591-01	FLAT, AL, BUMPER HOLDER
2	4	900001-4	BUTTON SCREW, 5/16"-18 X 1-1/4" LG.
3	4	903106-10	LOCK NUT, 5/16"-18
4	4	902013-10	FLAT WASHER, 5/16"
5	1	287587-01	BRACKET,U-BOLT HOLDER,LH F/O
6	4	900719-08	SCREW,BUTTON.25-20 X1.25 SS
7	2	907362-01	FLASHING SAFETY LIGHT
8	2	225278-02	RUBBER BUMPER, 3/4" X 1-1/2" X 5" LG.
9	1	287587-02	BRACKET,U-BOLT HOLDER,RH F/O

FLIPOVER ASSEMBLY WITH FIXED RAMP (ALUMINUM)

LAST UPDATED
OCT 2018 to present

COMPLETE ASSEMBLY:

FLIPOVER ASSEMBLY WITH FIXED RAMP (ALUMINUM)



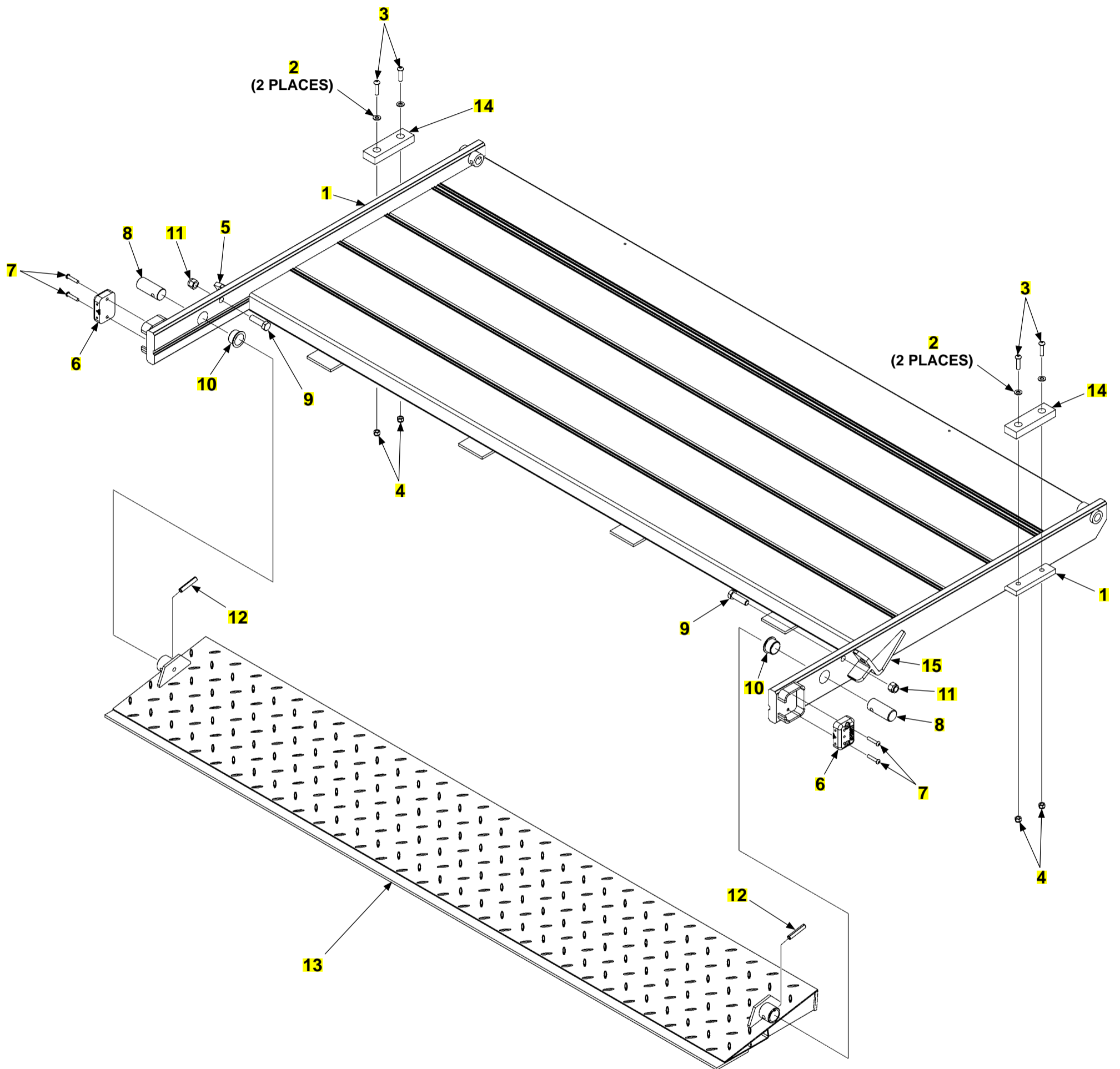
ITEM	QTY.	PART NO.	DESCRIPTION
REF	1	299184-656MG	F/O ASSY, AL80X24+12FIX,MG,BMR
		299184-657MG	F/O ASSY, AL80X30+12FIX,MG,BMR
		299184-666MG	F/O ASSY, AL85X24+12FIX,MG,BMR
		299184-667MG	F/O ASSY, AL85X30+12FIX,MG,BMR
1	2	287591-01	FLAT, AL, BUMPER HOLDER
2	4	900001-4	BUTTON SCREW, 5/16"-18 X 1-1/4" LG.
3	4	901001	NYLON LOCK NUT, 5/16"-18
4	4	902013-10	FLAT WASHER, 5/16"
5	1	287587-01	BRACKET,U-BOLT HOLDER,LH F/O
6	4	900719-08	SCREW,BUTTON.25-20 X1.25 SS
7	2	907362-01	FLASHING SAFETY LIGHT
8	2	225278-02	BUMPER
9	1	287587-02	BRACKET,U-BOLT HOLDER,RH F/O

FLIPOVER ASSEMBLY WITH AUTO CART STOP (ALUMINUM)

LAST UPDATED
OCT 2018 to present

COMPLETE ASSEMBLY:

FLIPOVER ASSEMBLY WITH AUTO CART STOP (ALUMINUM)



FLIPOVER ASSEMBLY WITH AUTO CART STOP (ALUMINUM)

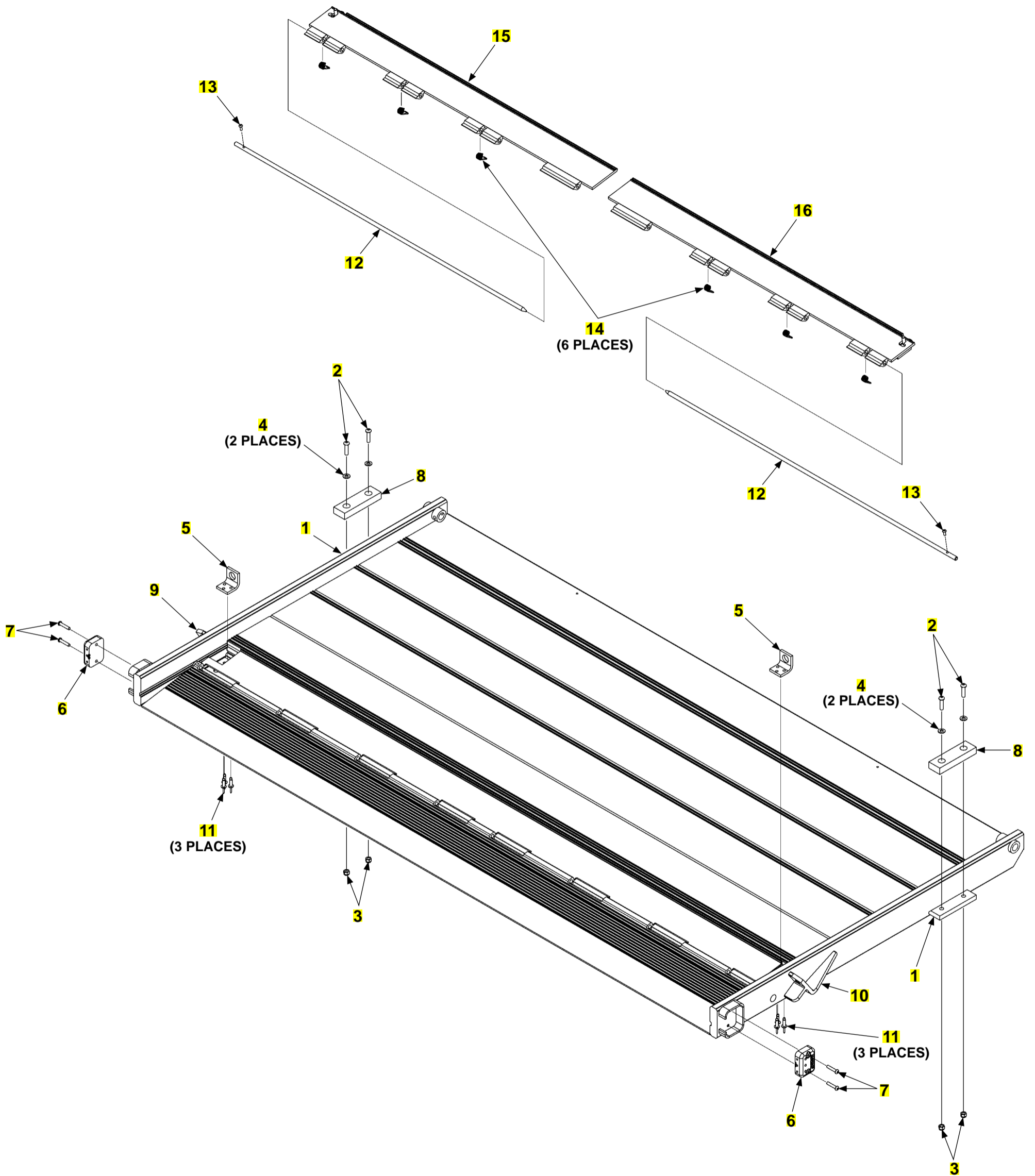
ITEM	QTY.	PART NO.	DESCRIPTION
REF	1	299165-657MG	F/O ASSY, AL80X30+12ACS,MG,BMR
		299165-667MG	F/O ASSY, AL85X30+12ACS,MG,BMR
1	2	287591-01	FLAT, AL, BUMPER HOLDER
2	4	902013-10	FLAT WASHER, 5/16"
3	4	900001-4	BUTTON HEAD SCREW, 5/16"-18 X 1-1/4" LG.
4	4	903106-10	NUT, NYL INSRT STOP.313 -18 SS
5	1	287587-01	BRACKET,U-BOLT HOLDER,LH F/O
6	2	907362-01	FLASHING SAFETY LIGHT
7	4	900719-08	SCREW,BUTTON.25-20 X1.25 SS
8	2	281369-01	CART STOP PIN, 1-1/8" DIA. X 2-11/16" LG.
9	2	900734-07	HEX HEAD SCREW,1/2"-13 X 1-3/4" LG.
10	2	261837-11	BUSHING, FLANGE, 1-1/8" I.D. X 3/4" LG.
11	2	903117-01	NYLON LOCK NUT, 1/2"-13
12	2	904717-06	ROLL PIN, 3/8" X 2" LG.
13	1	297849-01G	RAMP WLDMT, C/S 12X77.75, GALV
		297849-02G	RAMP WLDMT, C/S 12X82.75, GALV
14	2	225278-02	BUMPER, 3/4" x 1-1/2" x 5"
15	1	287587-02	BRACKET,U-BOLT HOLDER,RH F/O

FLIPOVER ASSEMBLY WITH DUAL CART STOPS (ALUMINUM)

LAST UPDATED
OCT 2018 to present

COMPLETE ASSEMBLY:

FLIPOVER ASSEMBLY WITH DUAL CART STOPS (ALUMINUM)



FLIPOVER ASSEMBLY WITH DUAL CART STOPS (ALUMINUM)

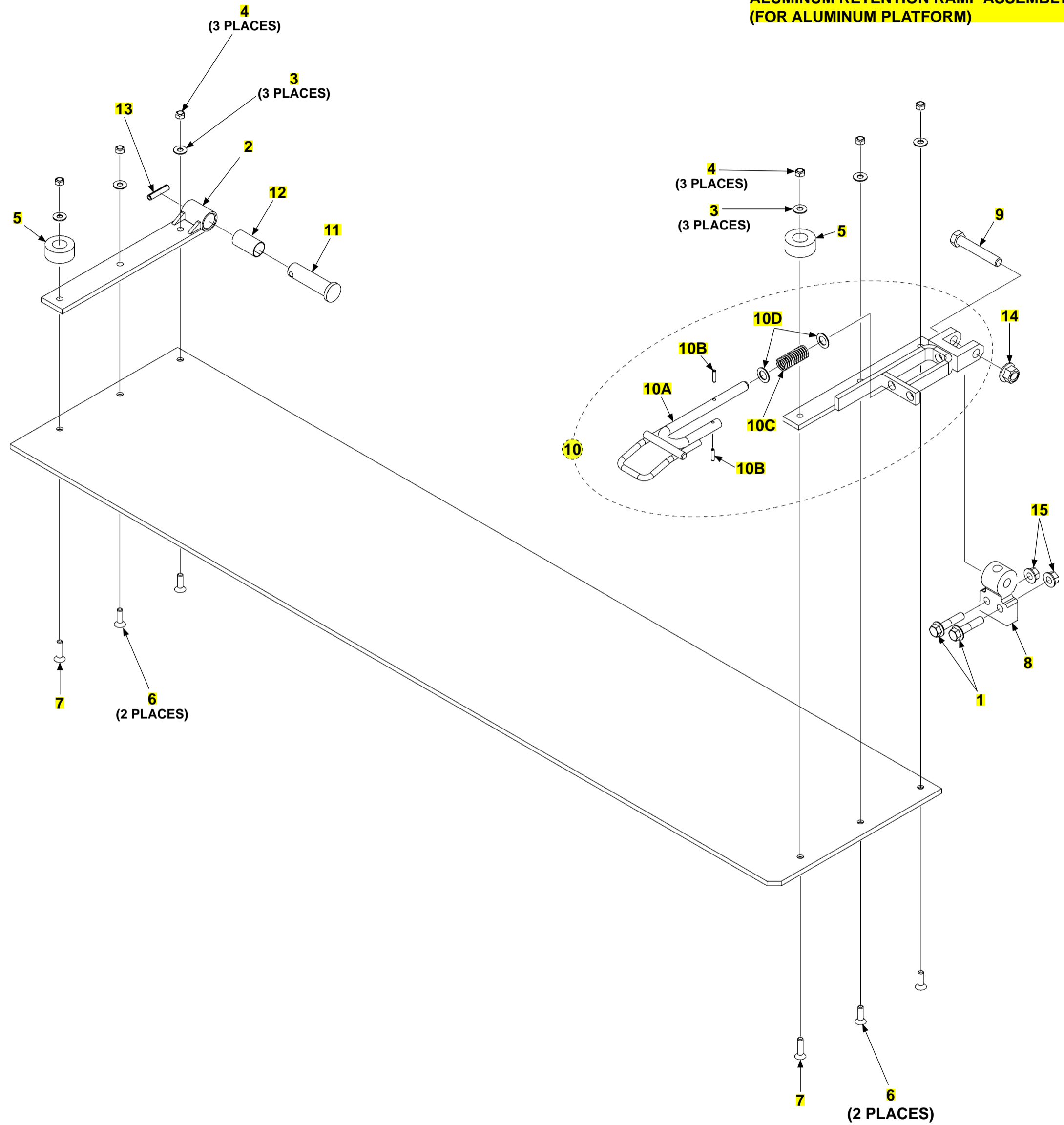
ITEM	QTY.	PART NO.	DESCRIPTION
REF	1	299194-6591MG	F/O ASSY, AL80X24+12DCS,MG,BMR
		299194-659MG	F/O ASSY, AL80X30+12DCS,MG,BMR
		299194-6691MG	F/O ASSY, AL85X24+12DCS,MG,BMR
		299194-669MG	F/O ASSY, AL85X30+12DCS,MG,BMR
1	2	287591-01	FLAT, AL, BUMPER HOLDER
2	4	900001-4	BUTTON SCREW, 5/16"-18 X 1-1/4" LG.
3	4	901001	NYLON LOCK NUT, 5/16"-18
4	4	902013-10	FLAT WASHER, 5/16"
5	2	297111-01	CATCH BRACKET, BMR
6	2	907362-01	FLASHING SAFETY LIGHT
7	4	900719-08	SCREW,BUTTON.25-20 X1.25 SS
8	2	225278-02	BUMPER
9	1	287587-01	BRACKET,U-BOLT HOLDER,LH F/O
10	1	287587-02	BRACKET,U-BOLT HOLDER,RH F/O
11	6	903719-04	RIVET,BL/DM,SS .25X.37-.5
12	2	287443-14	PIN, CART STOP, 39.88"LG
		287443-15	PIN, CART STOP, 42.38"LG
13	2	900722-03	SCREW,BTN 10-24 X.5,SS
14	6	282729-01	SPRING, C/S .08 WIRE, 302 SS
15	1	297068-04	CART STOP ASSY, DCS, 38.78" LG,LH
		297068-06	CART STOP ASSY, DCS, 41.29" LG,LH
16	1	297068-03	CART STOP ASSY, DCS, 38.78" LG,RH
		297068-05	CART STOP ASSY, DCS, 41.29" LG,RH

ALUMINUM RETENTION RAMP ASSEMBLY (FOR ALUMINUM PLATFORM)

LAST UPDATED
OCT 2016 to present

COMPLETE ASSEMBLY:

**ALUMINUM RETENTION RAMP ASSEMBLY
(FOR ALUMINUM PLATFORM)**



ALUMINUM RETENTION RAMP ASSEMBLY (FOR ALUMINUM PLATFORM)

ITEM	QTY.	PART NO.	DESCRIPTION
REF	1	286834-80	F/O WLDMT AL, 80X30
		286834-85	F/O WLDMT AL, 85X30
1	2	901024-3	HEX FRAME BOLT, 1/2"-13 X 2-1/4" LG.
2	1	253526-01	HINGE ARM WELDMENT, LH (GALVANIZED)
3	6	902001-2	FLAT WASHER, 3/8"
4	6	030955	NYLON LOCK NUT, 3/8"-16
5	2	253516	RUBBER BUMPER
6	4	900040-5	SCREW, FLAT SOCKET HEAD, 3/8"-16" X 1-1/4" LG.
7	2	900040-6	SCREW, FLAT SOCKET HEAD, 3/8"-16 X 1-1/2" LG.
8	1	287530-02	HINGE CASTING, BLACK
9	1	900055-11	HEX HEAD SCREW, 5/8"-11 X 3-3/4" LG.
10	1	287528-01	ARM ASSEMBLY, RH
10A	1	287575-01	PIN LOCKING WELDMENT
10B	2	904719-09	PIN, ROLL, Ø.188 X 1LG, SS
10C	1	908209-01	COMPRESSION SPRING
10D	2	903434-13	WASHER, FLAT, M16, SS
11	1	253528	PIN
12	1	253541	BEARING, SELF LUBE, 1" DIA. X 2" LG.
13	1	904717-05	ROLL PIN, 3/8" X 1-3/4" LG.
14	1	901023-04	LOCK NUT, FLANGE, 5/8"-11
15	2	901023	LOCK NUT, FLANGE, 1/2"-13

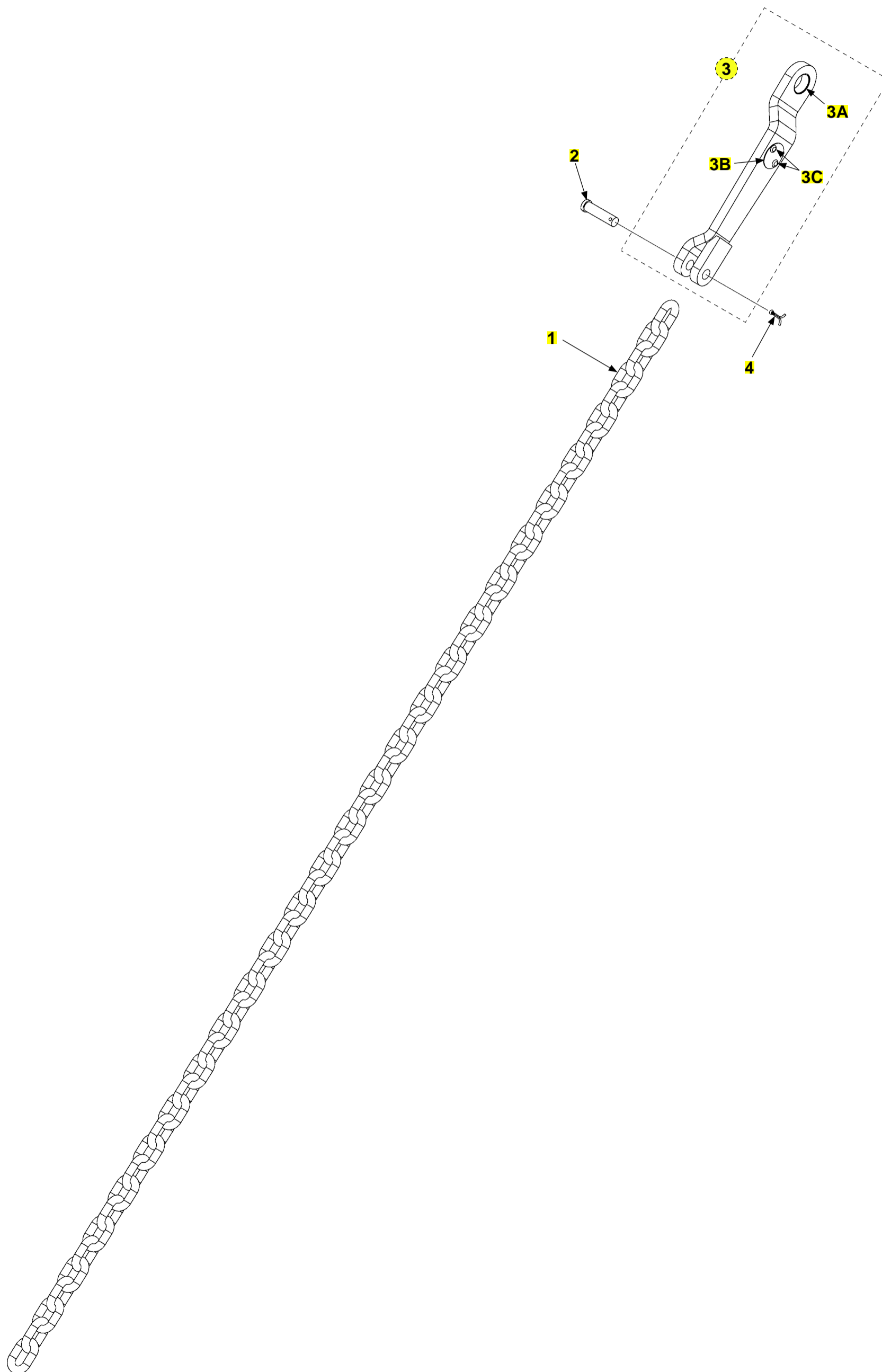
LEFT HAND CHAIN ASSEMBLY

LAST UPDATED
OCT 2018 to present

⚠ CAUTION

MAXON recommends replacing Left Hand & Right Hand platform support chains as a set. Possible harm to users or bystanders and/or equipment damage could result if chains are only replaced one at a time.

COMPLETE ASSEMBLY:
LEFT HAND CHAIN ASSEMBLY



LEFT HAND CHAIN ASSEMBLY

ITEM	QTY.	PART NO.	DESCRIPTION
REF	1	282867-17	CHAIN ASSY LH BMRA, 60" P/F
		282867-05	CHAIN ASSY LH BMRA, 60" P/F
		282867-15	CHAIN ASSY LH BMRA, 72" P/F
		282867-01	CHAIN ASSY LH BMRA, 72" P/F
		282867-09	CHAIN ASSY LH BMRA, 78" P/F
		282867-07	CHAIN ASSY LH BMRA, 84" P/F
1	1	282866-17	CHAIN, GALV, .38 X 62.10 LG
		282866-03	CHAIN, GALV, .38 X 63.25 LG
		282866-16	CHAIN, GALV, .38 X 71.52LG
		282866-01	CHAIN, GALV, .38 X 72.7LG
		282866-05	CHAIN, GALV, .38 X 78.5LG
		282866-04	CHAIN, GALV, .38 X 76.25LG
2	1	905136-01	CLEVIS PIN, 1/2" X 1-7/8" LG.
3	1	280505-01	TEAR DROP ASSEMBLY, LH
3A	1	260078	BEARING, SELF-LUBE
3B	1	260009	KEEP HANDS CLEAR (PLATE) (SEE DECAL SEC)
3C	2	207644-03	POP RIVET, 3/16" X .40" LG.
4	1	030805	COTTER PIN, 1/8" X 1" LG.

RIGHT HAND CHAIN ASSEMBLY

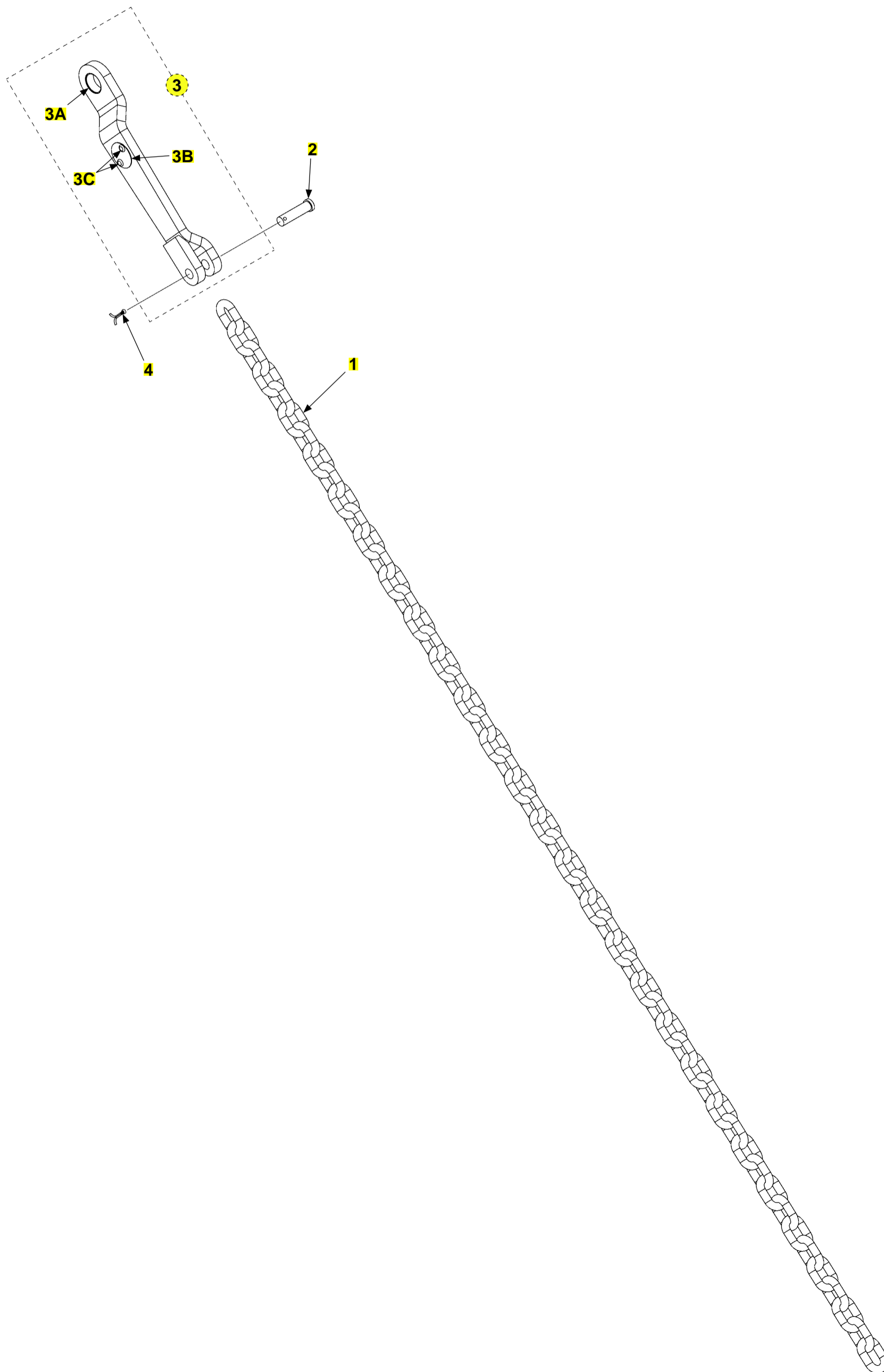
LAST UPDATED
OCT 2018 to present

⚠ CAUTION

MAXON recommends replacing Left Hand & Right Hand platform support chains as a set. Possible harm to users or bystanders and/or equipment damage could result if chains are only replaced one at a time.

COMPLETE ASSEMBLY:

RIGHT HAND CHAIN ASSEMBLY

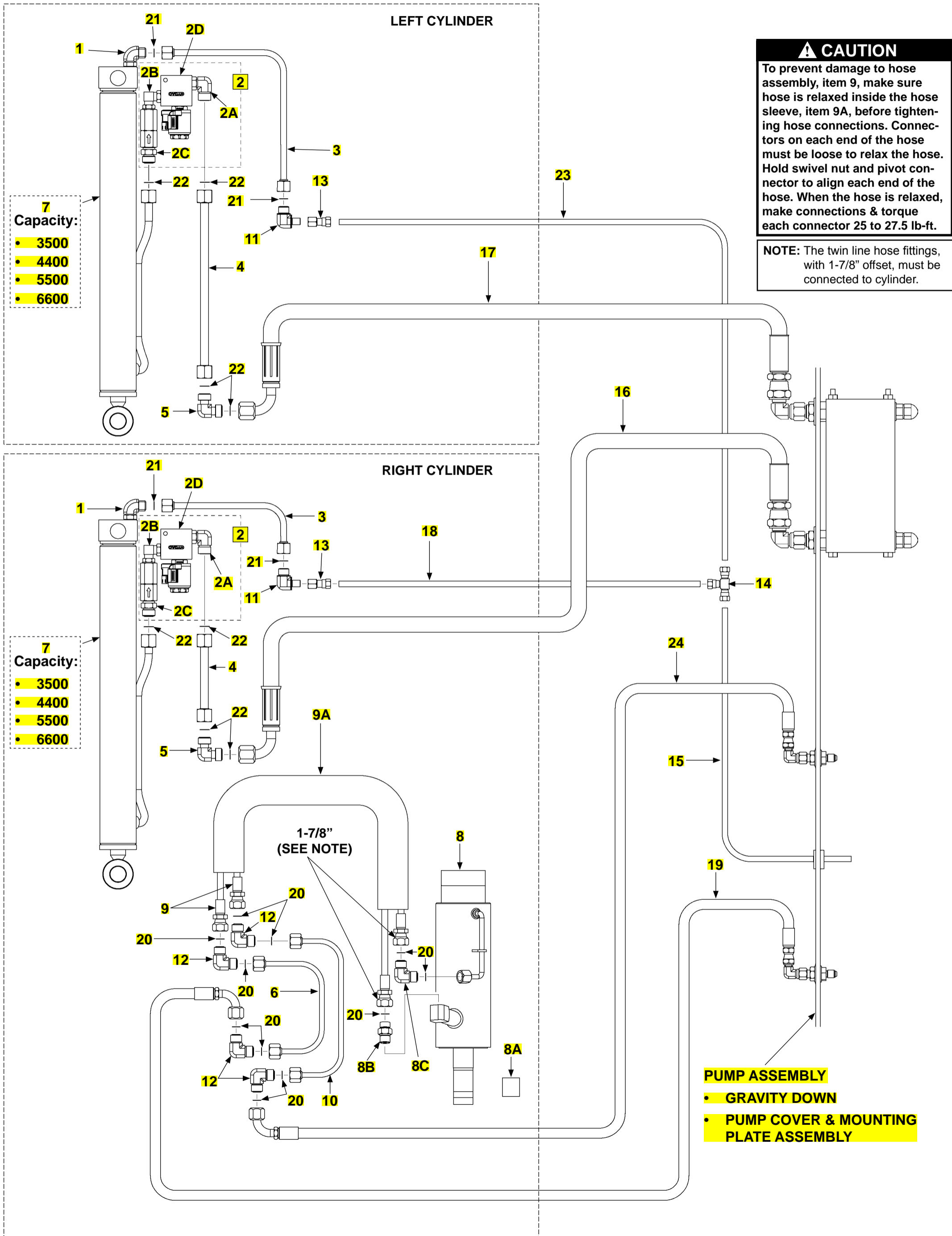


RIGHT HAND CHAIN ASSEMBLY

ITEM	QTY.	PART NO.	DESCRIPTION
REF	1	282867-18	CHAIN ASSY RH BMRA, 60" P/F
		282867-06	CHAIN ASSY RH BMRA, 60" P/F
		282867-16	CHAIN ASSY RH BMRA, 72" P/F
		282867-02	CHAIN ASSY RH BMRA, 72" P/F
		282867-10	CHAIN ASSY RH BMRA, 78" P/F
		282867-08	CHAIN ASSY RH BMRA, 84" P/F
1	1	282866-17	CHAIN, GALV, .38 X 62.10 LG
		282866-03	CHAIN, GALV, .38 X 63.25 LG
		282866-16	CHAIN, GALV, .38 X 71.52LG
		282866-01	CHAIN, GALV, .38 X 72.7LG
		282866-05	CHAIN, GALV, .38 X 78.5LG
		282866-04	CHAIN, GALV, .38 X 76.25LG
2	1	905136-01	CLEVIS PIN, 1/2" X 1-7/8" LG.
3	1	280505-02	TEAR DROP ASSEMBLY, RH
3A	1	260078	BEARING, SELF-LUBE
3B	1	260009	KEEP HANDS CLEAR (PLATE) (SEE DECAL SEC)
3C	2	207644-03	POP RIVET, 3/16" X .40" LG.
4	1	030805	COTTER PIN, 1/8" X 1" LG.

HYDRAULIC SYSTEMS - GRAVITY DOWN

LAST UPDATED
MAR 2022 to present

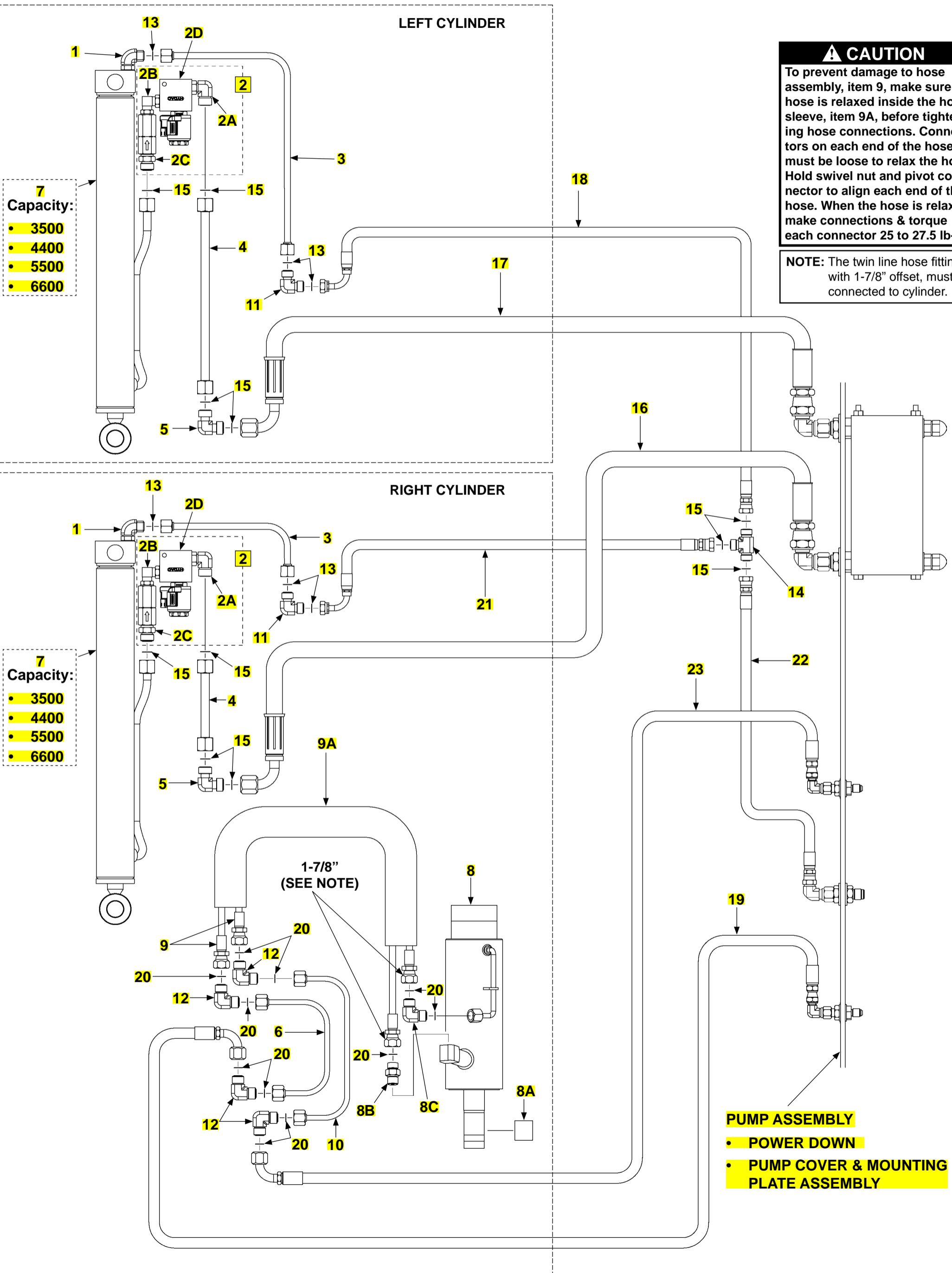


HYDRAULIC SYSTEMS - GRAVITY DOWN

ITEM	QTY.	PART NO.	DESCRIPTION
REF	1	211310-12	PUMP BOX ASSY. G/D 12V, BMR
		211310-24	BMR PUMP BOX GRAVITY DOWN 24V
1	2	906707-01	ELBOW, FACE SEAL, #6 M-M
2	2	288520-12	HYDRAULIC LOCK VALVE, 12 VDC
2A	2	905158	ELBOW STRAIGHT, FACE SEAL #8, O-RING, #6 M-M
2B	2	906722-01	ELBOW 90°, O-RING, #6 M-M
2C	2	288518-01	VALVE ASSEMBLY, PRESSURE COMPENSATED, 3 GPM
2D	2	282999-01	HYDRAULIC LOCK VALVE ASSEMBLY
3	2	286283-01	FACE SEAL TUBE ASSEMBLY, RETURN LINE
4	2	286282-01	FACE SEAL TUBE ASSEMBLY, LIFT LINE
5	2	906830-01	ELBOW 90°, FACE SEAL, #8 M-M
6	1	286296-01	TUBE ASSEMBLY, FACE SEAL, 1/4"
7.1	2	286335-01	CYL D/ACT, 1.75BX53.13XTRX1R
7.2	2	286335-02	CYL D/ACT, 2BX53.13STRX1R
8	1	286281-01	CYLINDER ASSEMBLY, 2-3/4" BORE, 5-1/4" STROKE
8A	1	253657	BEARING, SELF LUBE DIA. 1" I.D. X 1" LG.
8B	1	905179	CONNECTOR, FACE SEAL #4, O-RING, #6 M-M
8C	1	906792-01	UNION, ELBOW, F/S #4M-#4M 90°
9	1	296853-01	TWIN HOSE & CABLE ASSY, BMR
9A	1	099966-10	SLEEVE, EXPANDABLE, BRAIDED 1" ID BLACK, 40"L
10	1	286298-01	TUBE ASSEMBLY, FACE SEAL, 1/4"
11	2	905157	ELBOW, 3/8" FACE SEAL, 1/4" NPTF, M-M
12	4	906792-01	UNION, ELBOW, FACE SEAL #4M-#4M 90 DEG
13	2	905156	AIR BRAKE CONNECTOR
14	1	905155	TEE, UNION AIR BRAKE, 3/8"
15	1	099996-02	TUBING,.375 THERMOPLASTIC 7.0'
		099996-03	TUBING.375 THERMOPLASTIC 16.0'
		099996-10	TUBING,.375 THERMOPLASTIC 22.0
		099996-08	TUBING.375 THERMOPLASTIC 27.0'
		099996-09	TUBING,.375 THERMOPLASTIC 35.0
16	1	210877-01	H/A HP .38, F/S#8 90° F-JIC #8F 80IN
		210877-03	H/A HP .38, F/S#8 90° F-JIC #8F 196IN
		210877-13	H/A HP .38, F/S#8 90° F-JIC #8F 256IN
		210877-05	H/A HP .38, F/S#8 90° F-JIC #8F 316IN
		210877-09	H/A HP .38, F/S#8 90° F-JIC #8F 412IN
17	1	210877-02	H/A HP .38, F/S#8 90° F-JIC #8F 158IN
		210877-04	H/A HP .38, F/S#8 90° F-JIC #8F 274IN
		210877-14	H/A HP .38, F/S#8 90° F-JIC #8F 334IN
		210877-06	H/A HP .38, F/S#8 90° F-JIC #8F 394IN
		210877-10	H/A HP .38, F/S#8 90° F-JIC #8F 490IN
18	1	099996-06	TUBING,.375 THERMOPLASTIC,2.0'
19	1	210878-01	H/A HP .25, F/S#4 90° F-JIC #4F 72IN
		210878-02	H/A HP .25, F/S#4 90° F-JIC #4F 188IN
		210878-09	H/A HP .25, F/S#4 90° F-JIC #4F 248IN
		210878-03	H/A HP .25, F/S#4 90° F-JIC #4F 308IN
		210878-05	H/A HP .25, F/S#4 90° F-JIC #4F 404IN
20	13	906712-01	O-RING, #4 (1/4" FACE SEAL TUBE-END)
21	4	906712-02	O-RING, #6 (3/8" FACE SEAL TUBE-END)
22	8	906712-03	O-RING, #8 (1/2" FACE SEAL TUBE-END)
23	1	099996-05	TUBING,.375 THERMOPLASTIC 9.0'
24	1	210878-01-100	H/A HP .25, F/S#4 90° F-JIC #4F 72IN W/ YEL TAPE
		210878-02-100	H/A HP .25, F/S#4 90° F-JIC #4F 188IN W/ YEL TAPE
		210878-09-100	H/A HP .25, F/S#4 90° F-JIC #4F 248IN W/ YEL TAPE
		210878-03-100	H/A HP .25, F/S#4 90° F-JIC #4F 308IN W/ YEL TAPE
		210878-05-100	H/A HP .25, F/S#4 90° F-JIC #4F 404IN W/ YEL TAPE

CAUTION
To prevent damage to hose assembly, item 9, make sure hose is relaxed inside the hose sleeve, item 9A, before tightening hose connections. Connectors on each end of the hose must be loose to relax the hose. Hold swivel nut and pivot connector to align each end of the hose. When the hose is relaxed, make connections & torque each connector 25 to 27.5 lb-ft.

NOTE: The twin line hose fittings, with 1-7/8" offset, must be connected to cylinder.

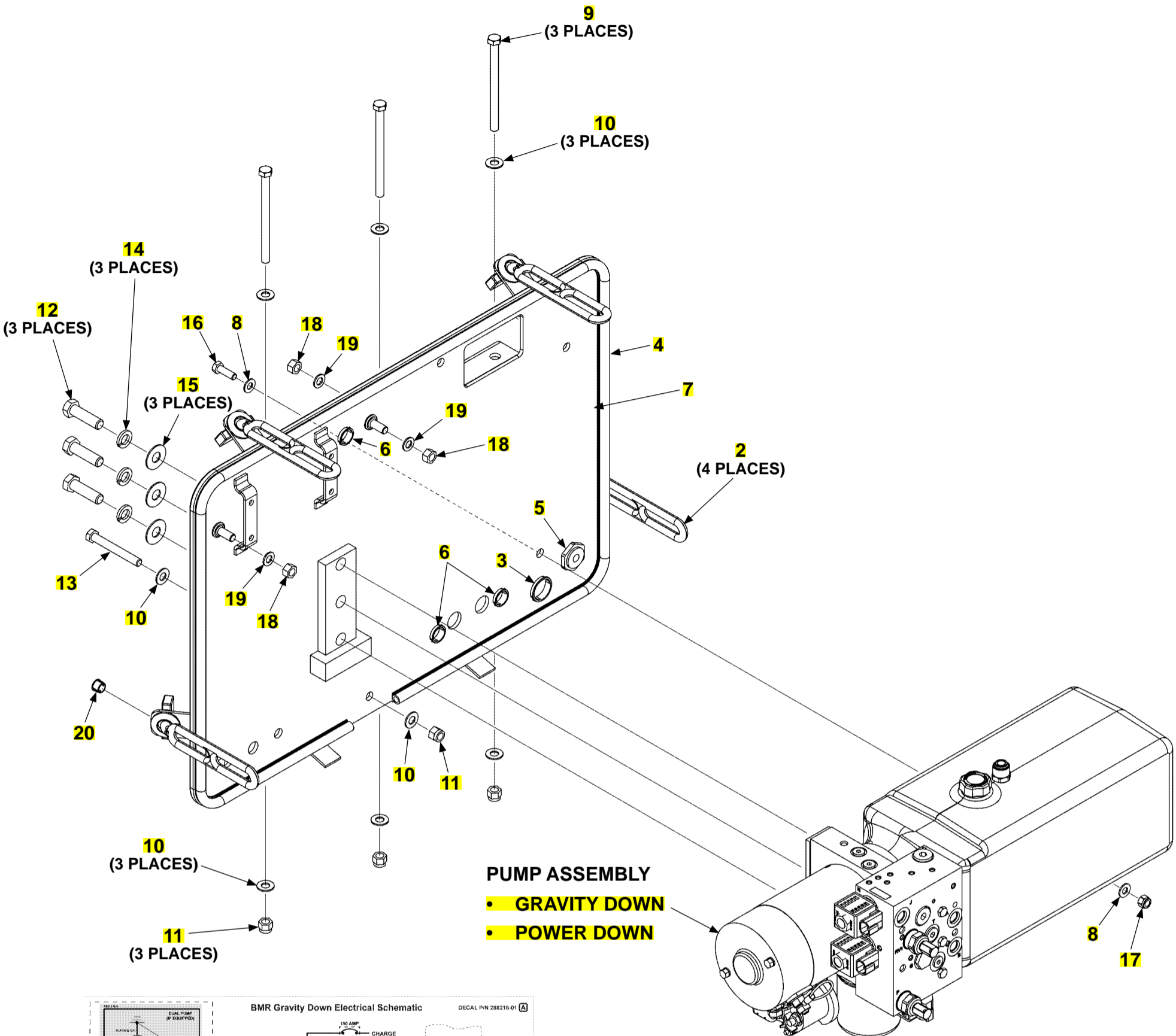


HYDRAULIC SYSTEMS - POWER DOWN

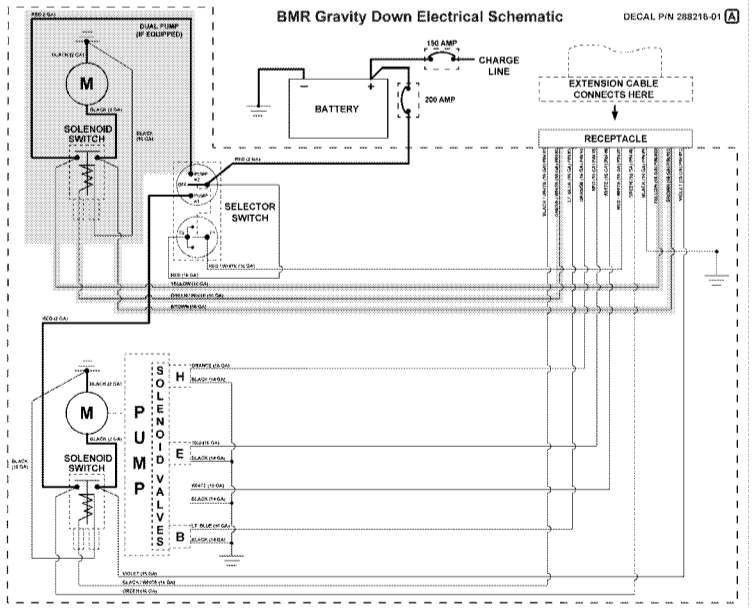
	QTY.	PART NO.	DESCRIPTION
REF	1	211300-12	PUMP BOX ASSY. P/D 12V, BMR
		211300-24	BMR PUMP BOX POWER DOWN 24V
1	2	906707-01	ELBOW, FACE SEAL, #6 M-M
2	2	288520-12	HYDRAULIC LOCK VALVE, 12 VDC
2A	2	905158	ELBOW STRAIGHT, FACE SEAL #8, O-RING, #6 M-M
2B	2	906722-01	ELBOW 90°, O-RING, #6 M-M
2C	2	288518-01	VALVE ASSEMBLY, PRESSURE COMPENSATED, 3 GPM
2D	2	282999-01	HYDRAULIC LOCK VALVE ASSEMBLY
3	2	286283-01	FACE SEAL TUBE ASSEMBLY, RETURN LINE
4	2	286282-01	FACE SEAL TUBE ASSEMBLY, LIFT LINE
5	2	906830-01	ELBOW 90°, FACE SEAL, #8 M-M
6	1	286296-01	TUBE ASSEMBLY, FACE SEAL, 1/4"
7.1	2	286335-01	CYL D/ACT, 1.75BX53.13XTRX1R
7.2	2	286335-02	CYL D/ACT, 2BX53.13STRX1R
8	1	286281-01	CYLINDER ASSEMBLY, 2-3/4" BORE, 5-1/4" STROKE
8A	1	253657	BEARING, SELF LUBE DIA. 1" I.D. X 1" LG.
8B	1	905179	CONNECTOR, FACE SEAL #4, O-RING, #6 M-M
8C	1	906792-01	UNION, ELBOW, F/S #4M-#4M 90°
9	1	296853-01	TWIN HOSE & CABLE ASSY, BMR
9A	1	099966-10	SLEEVE, EXPANDABLE, BRAIDED 1" ID BLACK, 40"L
10	1	286298-01	TUBE ASSEMBLY, FACE SEAL, 1/4"
11	2	906829-01	UNION, ELBOW, F/S #6M-#6M 90DEG
12	4	906792-01	UNION, ELBOW, FACE SEAL #4M-#4M 90 DEG
13	6	906712-02	O-RING, #6 (3/8" FACE SEAL TUBE-END)
14	1	905150	TEE, UNION 3/8 F.S. MALE, 6-JLO
15	11	906712-03	O-RING, #8 (1/2" FACE SEAL TUBE-END)
16	1	210877-01	H/A HP .38, F/S#8 90° F-JIC #8F 80IN
		210877-03	H/A HP .38, F/S#8 90° F-JIC #8F 196IN
		210877-13	H/A HP .38, F/S#8 90° F-JIC #8F 256IN
		210877-05	H/A HP .38, F/S#8 90° F-JIC #8F 316IN
		210877-09	H/A HP .38, F/S#8 90° F-JIC #8F 412IN
17	1	210877-02	H/A HP .38, F/S#8 90° F-JIC #8F 158IN
		210877-04	H/A HP .38, F/S#8 90° F-JIC #8F 274IN
		210877-14	H/A HP .38, F/S#8 90° F-JIC #8F 334IN
		210877-06	H/A HP .38, F/S#8 90° F-JIC #8F 394IN
		210877-10	H/A HP .38, F/S#8 90° F-JIC #8F 490IN
18	1	264294-02	HOSE/A HP 1/4F/S690DECF/S6F100
19	1	210878-01	H/A HP .25, F/S#4 90° F-JIC #4F 72IN
		210878-02	H/A HP .25, F/S#4 90° F-JIC #4F 188IN
		210878-09	H/A HP .25, F/S#4 90° F-JIC #4F 248IN
		210878-03	H/A HP .25, F/S#4 90° F-JIC #4F 308IN
		210878-05	H/A HP .25, F/S#4 90° F-JIC #4F 404IN
20	11	906712-01	O-RING, #4 (1/4" FACE SEAL TUBE-END)
21	1	264294-03	H/A HP 1/4, F/S #6F-F/S#6F,24"
22	1	210879-01	H/A HP .25, F/S #6F - JIC #6F, 50IN
		210879-02	H/A HP .25, F/S #6F - JIC #6F, 166IN
		210879-06	H/A HP .25, F/S #6F - JIC #6F, 226IN
		210879-03	H/A HP .25, F/S #6F - JIC #6F, 286IN
		210879-04	H/A HP .25, F/S #6F - JIC #6F, 382IN
23	1	210878-01-100	H/A HP .25, F/S#4 90° F-JIC #4F 72IN W/ YEL TAPE
		210878-02-100	H/A HP .25, F/S#4 90° F-JIC #4F 188IN W/ YEL TAPE
		210878-09-100	H/A HP .25, F/S#4 90° F-JIC #4F 248IN W/ YEL TAPE
		210878-03-100	H/A HP .25, F/S#4 90° F-JIC #4F 308IN W/ YEL TAPE
		210878-05-100	H/A HP .25, F/S#4 90° F-JIC #4F 404IN W/ YEL TAPE

PUMP COVER AND MOUNTING PLATE ASSEMBLY

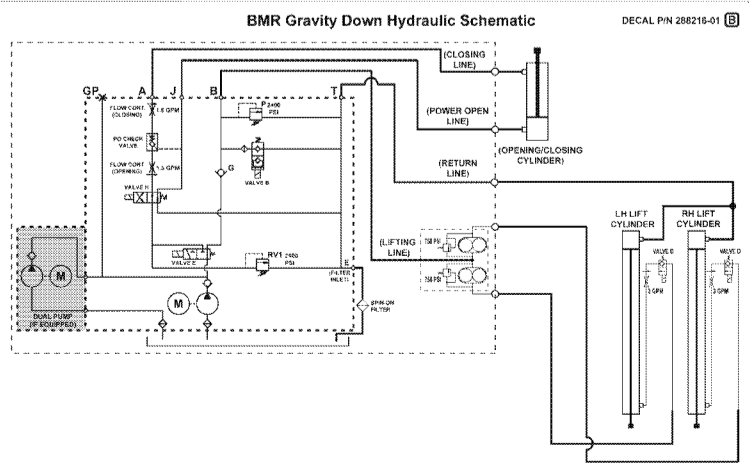
LAST UPDATED
MAR 2022 to present



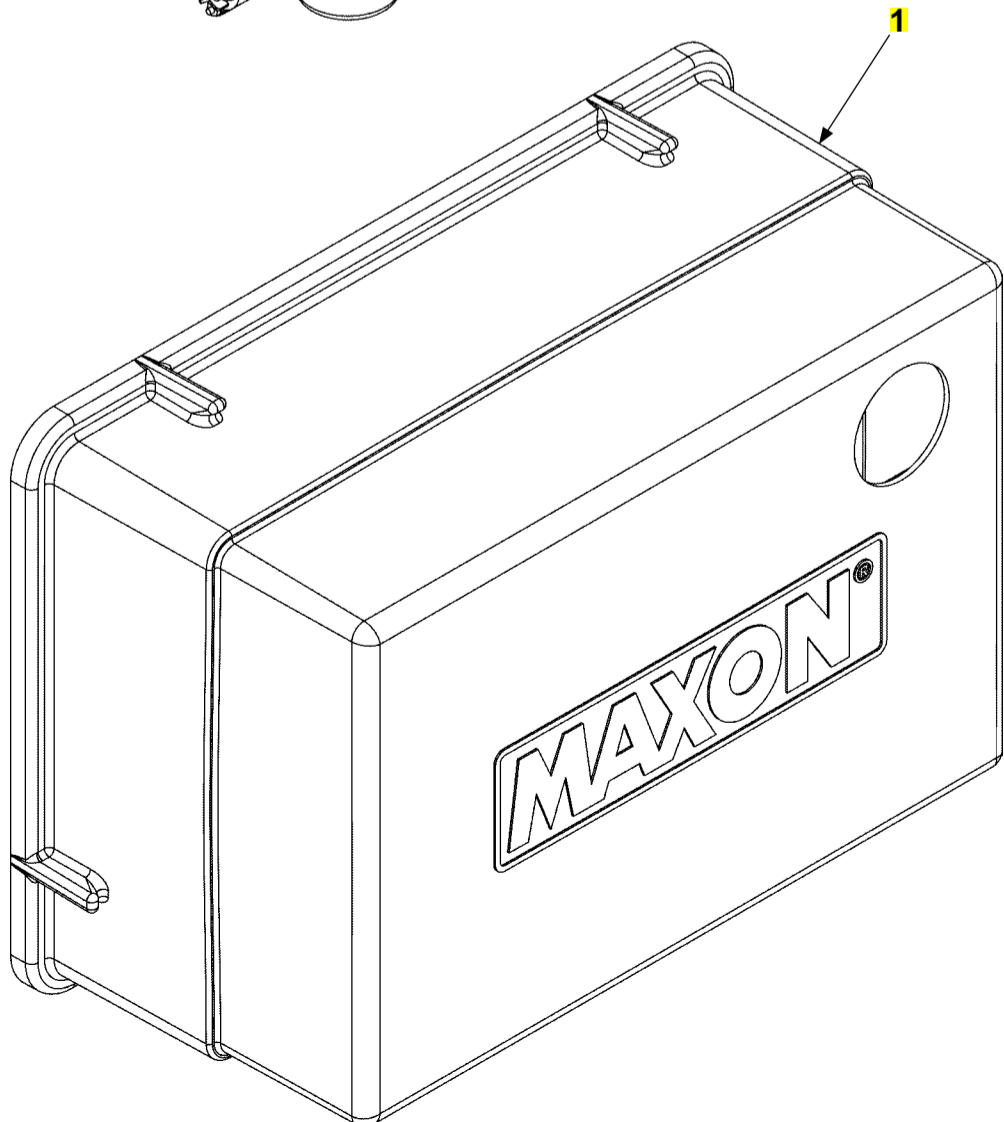
PUMP ASSEMBLY
 • GRAVITY DOWN
 • POWER DOWN



DECAL SHEET 288216 DECAL A



DECAL SHEET 288216 DECAL B



PUMP COVER AND MOUNTING PLATE ASSEMBLY

ITEM	QTY.	PART NO.	DESCRIPTION
1	1	212760-01	BMR PUMP BOX COVER ASSY. GD
		212760-02	BMR PUMP BOX COVER ASSY. PD
2	4	908193-01	RUBBER LATCH
3	1	908081-06	PLUG, NYLON, FOR Ø1.25 HOLE
4	7.22 FT	093229-01	NEOPRENE BULB TRIM SEAL .19
5	1	268034-03	CORD GRIP, NYLON, 3/4" X 3/8" I.D.
6	3	908081-04	NYLON PLUG, 7/8"
7	1	211305-01G	PUMP MOUNT PLATE WLDMT GALV, BMR
8	2	902013-10	WASHER, FLAT 5/16" SAE, ZC
9	3	900014-16	HEX CAP SCREW, 3/8"-16 X 5" LG, GRADE 8
10	8	902013-11	FLAT WASHER, 3/8"
11	4	901002	NYLON NUT, 3/8"-16
12	3	900035-4	HEX HEAD CAP SCREW, 1/2"-13 X 1-3/4" LG.
13	1	900014-11	SCREW,HEX CAP.38-16X3 GR8, ZC
14	3	902011-6	WASHER, LOCK 1/2X1/8 ZC
15	3	903409-05	FENDER WASHER, 9/16" I.D. X 1-1/4" O.D.
16	1	901602-06	HEX HEAD BOLT, 5/16"-18 X 1" LG.
17	1	903106-10	NYLON NUT, 5/16"-18
18	3	901011-5	HEX HEAD NUT, 3/8"-16
19	3	902028-6	FLAT WASHER, 11/16" O.D. X 3/8" I.D.
20	1	908081-01	PLUG, NYLON, FOR .5DIA HOLE
	1	288216-01	DECAL SHEET, BMR GD SCHEMATIC
		288216-02	DECAL SHEET, BMR PD SCHEMATIC

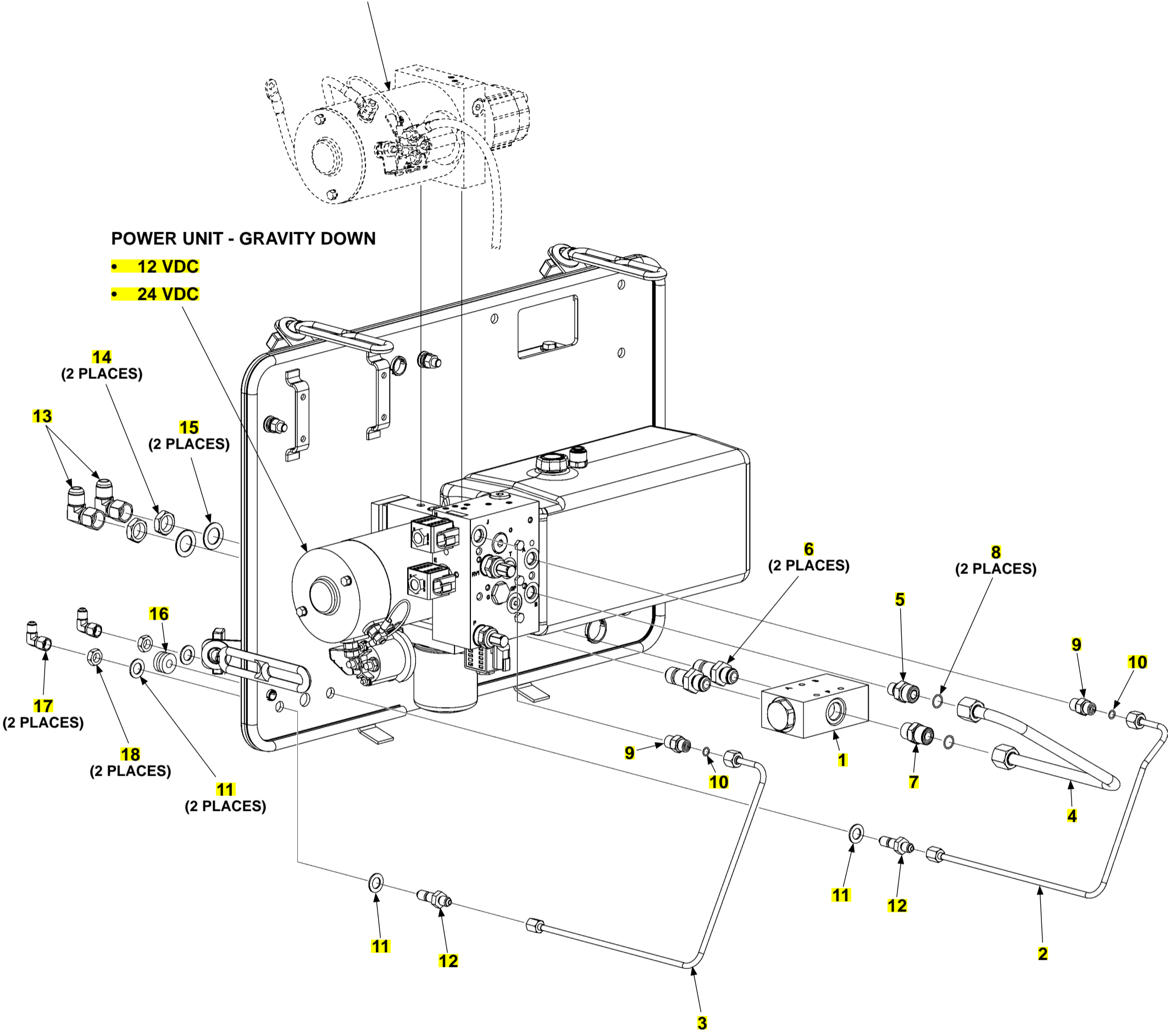
PUMP ASSEMBLY - GRAVITY DOWN

LAST UPDATED
MAR 2022 to present

SECONDARY POWER UNIT (OPTIONAL)

POWER UNIT - GRAVITY DOWN

- 12 VDC
- 24 VDC



PUMP ASSEMBLY - GRAVITY DOWN

ITEM	QTY.	PART NO.	DESCRIPTION
1	1	211333-01	HIGH ACCURANCY FLOW DIVIDER, BMR
2	1	211308-01	F/S TUBE ASSY .25OD, FOLDING LINE, BMR
3	1	287664-01	FACE SEAL TUBE ASSEMBLY, 1/4"
4	1	287667-01	FACE SEAL TUBE ASSEMBLY, 1/2"
5	1	906762-01	CONNECTOR, #8 FACE SEAL, #6 O-RING, M-M
6	2	261461	BULKHEAD UNION, 37°, TWIN FLARE
7	1	905173-02	CONNECTOR, ORIFICE FACE SEAL, #8
8	2	906712-03	O-RING, #8, 1/2" FACE SEAL, TUBE END
9	2	905179	CONNECTOR, #4 FACE SEAL, #6 O-RING, M-M
10	2	906712-01	O-RING, #4 (1/4" FACE SEAL TUBE-END)
11	4	902000-14	WASHER, FLAT .500X.063 THK
12	2	905096	BULKHEAD UNION FITTING, M, #4
13	2	260120	ELBOW, 90°, #8M - #8F
14	2	261462	BULKHEAD NUT, 37°, TWIN FLARE
15	2	902028-12	WASHER,FLAT 1.250 OD X .757 ID
16	1	263981	GROMMET, 3/8" X 5/8"-
17	2	905027	ELBOW, 37°, NUT, #4
18	2	905085	BULKHEAD NUT, #4

PUMP ASSEMBLY - POWER DOWN

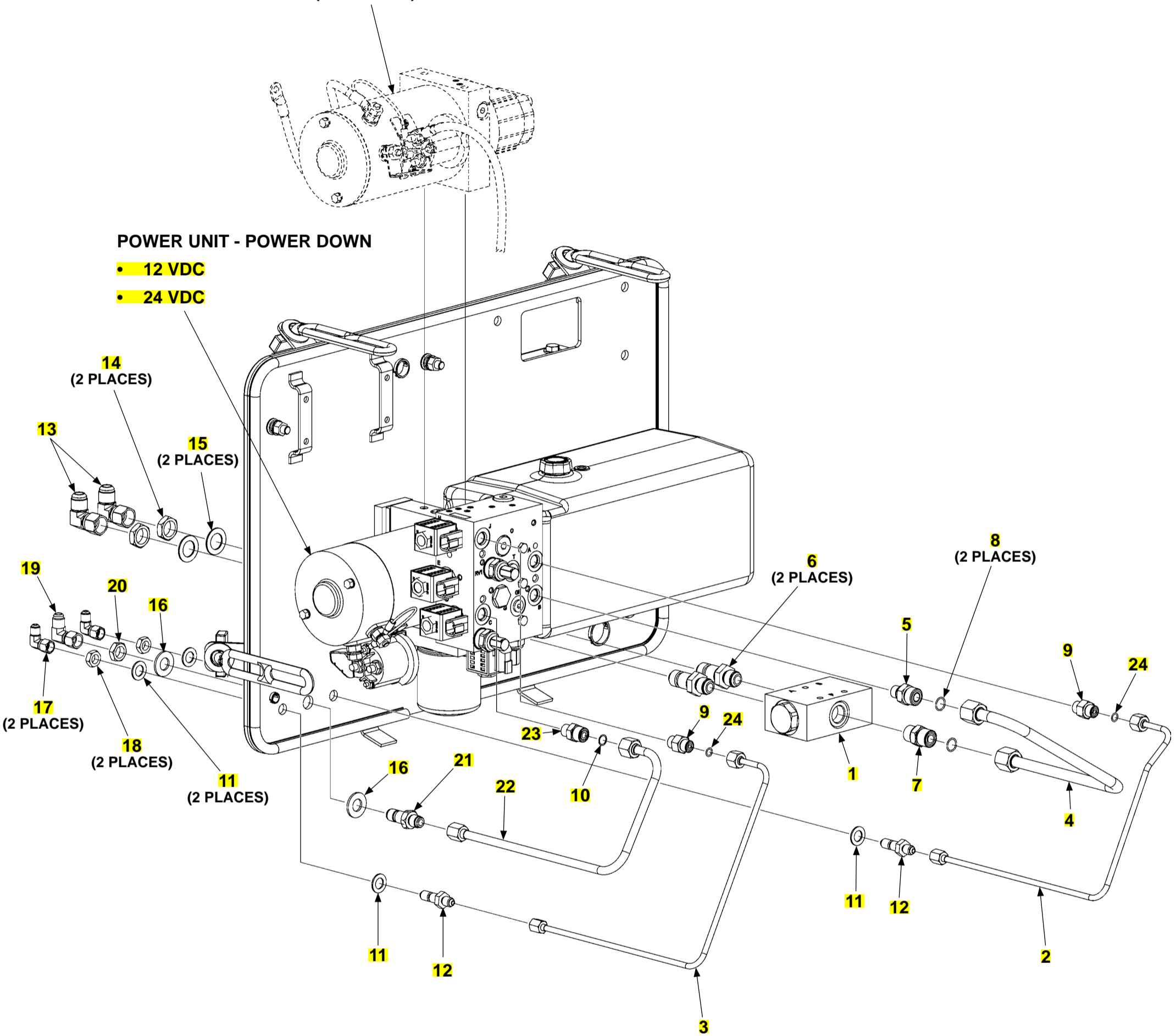
LAST UPDATED
MAR 2022 to present

SECONDARY POWER UNIT (OPTIONAL)

POWER UNIT - POWER DOWN

• 12 VDC

• 24 VDC



PUMP ASSEMBLY - POWER DOWN

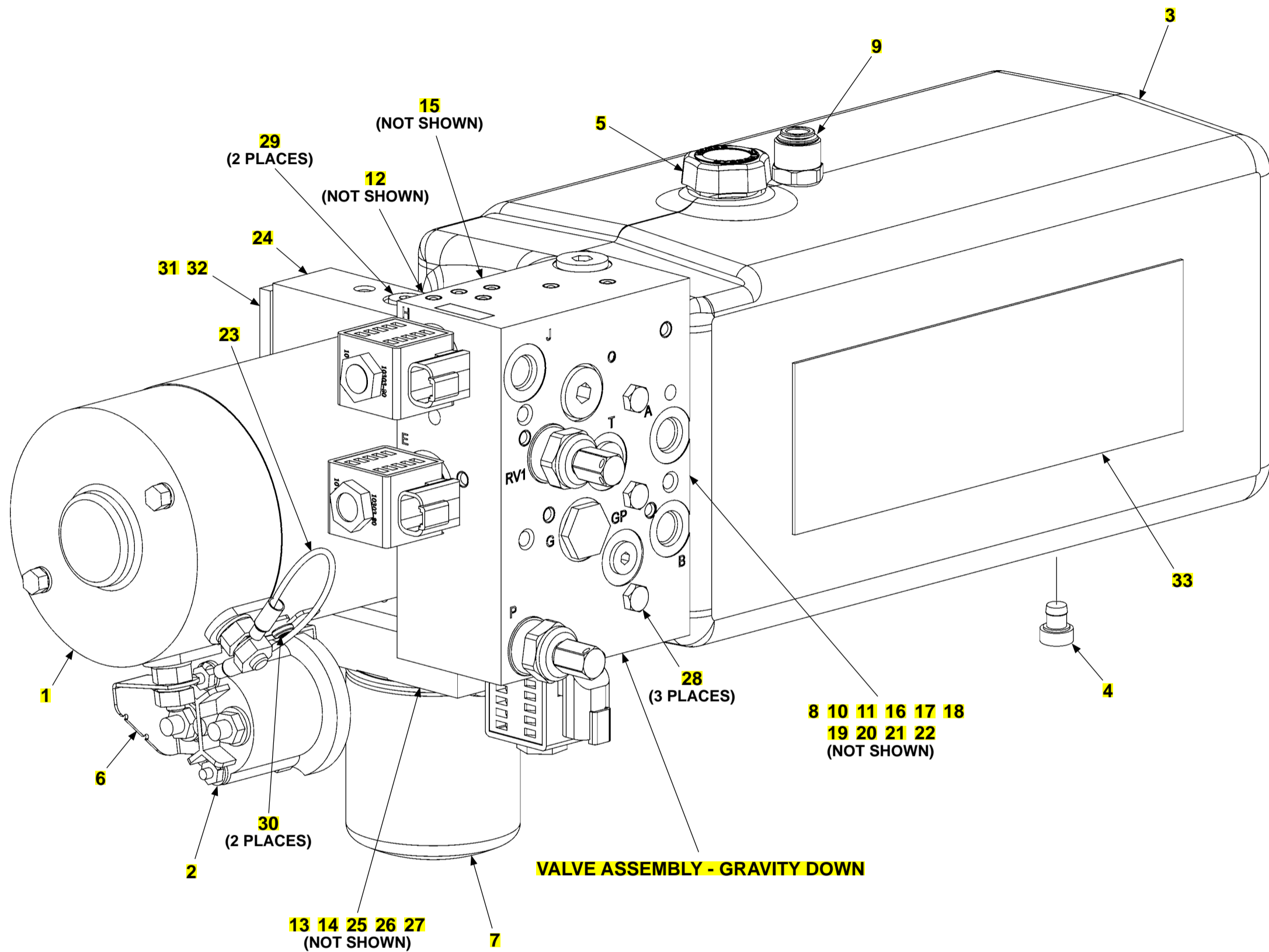
ITEM	QTY.	PART NO.	DESCRIPTION
1	1	211333-01	HIGH ACCURANCY FLOW DIVIDER, BMR
2	1	211308-01	F/S TUBE ASSY .25OD, FOLDING LINE, BMR
3	1	287664-01	FACE SEAL TUBE ASSEMBLY, 1/4"
4	1	287667-01	FACE SEAL TUBE ASSEMBLY, 1/2"
5	1	906762-01	CONNECTOR, #8 FACE SEAL, #6 O-RING, M-M
6	2	261461	BULKHEAD UNION, 37°, TWIN FLARE
7	1	905173-02	CONNECTOR, ORIFICE FACE SEAL, #8
8	2	906712-03	O-RING, #8, 1/2" FACE SEAL, TUBE END
9	2	905179	CONNECTOR, #4 FACE SEAL, #6 O-RING, M-M
10	1	906712-02	O-RING, #6, 3/8" FACE SEAL, TUBE END
11	4	902000-14	WASHER, FLAT .500X.063 THK
12	2	905096	BULKHEAD UNION FITTING, M, #4
13	2	260120	ELBOW, 90°, #8M - #8F
14	2	261462	BULKHEAD NUT, 37°, TWIN FLARE
15	2	902028-12	WASHER,FLAT 1.250 OD X .757 ID
16	2	902013-14	FLAT WASHER, 9/16"
17	2	905027	ELBOW, 37°, NUT, #4
18	2	905085	BULKHEAD NUT, #4
19	1	905154	ELBOW, 90°, #6M - #6F
20	1	905086	BULKHEAD NUT, #6
21	1	905100	BULKHEAD UNION FITTING, M, #6
22	1	287666-01	FACE SEAL TUBE ASSEMBLY, 3/8"
23	1	905173	CONNECTOR, ORIFICE FACE SEAL, #6
24	2	906712-01	O-RING, #4 (1/4" FACE SEAL TUBE-END)

12 VDC POWER UNIT - GRAVITY DOWN

LAST UPDATED
MAR 2022 to present

COMPLETE ASSEMBLY:

12 VDC POWER UNIT - GRAVITY DOWN



12 VDC POWER UNIT - GRAVITY DOWN

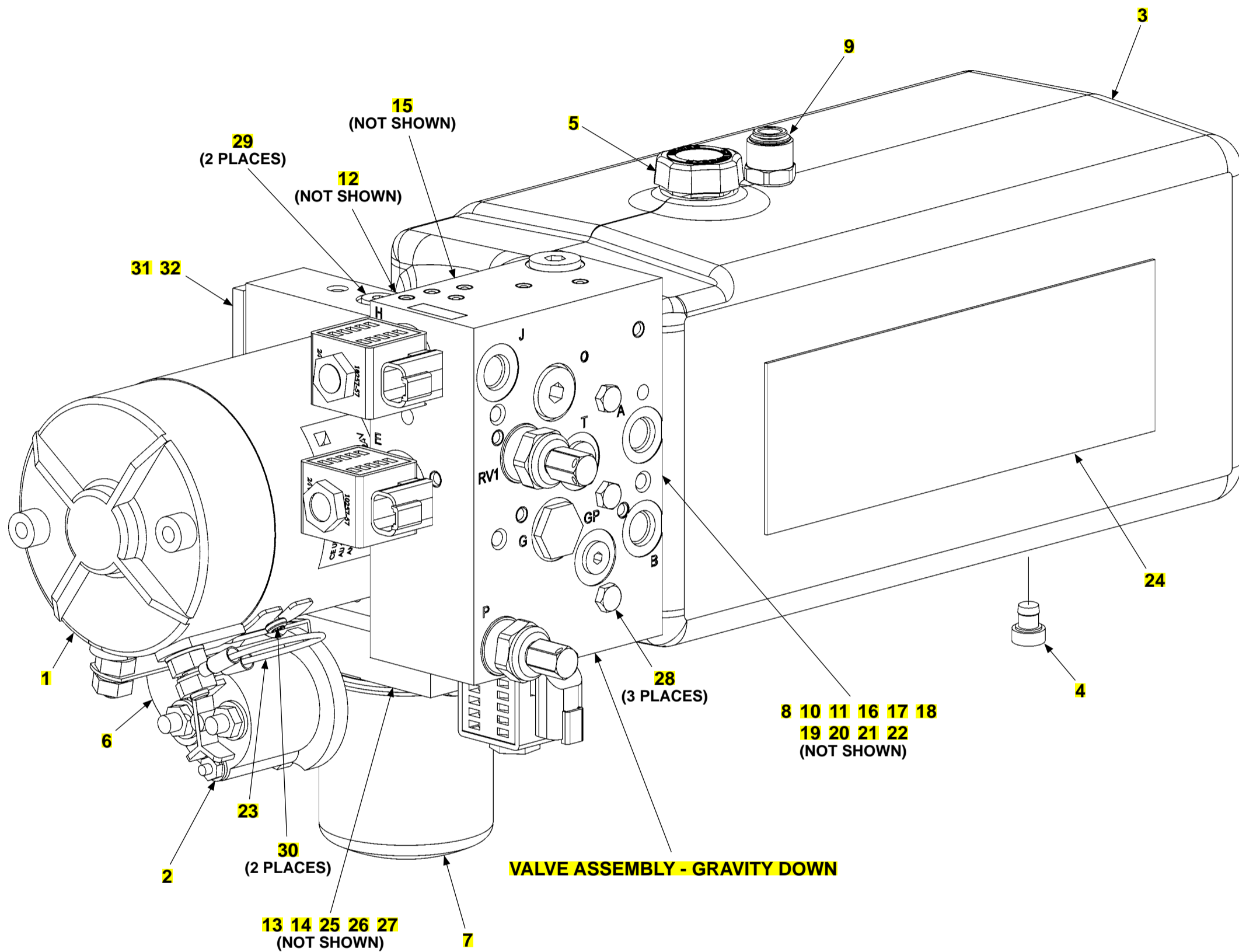
ITEM	QTY.	PART NO.	DESCRIPTION
REF	1	211960-12	12VDC POWER UNIT 203.1, GD, BMR
1	1	297552	MOTOR,DC,12V,4.5in,2 TERM,LONG
2	1	269339	SWITCH,SOL ACT MTR ST, 12 VDC
3	1	298530-01	BMR PUMP RESERVOIR, KIT, BOTH GD & PD
4	1	287282	PLUG.SAE O-RING, 9/49-18, HEX, SO
5	1	287281	PLUG,RESEV,BREATH-FILLER
6	1	286599	STRAP, MOTOR-COLENOID CONNECTING
7	1	297573	FILTER,ELEMNT SPIN-ON,MINI,25 MICRON
8	1	297578	PUMP,AP100/2.5,EXT TANG,NO CVRS
9	1	297551	FITTING,CONNECTOR,3/8TUBEX1/8NPTMALE
10	2	269331	FILTER, SCREEN M-SERIES SUCT.
11	2	290141	TUBE, SUCT 90,H/MT,M-400, 3/8NPT
12	1	287277	CLAM,HOSE,WORM GEAR RSV, M-SER
13	1	297565	O-RING,0.50 X 0.63 X 0.06 -014
14	1	297566	O-RING,0.88 X 1.00 X 0.06 -020
15	2	211353	PLATE, OVERMOLDED O-RING
16	1	299145	TUBE, 90DEG, 3/8 NPTF, EXPD END
17	1	297577	TUBE,90 DEG,3/8 NPTF
18	1	269328	COVER REAR,AP100 309,.375 NPT
19	1	269326	O-RING,SHAPED,REAR COVER,AP100
20	4	297582	SCREW,SOCKET HEAD CAP,M8 X 75,GRADE 12.9
21	2	297564	PIN,DOWEL,5MM X 7MM,AP100
22	1	269324	O-RING,SHAPED,UP100 & UP110
23	1	297833	WIRE ASSY, CNTRL, 16AWG, HS, RING
24	1	211352	BASE ASSY, M3598, AP100, STD MTR
25	1	297569	ADAPTER,PLATE,SPIN-ON FILTER
26	4	297571	SCREW,H.H CAP,1/4-20 X 1-1/2
27	1	297572	CONNECTOR,3/4 SAE X 3/4 JIC
28	3	297575	SCREW,HHC,1/4-20X3,GRADE8,ZINC
29	2	297585	PLUG, SAE O-RING, 7/16-20, HEX, SO
30	2	269340	SCREW,PAN HD,TORX,10-32X5/16
31	2	297548	PIN,SPLIT,3/16 X 1/2
32	1	297568	ADAPTER,RISER,1/4INSPACR,5 1/4SQ BASE
33	1	282927-01	DECAL, BMRB OIL LEVEL

24 VDC POWER UNIT - GRAVITY DOWN

LAST UPDATED
MAR 2022 to present

COMPLETE ASSEMBLY:

24 VDC POWER UNIT - GRAVITY DOWN



24 VDC POWER UNIT - GRAVITY DOWN

ITEM	QTY.	PART NO.	DESCRIPTION
REF	1	211960-24	24VDC POWER UNIT 203.1, GD, BMR
1	1	269351	MOTOR DC 24 VOLT 2 TERM
2	1	284080-02	SWITCH, SOLENOID ASSY, 24VDC
3	1	298530-01	BMR PUMP RESERVOIR, KIT, BOTH GD & PD
4	1	287282	PLUG.SAE O-RING, 9/49-18, HEX, SO
5	1	287281	PLUG,RESEV,BREATHER-FILLER
6	1	269341	STRAP,MOTOR-SOLENOID CONNECTION
7	1	297573	FILTER,ELEMNT SPIN-ON,MINI,25 MICRON
8	1	297578	PUMP,AP100/2.5,EXT TANG,NO CVRS
9	1	297551	FITTING,CONNECTOR,3/8TUBEX1/8NPTMALE
10	2	269331	FILTER, SCREEN M-SERIES SUCT.
11	2	290141	TUBE, SUCT 90,H/MT,M-400, 3/8NPT
12	1	287277	CLAM,HOSE,WORM GEAR RSV, M-SER
13	1	297565	O-RING,0.50 X 0.63 X 0.06 -014
14	1	297566	O-RING,0.88 X 1.00 X 0.06 -020
15	2	211353	PLATE, OVERMOLDED O-RING
16	1	299145	TUBE, 90DEG, 3/8 NPTF, EXPD END
17	1	297577	TUBE,90 DEG,3/8 NPTF
18	1	269328	COVER REAR,AP100 309,.375 NPT
19	1	269326	O-RING,SHAPED,REAR COVER,AP100
20	4	297582	SCREW,SOCKET HEAD CAP,M8 X 75,GRADE 12.9
21	2	297564	PIN,DOWEL,5MM X 7MM,AP100
22	1	269324	O-RING,SHAPED,UP100 & UP110
23	1	297833	WIRE ASSY, CNTRL, 16AWG, HS, RING
24	1	282927-01	DECAL, BMRB OIL LEVEL
25	1	297569	ADAPTER,PLATE,SPIN-ON FILTER
26	4	297571	SCREW,H.H CAP,1/4-20 X 1-1/2
27	1	297572	CONNECTOR,3/4 SAE X 3/4 JIC
28	3	297575	SCREW,HHC,1/4-20X3,GRADE8,ZINC
29	2	297585	PLUG, SAE O-RING, 7/16-20, HEX, SO
30	2	269340	SCREW,PAN HD,TORX,10-32X5/16
31	2	297548	PIN,SPLIT,3/16 X 1/2
32	1	297568	ADAPTER,RISER,1/4INSPACR,5 1/4SQ BASE

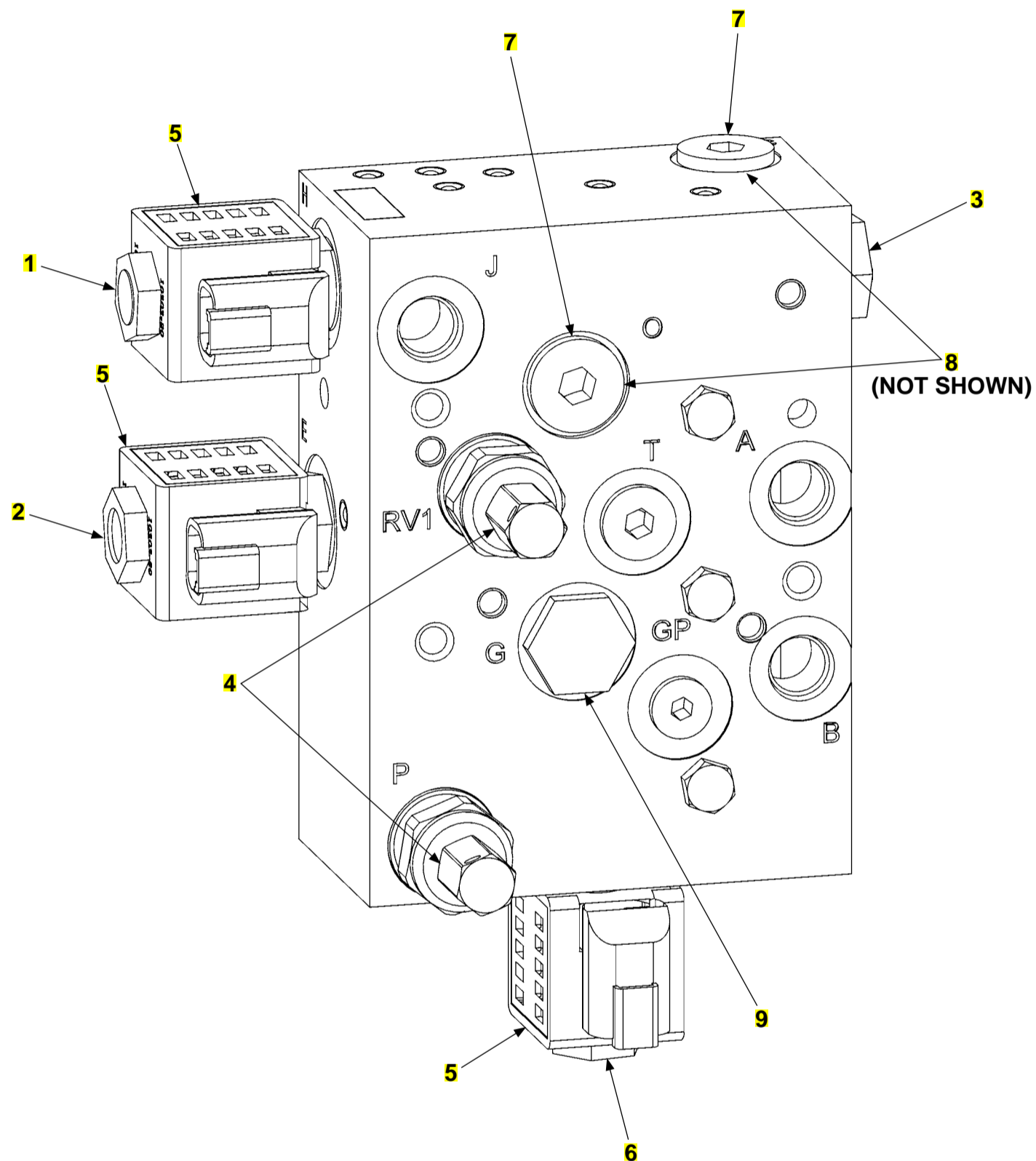
VALVE ASSEMBLY - GRAVITY DOWN

LAST UPDATED
MAR 2022 to present

COMPLETE ASSEMBLY:

12V VALVE ASSEMBLY - GRAVITY DOWN

24V VALVE ASSEMBLY - GRAVITY DOWN



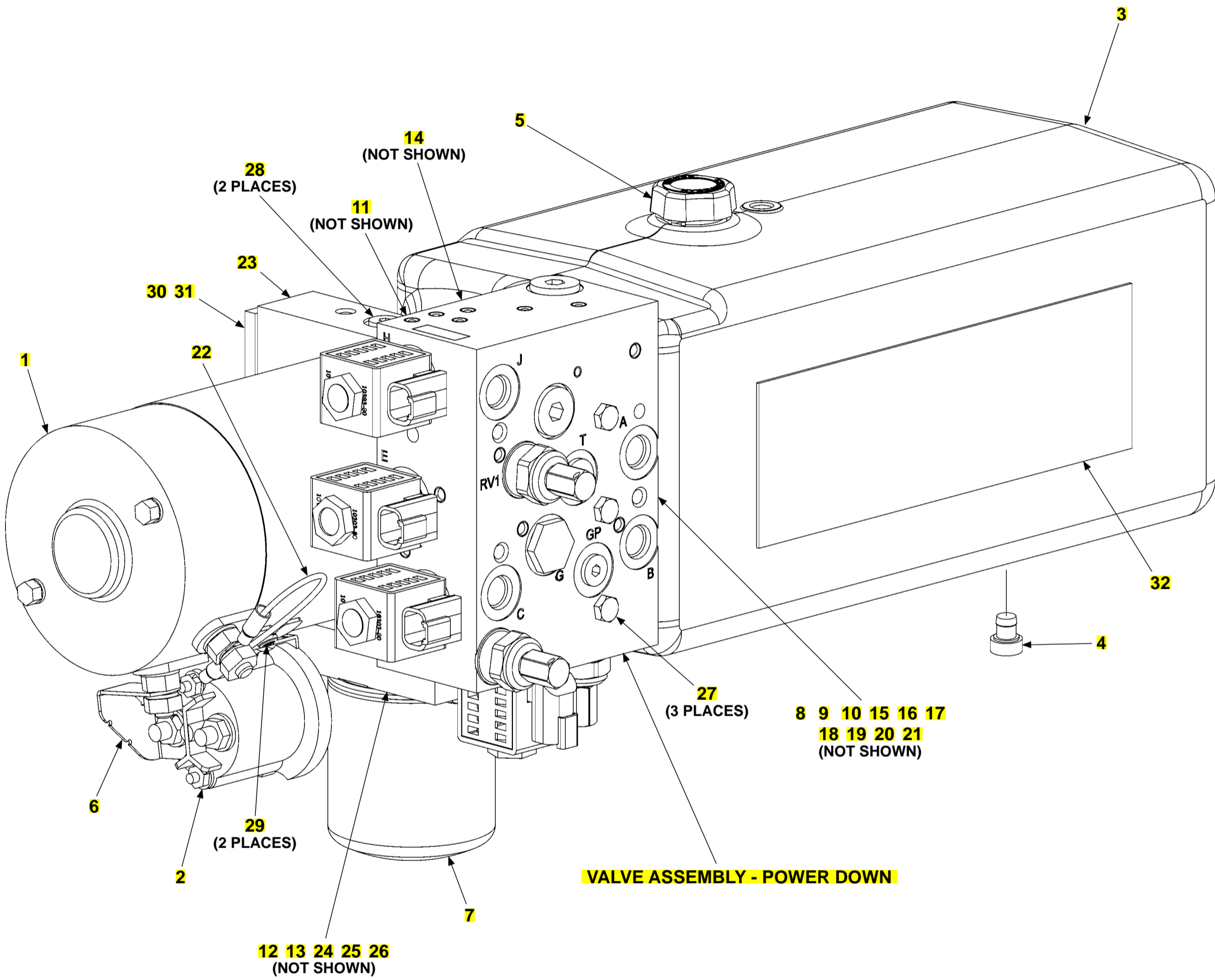
ITEM	QTY.	PART NO.	DESCRIPTION
REF1	1	211961-12	VALVE ASSY, ELC 12VDC,4W,CRT
REF2	1	211961-24	VALVE ASSY, ELC 24VDC,4W,CRT
1	1	290153	CARTRIDGE,4-W/2-P.#8, 1/2IN STEM
2	1	290126	CARTRIDGE ONLY, 3W/2P, GPS-LR
3	1	211351	VALVE, CHECK, CART, #8, PIL OP, BLK
4	2	269338	VALVE,RELIEF,VM01,GREEN SPRING
5	3	211962-12	COIL, 10VDC, 25W, RECT, DEUTSCH
		211962-24	COIL, 24VDC, 16W, RECT, DEUTSCH
6	1	211825	CARTRIDGE,2W/2P,NC,POPPET,4000
7	2	290162	PLUG, SAE O-RING, 3/4-16,HEX,SOC
8	2	298031	POPPET ASSY, P CMP FL, GPM 1.5
9	1	297539	VALVE,CK,CART,SIZE8,W/OSCREEN

12 VDC POWER UNIT - POWER DOWN

LAST UPDATED
MAR 2022 to present

COMPLETE ASSEMBLY:

12 VDC POWER UNIT - POWER DOWN



12 VDC POWER UNIT - POWER DOWN

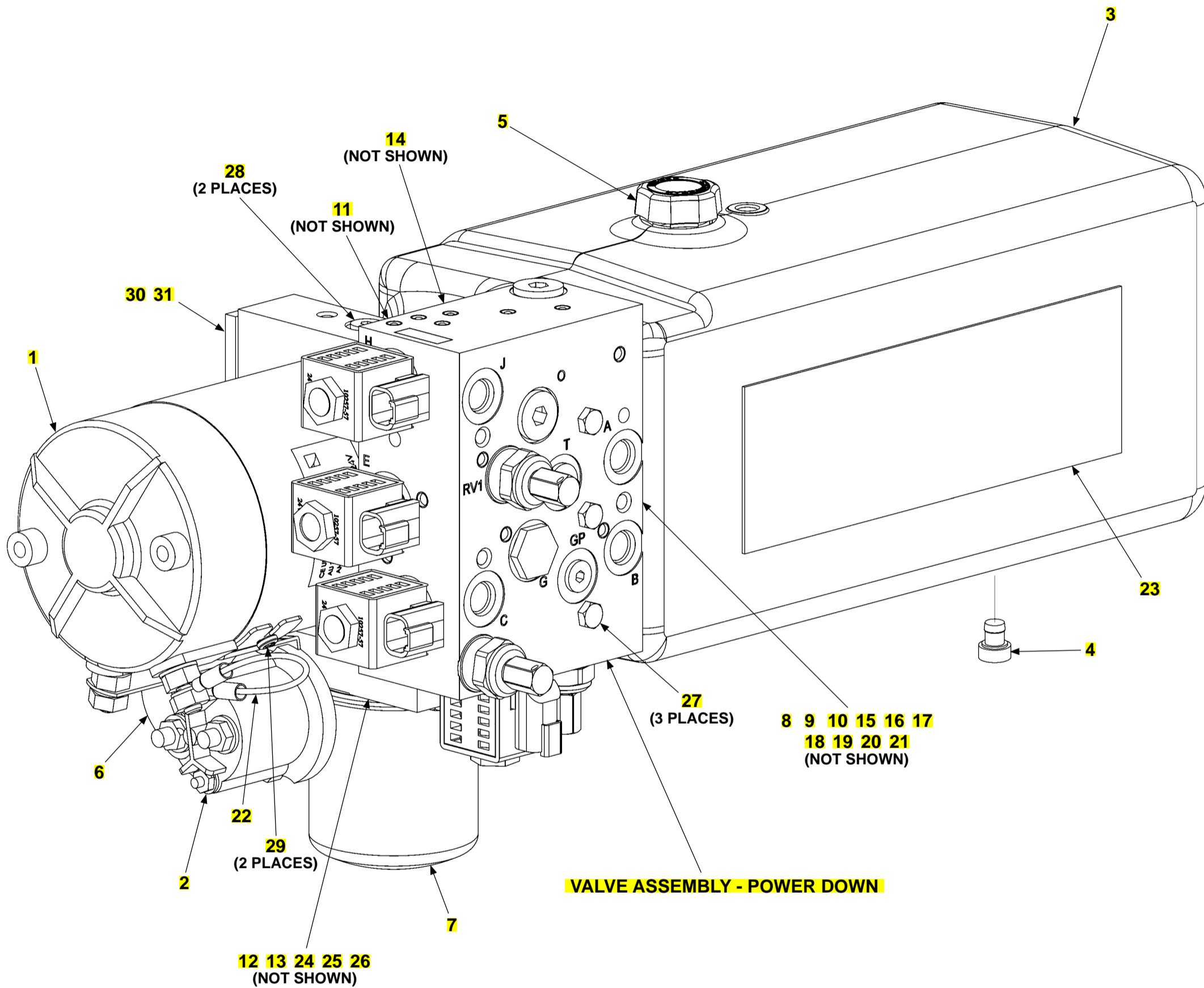
ITEM	QTY.	PART NO.	DESCRIPTION
REF	1	211965-12	12VDC POWER UNIT 203.1, PD, BMR
1	1	297552	MOTOR,DC,12V,4.5in,2 TERM,LONG
2	1	269339	SWITCH,SOL ACT MTR ST, 12 VDC
3	1	298530-01	BMR PUMP RESERVOIR, KIT, BOTH GD & PD
4	1	287282	PLUG.SAE O-RING, 9/49-18, HEX, SO
5	1	287281	PLUG,RESEV,BREATH-ER-FILLER
6	1	286599	STRAP, MOTOR-COLENOID CONNECTING
7	1	297573	FILTER,ELEMNT SPIN-ON,MINI,25 MICRON
8	1	297578	PUMP,AP100/2.5,EXT TANG,NO CVRS
9	2	269331	FILTER, SCREEN M-SERIES SUCT.
10	2	290141	TUBE, SUCT 90,H/MT,M-400, 3/8NPT
11	1	287277	CLAM,HOSE,WORM GEAR RSV, M-SER
12	1	297565	O-RING,0.50 X 0.63 X 0.06 -014
13	1	297566	O-RING,0.88 X 1.00 X 0.06 -020
14	2	211353	PLATE, OVERMOLDED O-RING
15	1	299145	TUBE, 90DEG, 3/8 NPTF, EXPD END
16	1	297577	TUBE,90 DEG,3/8 NPTF
17	1	269328	COVER REAR,AP100 309,.375 NPT
18	1	269326	O-RING,SHAPED,REAR COVER,AP100
19	4	297582	SCREW,SOCKET HEAD CAP,M8 X 75,GRADE 12.9
20	2	297564	PIN,DOWEL,5MM X 7MM,AP100
21	1	269324	O-RING,SHAPED,UP100 & UP110
22	1	297833	WIRE ASSY, CNTRL, 16AWG, HS, RING
23	1	211352	BASE ASSY, M3598, AP100, STD MTR
24	1	297569	ADAPTER,PLATE,SPIN-ON FILTER
25	4	297571	SCREW,H.H CAP,1/4-20 X 1-1/2
26	1	297572	CONNECTOR,3/4 SAE X 3/4 JIC
27	3	297575	SCREW,HHC,1/4-20X3,GRADE8,ZINC
28	2	297585	PLUG, SAE O-RING, 7/16-20, HEX, SO
29	2	269340	SCREW,PAN HD,TORX,10-32X5/16
30	2	297548	PIN,SPLIT,3/16 X 1/2
31	1	297568	ADAPTER,RISER,1/4INSPACR,5 1/4SQ BASE

24 VDC POWER UNIT - POWER DOWN

LAST UPDATED
MAR 2022 to present

COMPLETE ASSEMBLY:

24 VDC POWER UNIT - POWER DOWN



24 VDC POWER UNIT - POWER DOWN

ITEM	QTY.	PART NO.	DESCRIPTION
REF	1	211965-24	24VDC POWER UNIT 203.1, GD, BMR
1	1	269351	MOTOR DC 24 VOLT 2 TERM
2	1	284080-02	SWITCH, SOLENOID ASSY, 24VDC
3	1	298530-01	BMR PUMP RESERVOIR, KIT, BOTH GD & PD
4	1	287282	PLUG.SAE O-RING, 9/49-18, HEX, SO
5	1	287281	PLUG,RESEV,BREATHER-FILLER
6	1	269341	STRAP,MOTOR-SOLENOID CONNECTIO
7	1	297573	FILTER,ELEMNT SPIN-ON,MINI,25 MICRON
8	1	297578	PUMP,AP100/2.5,EXT TANG,NO CVRS
9	2	269331	FILTER, SCREEN M-SERIES SUCT.
10	2	290141	TUBE, SUCT 90,H/MT,M-400, 3/8NPT
11	1	287277	CLAM,HOSE,WORM GEAR RSV, M-SER
12	1	297565	O-RING,0.50 X 0.63 X 0.06 -014
13	1	297566	O-RING,0.88 X 1.00 X 0.06 -020
14	2	211353	PLATE, OVERMOLDED O-RING
15	1	299145	TUBE, 90DEG, 3/8 NPTF, EXPD END
16	1	297577	TUBE,90 DEG,3/8 NPTF
17	1	269328	COVER REAR,AP100 309,.375 NPT
18	1	269326	O-RING,SHAPED,REAR COVER,AP100
19	4	297582	SCREW,SOCKET HEAD CAP,M8 X 75,GRADE 12.9
20	2	297564	PIN,DOWEL,5MM X 7MM,AP100
21	1	269324	O-RING,SHAPED,UP100 & UP110
22	1	297833	WIRE ASSY, CNTRL, 16AWG, HS, RING
23	1	282927-01	DECAL, BMRB OIL LEVEL
24	1	297569	ADAPTER,PLATE,SPIN-ON FILTER
25	4	297571	SCREW,H.H CAP,1/4-20 X 1-1/2
26	1	297572	CONNECTOR,3/4 SAE X 3/4 JIC
27	3	297575	SCREW,HHC,1/4-20X3,GRADE8,ZINC
28	2	297585	PLUG, SAE O-RING, 7/16-20, HEX, SO
29	2	269340	SCREW,PAN HD,TORX,10-32X5/16
30	2	297548	PIN,SPLIT,3/16 X 1/2
31	1	297568	ADAPTER,RISER,1/4INSPACR,5 1/4SQ BASE

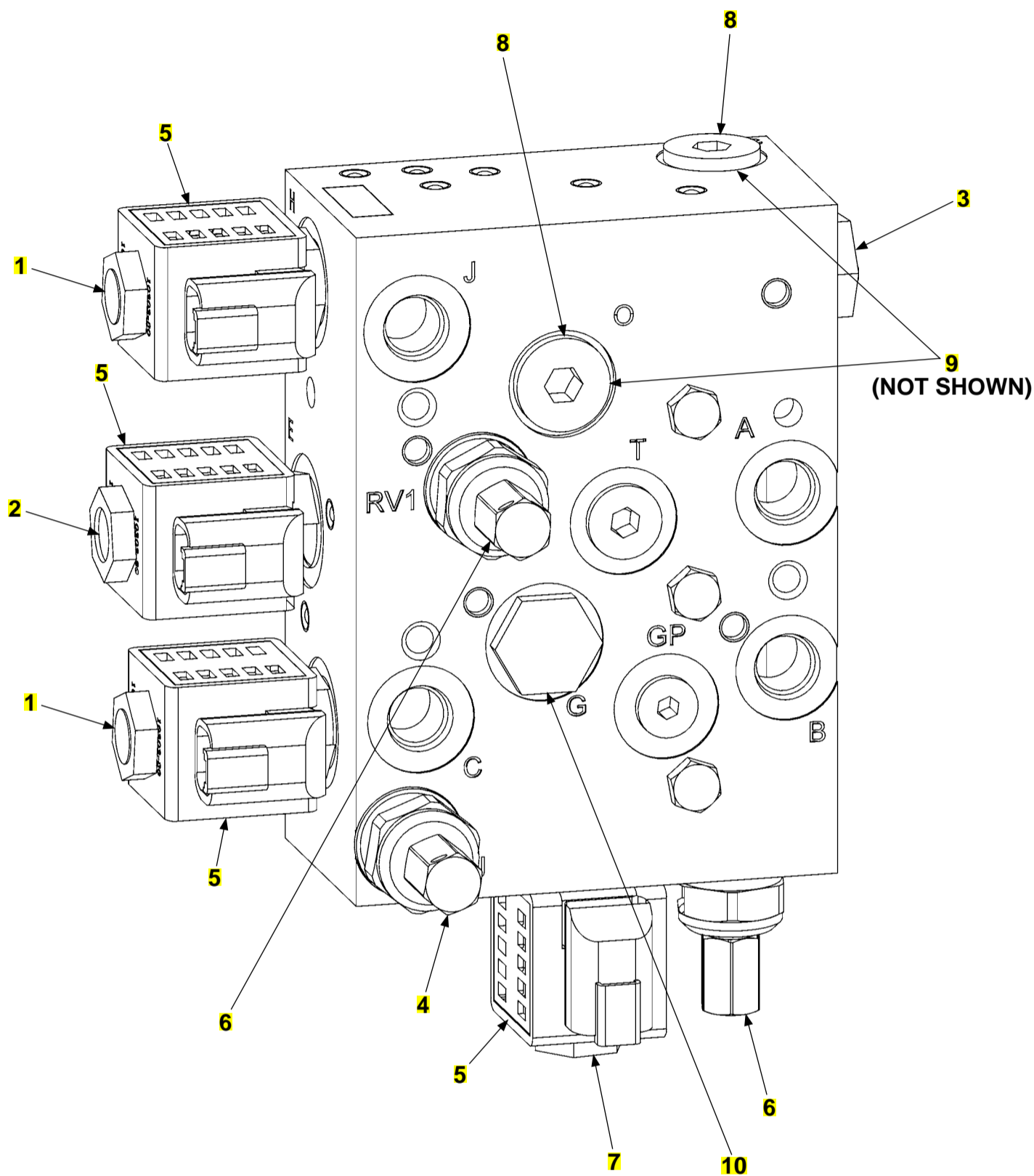
VALVE ASSEMBLY - POWER DOWN

LAST UPDATED
MAR 2022 to present

COMPLETE ASSEMBLY:

12V VALVE ASSEMBLY - POWER DOWN

24V VALVE ASSEMBLY - POWER DOWN



ITEM	QTY.	PART NO.	DESCRIPTION
REF1	1	211964-12	VALVE ASSY,ELC,12VDC,4W4W,CRT
REF2	1	211964-24	VALVE ASSY,ELC,12VDC,4W4W,CRT
1	2	290153	CARTRIDGE,4-W/2-P.#8, 1/2IN STEM
2	1	290126	CARTRIDGE ONLY, 3W/2P, GPS-LR
3	1	211351	VALVE, CHECK, CART, #8, PIL OP, BLK
4	1	298032	VALV MAX VM01 HDM10 T.0-30
5	4	211962-12	COIL, 10VDC, 25W, RECT, DEUTSCH
		211962-24	COIL, 24VDC, 16W, RECT, DEUTSCH
6	2	269338	VALVE,RELIEF,VM01,GREEN SPRING
7	1	211825	CARTRIDGE,2W/2P,NC,POPPET,4000
8	2	290162	PLUG, SAE O-RING, 3/4-16,HEX,SOC
9	2	298031	POPPET ASSY, P CMP FL, GPM 1.5
10	1	297539	VALVE,CK,CART,SIZE8,W/OSCREEN

SECONDARY POWER UNIT (OPTIONAL)

LAST UPDATED
MAR 2022 to present

COMPLETE PUMP ASSEMBLY:

12V SECONDARY POWER UNIT

24V SECONDARY POWER UNIT

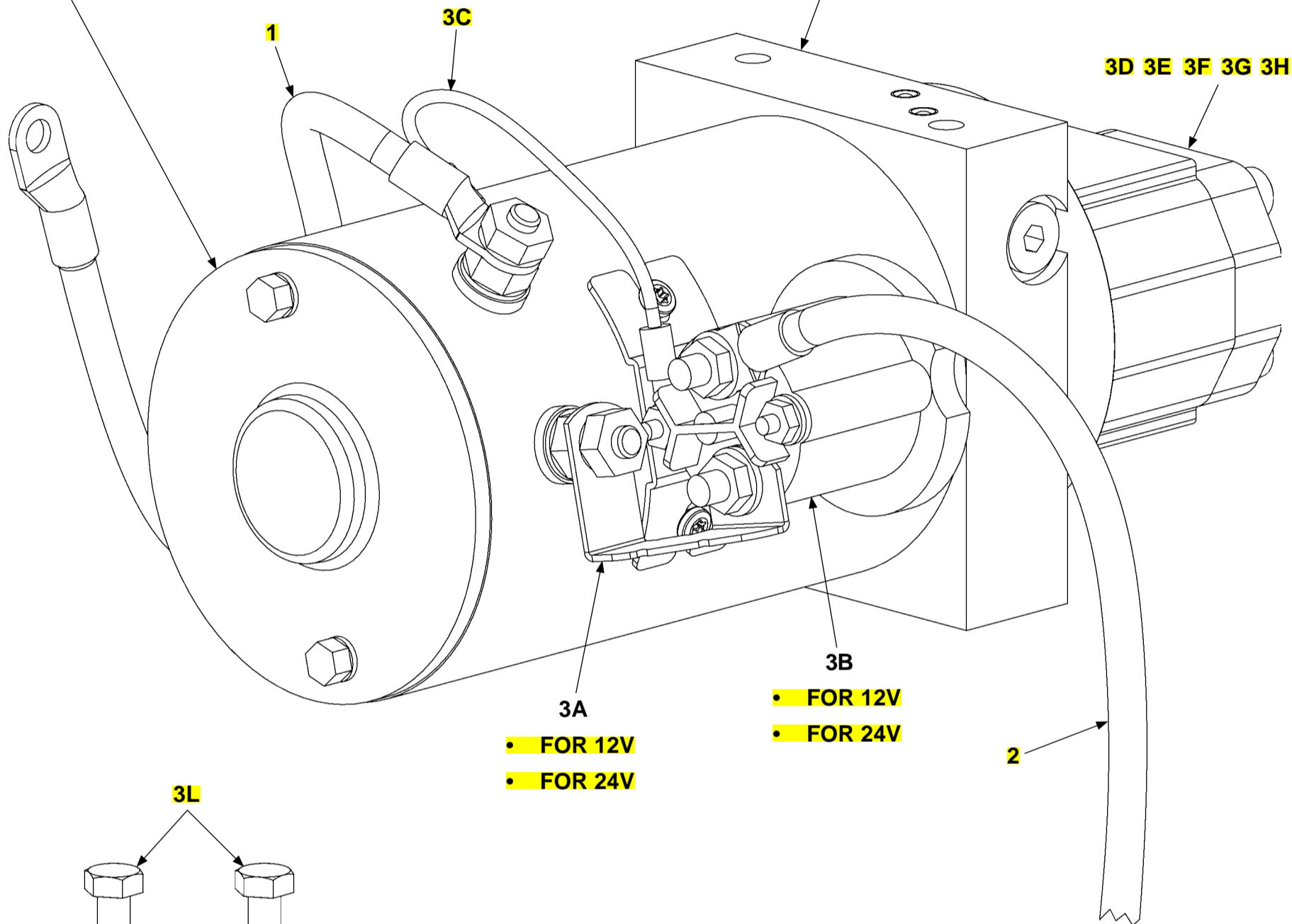
3 (INCLUDES 3A - 3L)

• FOR 12V

• FOR 24V

MANIFOLD
(REFERENCE ONLY)


3D 3E 3F 3G 3H 3J



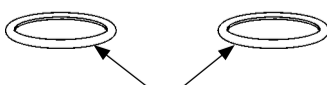
3A
• FOR 12V
• FOR 24V

3B
• FOR 12V
• FOR 24V

3L



3K

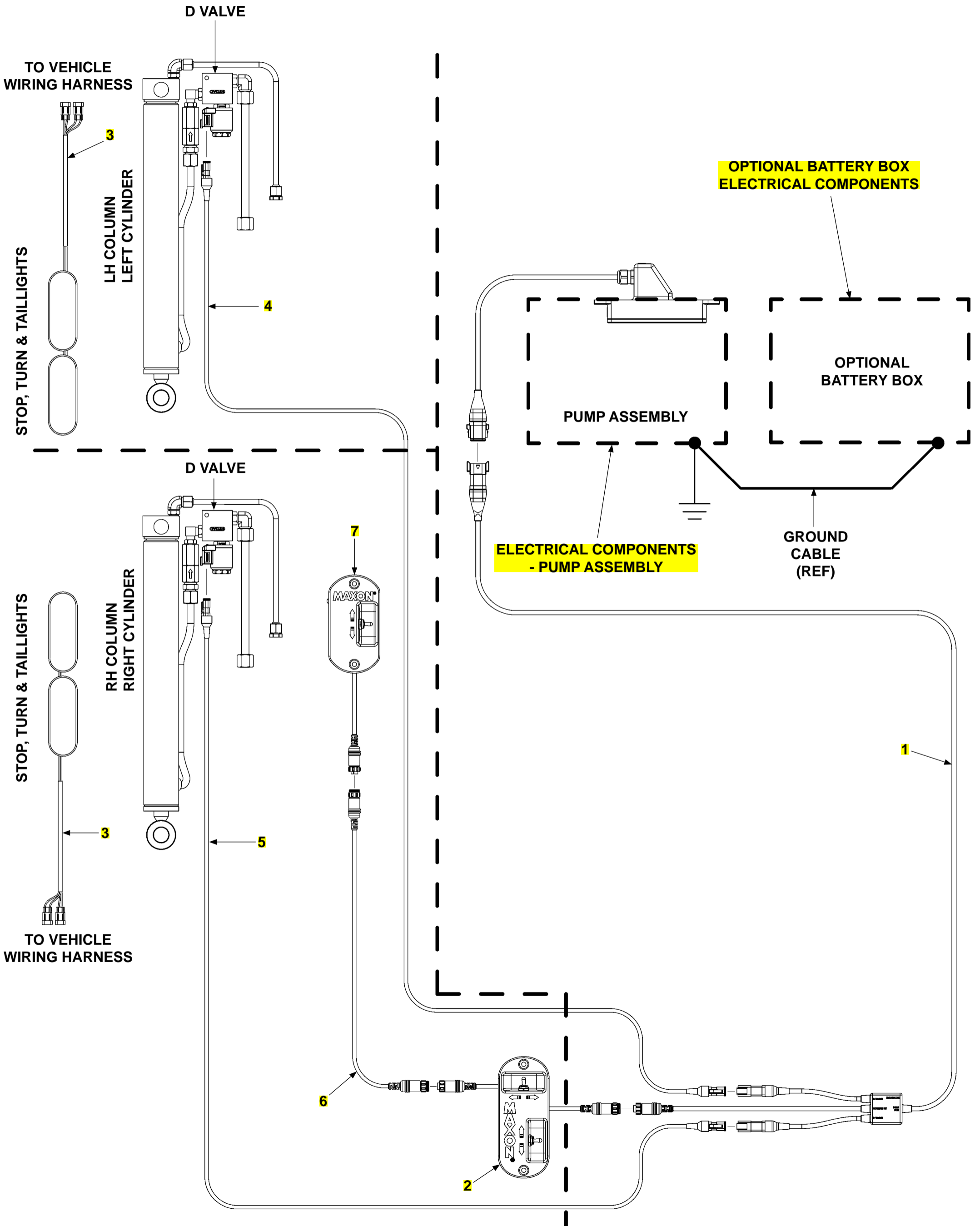


SECONDARY POWER UNIT (OPTIONAL)

ITEM	QTY.	PART NO.	DESCRIPTION
REF1	1	296445-12	2ND PUMP ASSY. KIT 12V
REF2	1	296445-24	2ND PUMP ASSY, KIT 24V
1	1	268226-01	CABLE ASSY,2GA,.31/.38RING, 10"
2	1	287676-02	CABLE ASSY 2GA,R .31/.38, 35.0LG
3-1	1	297525-12	12V POWER UNIT
3-2	1	297525-24	24V POWER UNIT (MOTOR)
3A1	1	286599	STRAP, MOTOR-COLENOID CONNECTING
3A2	1	269341	STRAP,MOTOR-SOLENOID CONNECTION
3B1	1	269339	SWITCH,SOL ACT MTR ST, 12 VDC
3B2	1	284080-02	SWITCH, SOLENOID ASSY, 24VDC
3C	1	297833	WIRE ASSY, CNTRL, 16AWG, HS, RING
3D	1	297578	PUMP,AP100/2.5,EXT TANG,NO CVRS
3E	1	269324	O-RING,SHAPED,UP100 & UP110
3F	4	297561	SCREW,SOCKET HEAD CAP,M8 X 80,GRADE 12.9 (200521603526)
3G	1	297562	COVER,REAR,AP100,MACHINED,EXTR (500202320304)
3H	1	269326	O-RING,SHAPED,REAR COVER,AP100
3J	4	297564	PIN,DOWEL,5MM X 7MM,AP100
3K	2	297553	O-RING,0.63 X 0.75 X 0.06 -016
3L	2	297554	SCREW,5/16-18X5 1/2,H.HD.CAP,GR.8 (500206924301)

ELECTRICAL SYSTEMS

LAST UPDATED
MAR 2022 to present

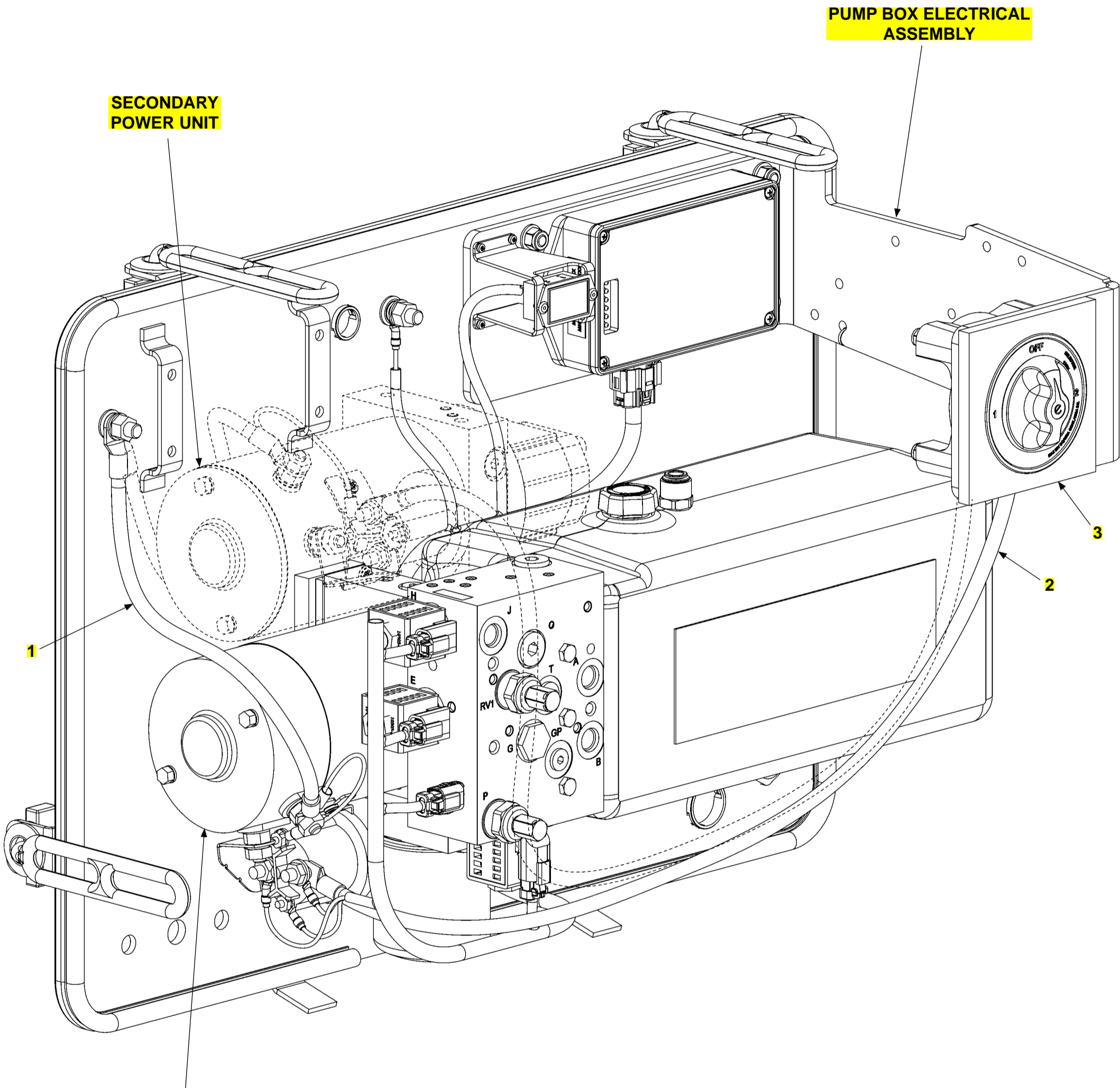


ELECTRICAL SYSTEMS

ITEM	QTY.	PART NO.	DESCRIPTION
1	1	211290-01	DEUTSCH INTERCONNECT HARNESS 6FT L, BMR
		211290-02	DEUTSCH INTERCONNECT HARNESS 15FT L, BMR
		211290-03	DEUTSCH INTERCONNECT HARNESS 23FT L, BMR
		211290-05	DEUTSCH INTERCONNECT HARNESS 31FT L, BMR
		211290-06	DEUTSCH INTERCONNECT HARNESS 39FT L, BMR
2	1	296150-01	MAIN TOGGLE SWITCH ASSY, GD
		296150-02	MAIN TOGGLE SWITCH ASSY, PD
3	2	295916-01	ST&T, HARN, LED TO INC,BMRB
4	1	286268-02	CABLE, MOLDED, 240" LG.
5	1	286268-03	CABLE MOLDED,166" LG
6	1	296649-01	FLEX CABLE M/M CON. HARNESS
7	1	296160-01	RUNNER TOGGLE SWITCH ASSY,GD
		296160-02	RUNNER TOGGLE SWITCH ASSY,PD

ELECTRICAL COMPONENTS - PUMP ASSEMBLY

LAST UPDATED
MAR 2022 to present



**SECONDARY
POWER UNIT**

**PUMP BOX ELECTRICAL
ASSEMBLY**

POWER UNIT

- GRAVITY DOWN **12V 24V**
- POWER DOWN **12V 24V**

ITEM	QTY.	PART NO.	DESCRIPTION
1	1	268226-16	CABLE ASSY,2GA,.31/.38RING, 14"
2	1	287676-01	CABLE ASSY,2GA,R .31RINGS 28.0
3	1	212441-01	BMR PUMP SWITCH SEAL .19 THICK

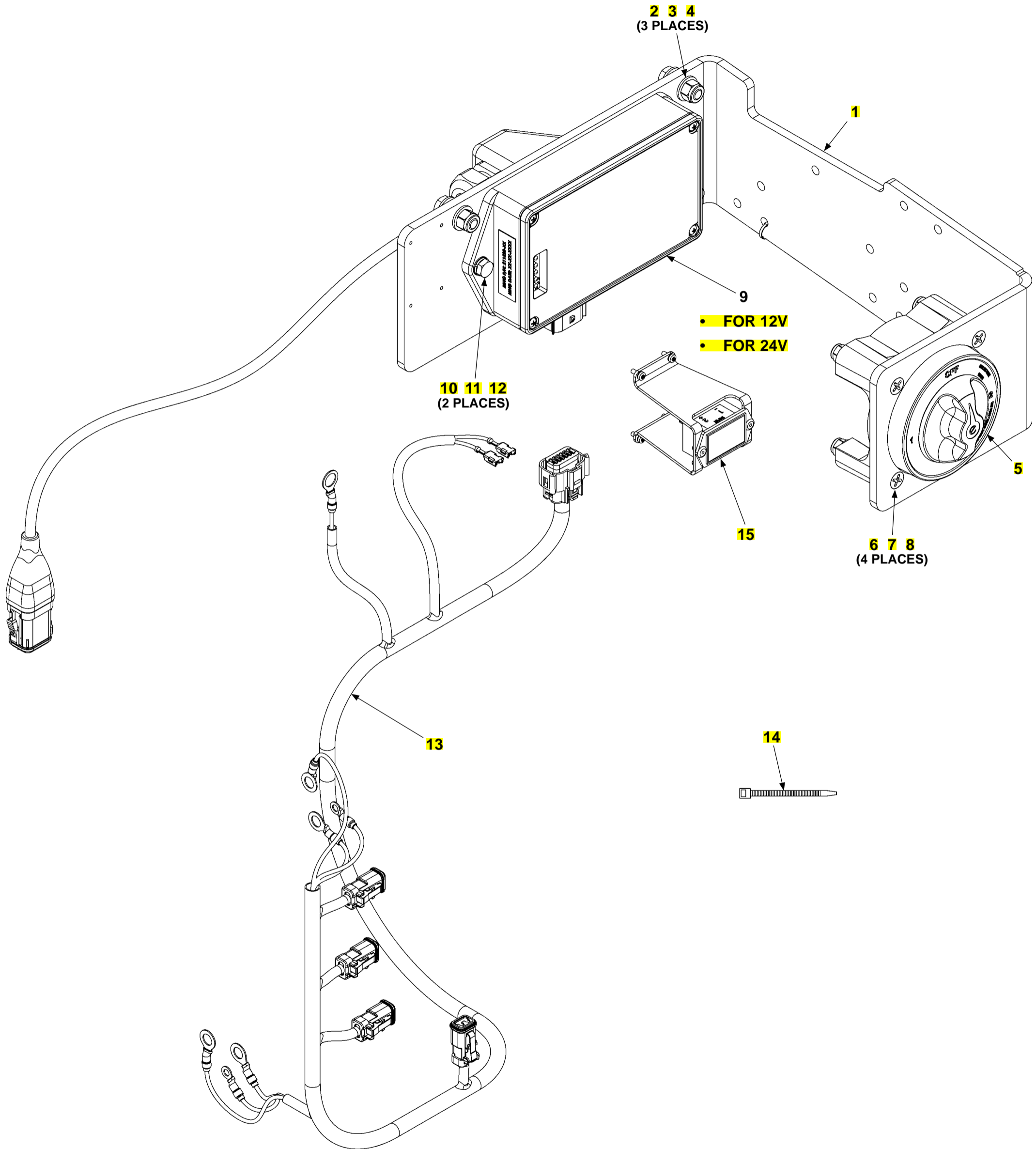
PUMP BOX ELECTRICAL ASSEMBLY

LAST UPDATED
MAR 2022 to present

COMPLETE PUMP ASSEMBLY:

12V PUMP BOX ELECTRICAL ASSEMBLY

24V PUMP BOX ELECTRICAL ASSEMBLY



PUMP BOX ELECTRICAL ASSEMBLY

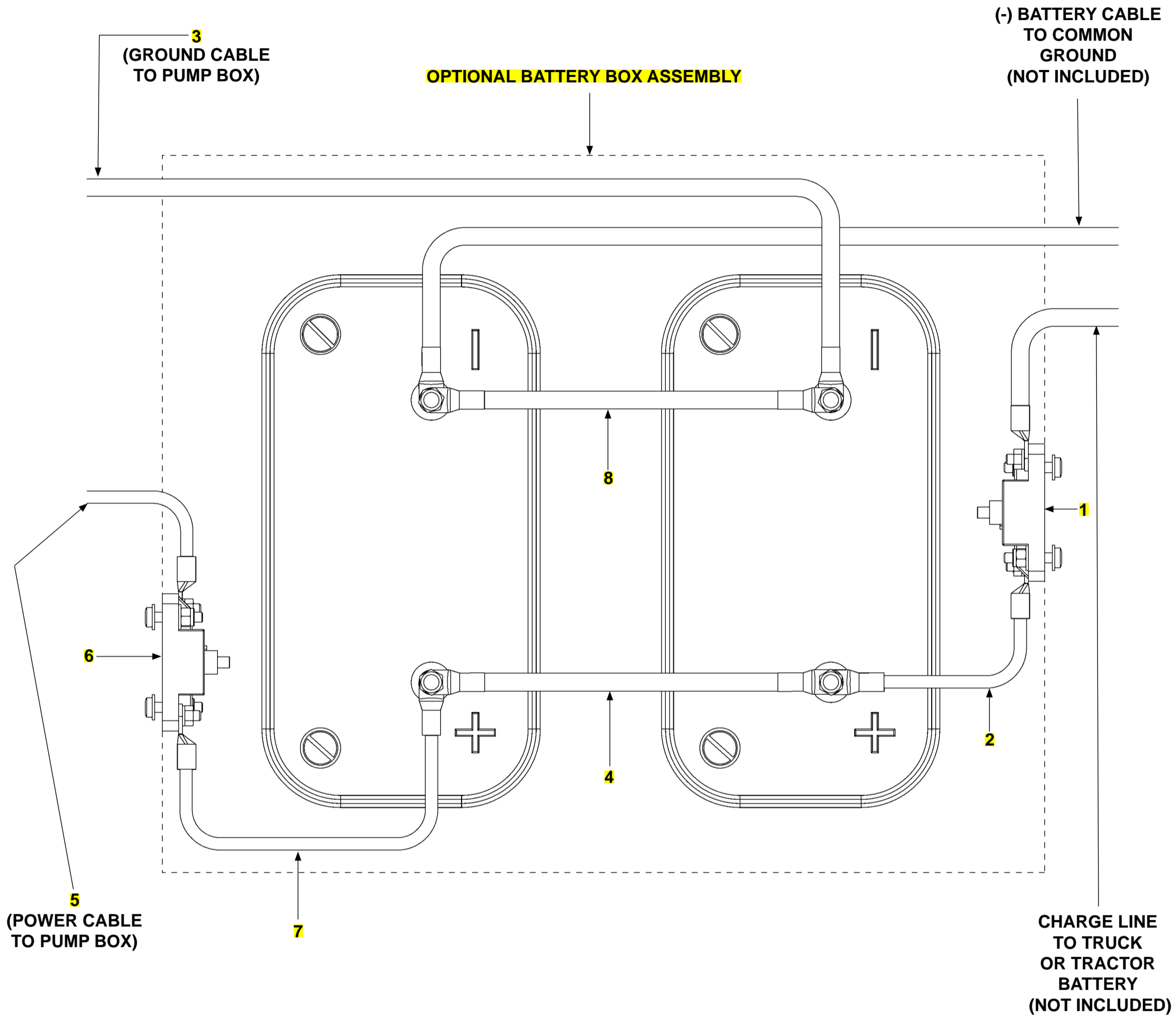
ITEM	QTY.	PART NO.	DESCRIPTION
REF1	1	211315-01	PUMP BOX ELECTRICAL ASSEMBLY, BMR
REF2	1	211315-24	PUMP BOX ELECTRICAL ASSEMBLY 24V, BMR
1	1	296183-01	CONTROL PANEL & SW MNT PLATE
2	3	901602-06	BOLT, HEX .313-18X1.00,18-8 SS
3	3	903106-10	NUT, NYL INSRT STP .313-18 SS
4	6	902013-10	WASHER, FLAT 5/16" SAE, ZC
5	1	906608-01	CHARGING SYSTEM SWITCH 1&2 POS
6	4	900715-15	SCREW, FL PH .25-20X2.25 ZP
7	4	901000	NUT, NYLON 1/4-20 ZINC
8	4	902013-09	WASHER, FLAT 1/4" ZC
9-1	1	211320-12	PUMP CONTROLLER ASSEMBLY 12V, BMR
9-2	1	211320-24	PUMP CONTROLLER ASSEMBLY 24V, BMR
10	2	900004-4	SCREW, CAP .25-20X.63 GR8 ZC
11	2	902011-2	WASHER. LOCK .25 .062 THK
12	2	902000-2	WASHER, FLAT 1/4X1/32
13	1	211322-01	BMR PUMP VALVE HARNESS, FUSABLE WIRE
14	8	208153	TIE, PLASTIC 4" (18 LB)
15	1	299077-01	BMR CYCLE COUNTER ASSY.

OPTIONAL BATTERY BOX ELECTRICAL COMPONENTS

12 VOLT BATTERY CONNECTIONS

LAST UPDATED
OCT 2016 to present

NOTE: MAXON recommends using dielectric grease on all electrical connections.



ITEM	QTY.	PART NO.	DESCRIPTION
1	1	907207-01	CIRCUIT BREAKER, 150 AMP, MANUAL RESET
2	1	269308-12	CABLE ASSEMBLY, 2 GA, RED, 12" LG.
3	1	268226-06	CABLE ASSEMBLY, 2 GA, 74" LG.
4	1	269308-10	CABLE ASSEMBLY, 2 GA, RED, 10" LG.
5	1	285506-07	CABLE ASSEMBLY, 2 GA, RED, 57" LG.
6	1	907230-01	CIRCUIT BREAKER, 200 AMP, TRIP/RESET
7	1	285506-01	CABLE ASSEMBLY, 2 GA, RED, 3/8" RING, 10" LG.
8	1	251871-14	CABLE ASSEMBLY, 2 GA, BLACK, 10" LG.

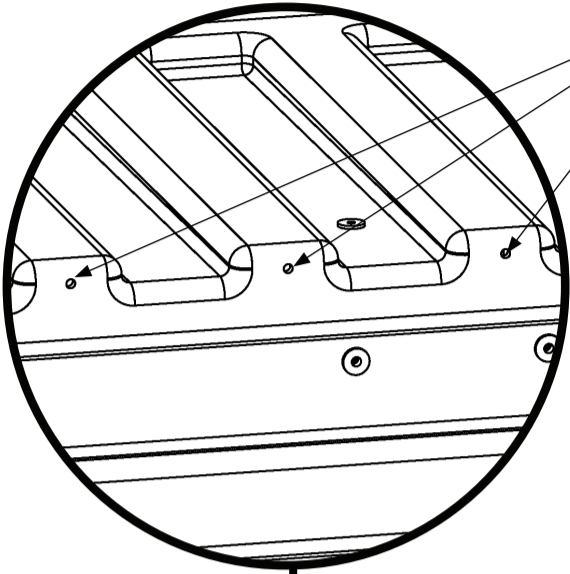
OPTIONAL BATTERY BOX ASSEMBLY

LAST UPDATED
APR 2023 to present

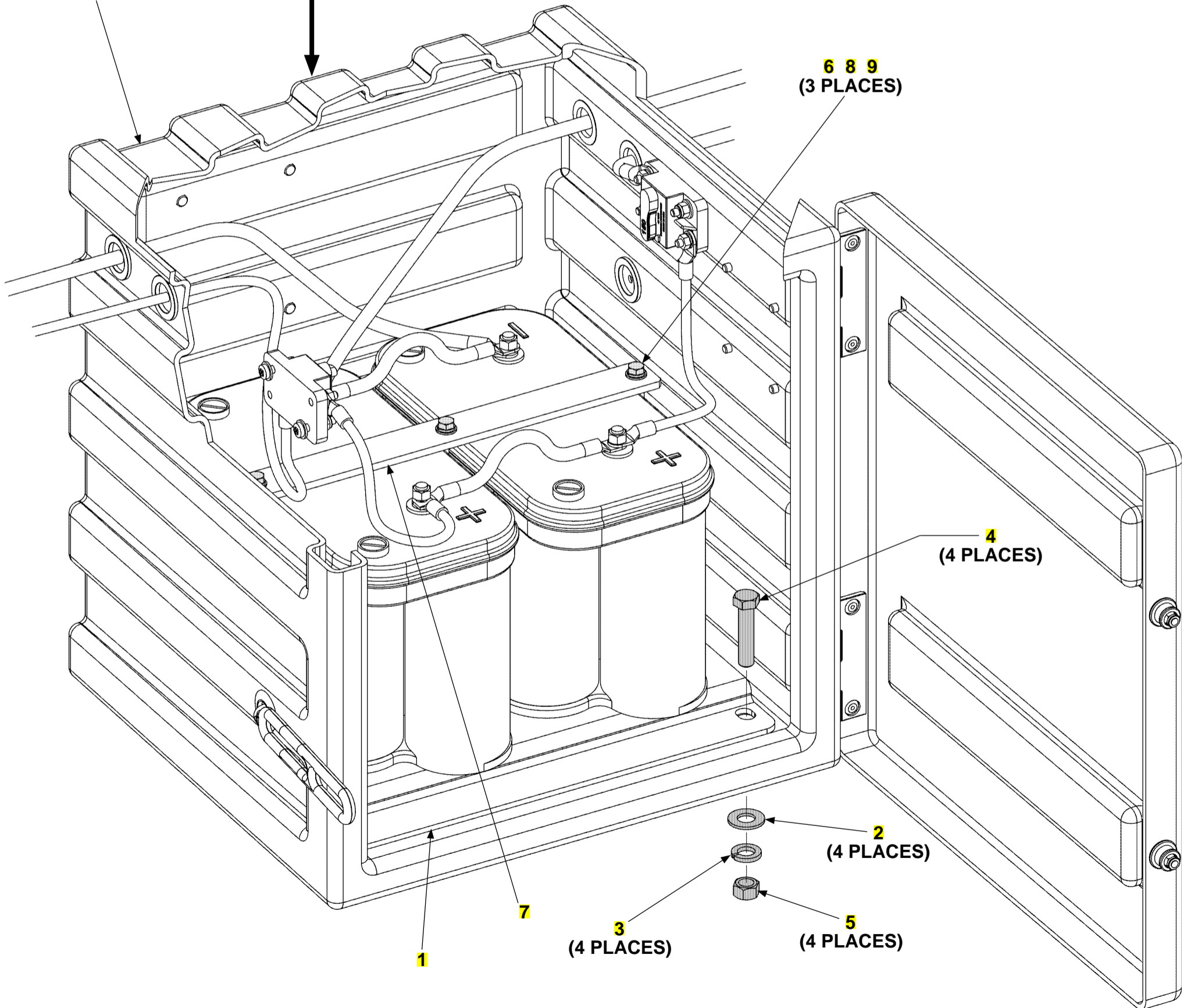
⚠ WARNING

Explosive hydrogen gas from charging batteries can accumulate in battery box if not vented from the box. To prevent hydrogen gas from accumulating, ensure the 3 ventilation holes in battery box are not plugged or covered.

VENTILATION HOLES



OPTIONAL
BATTERY BOX

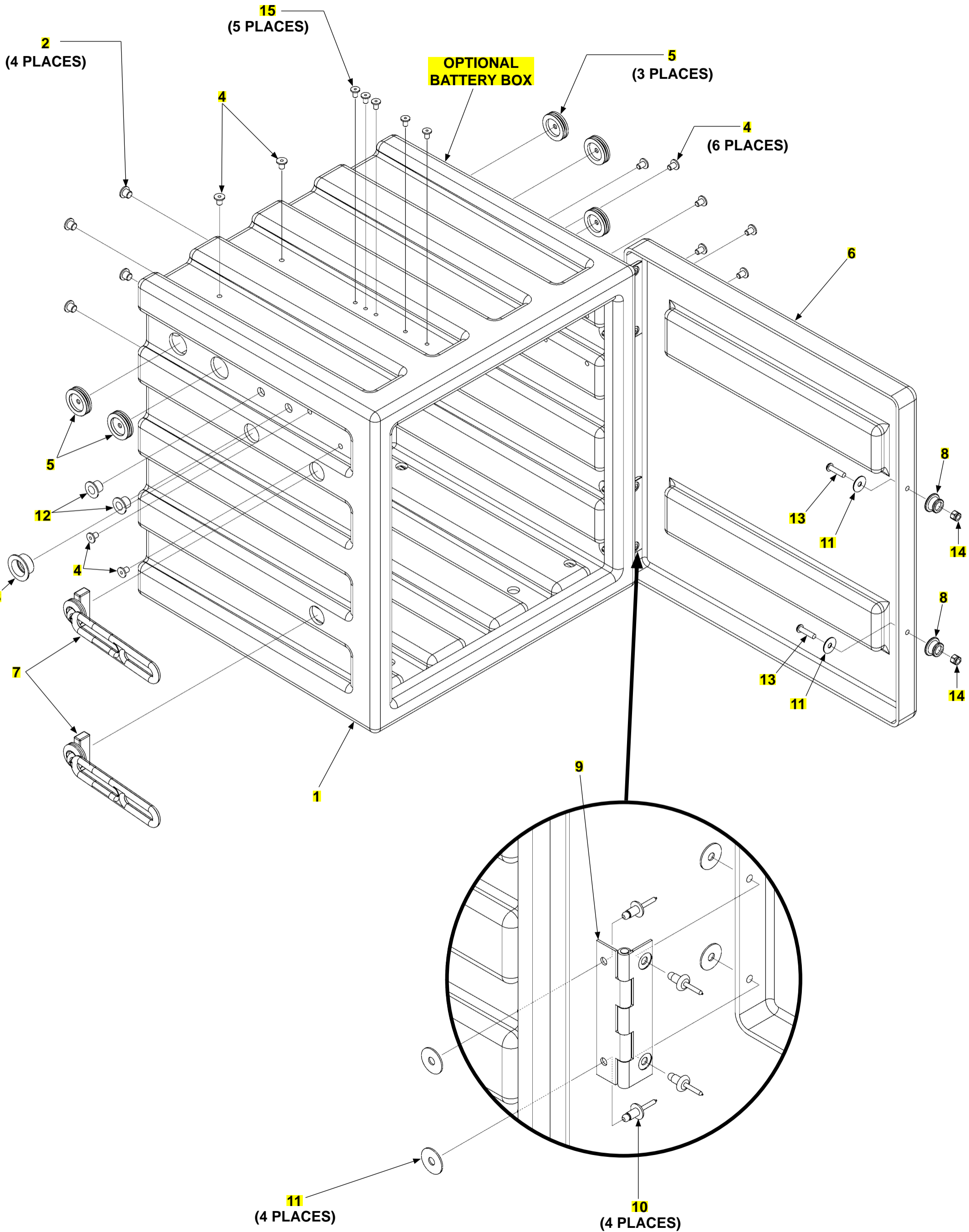


OPTIONAL BATTERY BOX ASSEMBLY

ITEM	QTY.	PART NO.	DESCRIPTION
1	1	212460-01G	BATTERY MNT WLDMT PLATE, GALV, 2 BATTERIES
2	4	902013-14	FLAT WASHER, 9/16"
3	4	902011-7	LOCK WASHER, 9/16"
4	4	900033-6	CAP SCREW, 1/2"-20 X 2-1/4" LG, GRADE 8
5	4	901011-10	HEX NUT, 1/2"-20
6	3	900034-1	SCREW, CAP HEX .31-18X9-1/2 G5 ZC
7	1	289874-01	BATTERY STRAP (2 BATTERY)
8	3	902013-10	FLAT WASHER, 5/16"
9	3	902011-3	WASHER, LOCK 5/16X5/64 G8 ZC

OPTIONAL BATTERY BOX

LAST UPDATED
OCT 2016 to present



OPTIONAL BATTERY BOX

ITEM	QTY.	PART NO.	DESCRIPTION
REF	1	269561-01	BATTERY BOX ASSEMBLY
1	1	289854-01	BOX
2	4	908022-03	FLEXIBLE PLUG, 5/16"
3	1	908022-08	FLEXIBLE PLUG, 1-1/16"
4	10	908022-07	FLEXIBLE PLUG, 1/4"
5	5	266428-02	GROMMET, 1" DIAPHRAGM, 1/4" HOLE
6	1	269558-01	COVER
7	2	908193-01	RUBBER LATCH
8	2	908194-01	FASTENING KNOB
9	2	285970-01	HINGE ASSEMBLY, PLASTIC
10	8	903715-03	BLIND RIVET, 1/4" X 1/4"-3/8"
11	10	903438-01	WASHER, 1/4"
12	2	908022-05	FLEXIBLE PLUG, 9/16"
13	2	900719-07	BUTTON HEAD SCREW, 1/4"-20 X 1" LG.
14	2	903137-01	LOCK NUT, 1/4"-20, NYLON
15	5	908022-01	FLEXIBLE PLUG, 1/4" X 1/2"

NOTE: Preferred decal layout is shown. Decals on the Liftgate are attached at the factory. If vehicle does not permit this layout, decals in the manual and decal kit must be applied so that they are easily visible when approaching vehicle to operate Liftgate. Use good common sense when locating these decals on vehicle.

WARNING
Read this information carefully.

- Improper operation of this Liftgate can result in serious personal injury. If you do not have a copy of the operating instructions, please obtain them from your employer, distributor, or dealer before you attempt to operate the Liftgate.
- If there are signs of improper maintenance, damage to vital parts, or slippery platform surface, do not use the Liftgate until these problems have been corrected.
- If you are using a pallet jack, be sure it can be maneuvered safely.
- Do not operate a forklift on the platform.
- Do not allow any part of yours or your helper's body to be placed under, within, or around any portion of the moving Liftgate, or its mechanisms, or in a position that would trap them between the platform and the ground or truck when the Liftgate is operated.
- If a helper is riding the platform with you, make sure you are both doing so safely and that you are not in danger of coming in contact with any moving or potentially moving obstacles.
- **USE GOOD COMMON SENSE**
- If load appears to be unsafe, do not lift or lower it.

For a free copy of other manuals that pertain to this model Liftgate, please visit our website at www.mazdausa.com or call Customer Service at (800) 921-4110.

WARNING
Liftgate hazards can result in crushing or falling. Keep hands and feet clear of pinch points. If riding liftgate, make sure load is stable and footing is solid.

Read and understand all instructions and WARNINGS before use.

SAFETY INSTRUCTIONS
Read all decals and operation manual before operating liftgate.

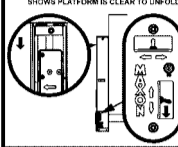
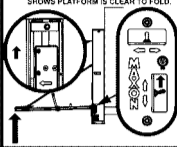
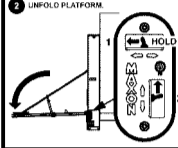
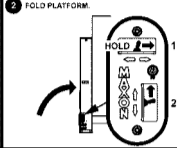
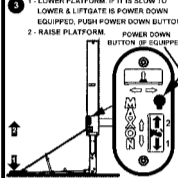
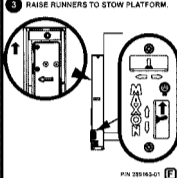
1. Do not use liftgate unless you have been properly instructed and have read and are familiar with the operating instructions.
2. Be certain vehicle is properly and securely braked before using the liftgate.
3. Always inspect this liftgate for maintenance or damage before using it. Do not use liftgate if it shows any sign of damage or improper maintenance.
4. Do not overload.
5. Make certain the area in which the platform will open and close is clear before opening or closing the platform.
6. Make certain platform area, including the area in which loads may fall from platform, is clear before and at all times during operation of liftgate.
7. This liftgate is intended for loading and unloading of cargo only. Do not use this liftgate for anything but its intended use.

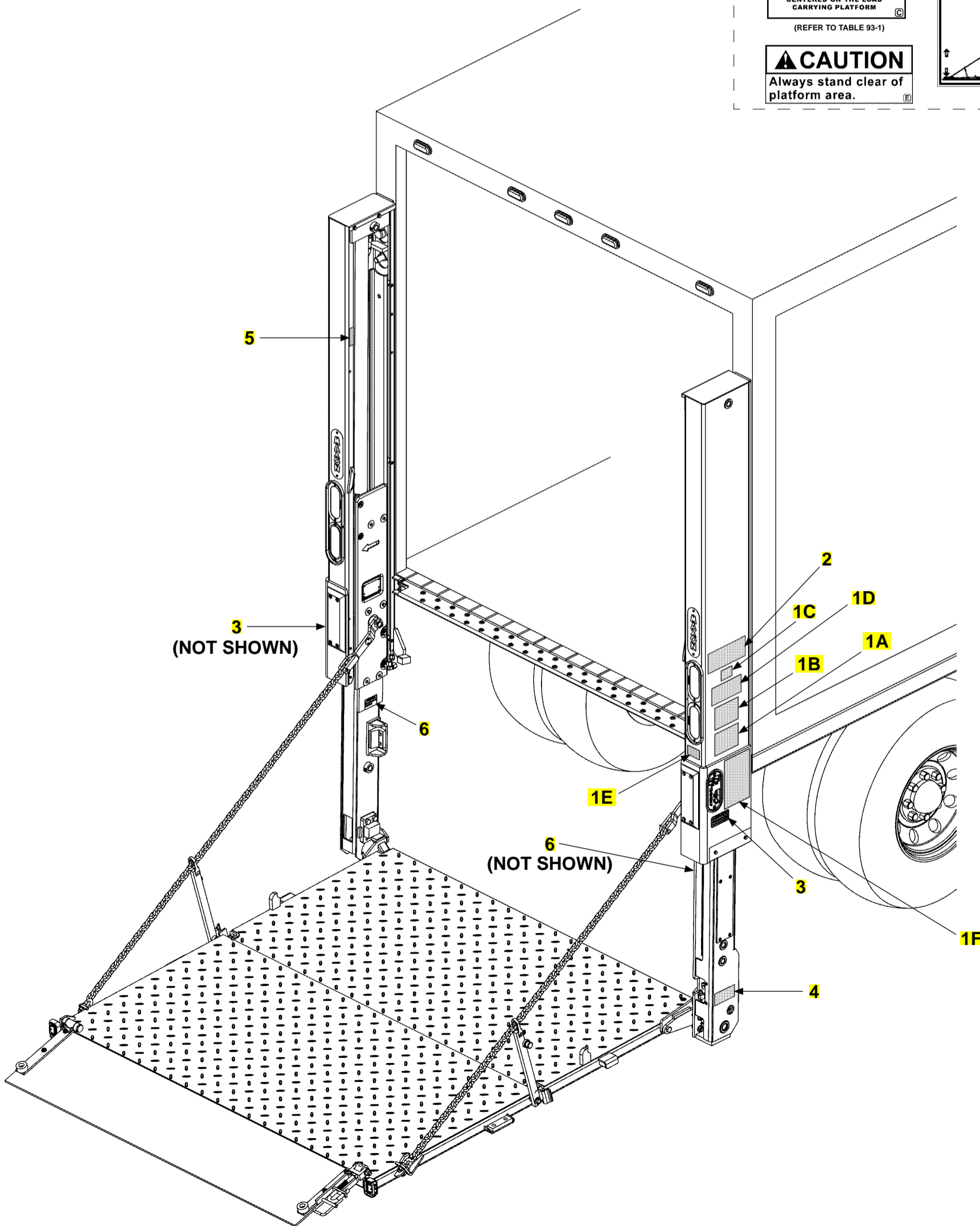
THE MAXIMUM CAPACITY OF THIS LIFT IS
___ LB [___ KG]
WHEN THE LOAD IS CENTERED ON THE LOAD CARRYING PLATFORM

(REFER TO TABLE 93-1)

CAUTION
Always stand clear of platform area.

OPERATING INSTRUCTIONS

OPERATE	STOW
<p>1. LOWER RUNNERS TO LINE UP YELLOW ARROW WITH YELLOW STRIPE. THIS SHOWS PLATFORM IS CLEAR TO UNFOLD.</p> 	<p>1. RAISE PLATFORM TO LINE UP YELLOW ARROW WITH YELLOW STRIPE. THIS SHOWS PLATFORM IS CLEAR TO FOLD.</p> 
<p>2. UNFOLD PLATFORM.</p> 	<p>2. FOLD PLATFORM.</p> 
<p>3. LOWER PLATFORM. IF IT IS SLOW TO LOWER & LIFTGATE IS POWER DOWN EQUIPPED, PUSH POWER DOWN BUTTON.</p> <p>4. RAISE PLATFORM. POWER DOWN BUTTON IS EQUIPPED.</p> 	<p>3. RAISE RUNNERS TO STOW PLATFORM.</p> 



DECALS

ITEM	QTY.	PART NO.	DESCRIPTION
1	1	289163-01	DECAL, SHEET, BMRB35
		289163-02	DECAL, SHEET, BMRB44
		289163-03	DECAL, SHEET, BMRB55
		289163-04	DECAL, SHEET, BMRB66
1A	1	289163-01	DECAL, SHEET, BMRB35
		289163-02	DECAL, SHEET, BMRB44
		289163-03	DECAL, SHEET, BMRB55
		289163-04	DECAL, SHEET, BMRB66
1B	1	289163-01	DECAL, SHEET, BMRB35
		289163-02	DECAL, SHEET, BMRB44
		289163-03	DECAL, SHEET, BMRB55
		289163-04	DECAL, SHEET, BMRB66
1C	1	289163-01	DECAL, SHEET, BMRB35
		289163-02	DECAL, SHEET, BMRB44
		289163-03	DECAL, SHEET, BMRB55
		289163-04	DECAL, SHEET, BMRB66
1D	1	289163-01	DECAL, SHEET, BMRB35
		289163-02	DECAL, SHEET, BMRB44
		289163-03	DECAL, SHEET, BMRB55
		289163-04	DECAL, SHEET, BMRB66
1E	1	289163-01	DECAL, SHEET, BMRB35
		289163-02	DECAL, SHEET, BMRB44
		289163-03	DECAL, SHEET, BMRB55
		289163-04	DECAL, SHEET, BMRB66
1F	1	289163-01	DECAL, SHEET, BMRB35
		289163-02	DECAL, SHEET, BMRB44
		289163-03	DECAL, SHEET, BMRB55
		289163-04	DECAL, SHEET, BMRB66
2	1	282847-01	DECAL, WARNING, STOW, COLUMN/RAIL
3	2	283445-01	DECAL, FAMILY OWNED
4	1	288966-01	DECAL, WARNING, BMR RUNNERS
5	1	090175-15	TAPE, YEL REFL. 3"X4.1LG
6	2	260552	DECAL DO NOT GREASE COLUMNS