

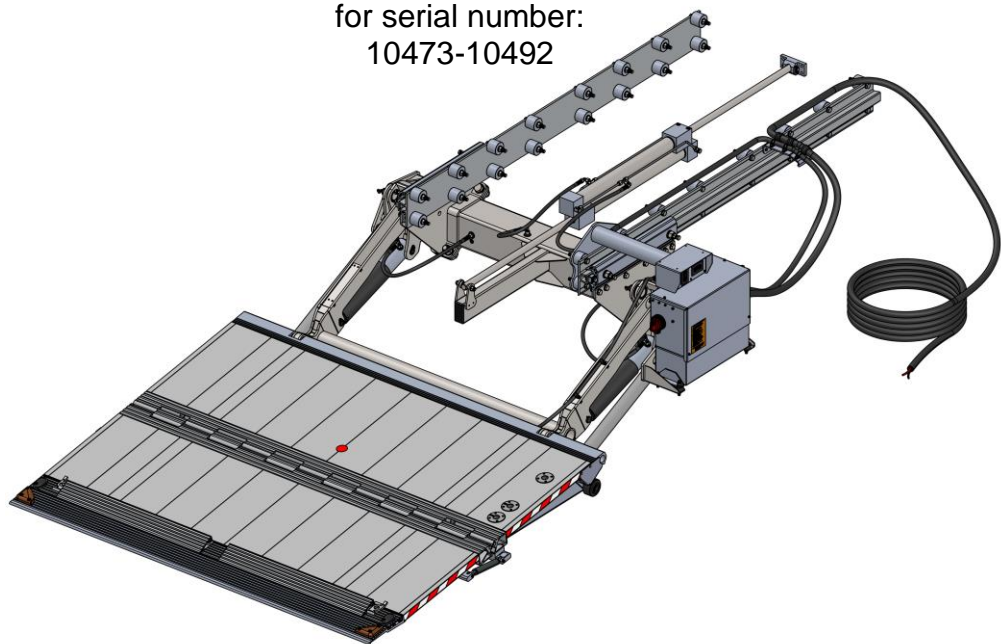
MAXON®

SPARE PARTS CATALOG

FOR THE
„AHT TAILGATE LOADER“

ULTK-1500ST/AL NDA

for serial number:
10473-10492



Designed for Maxon by:



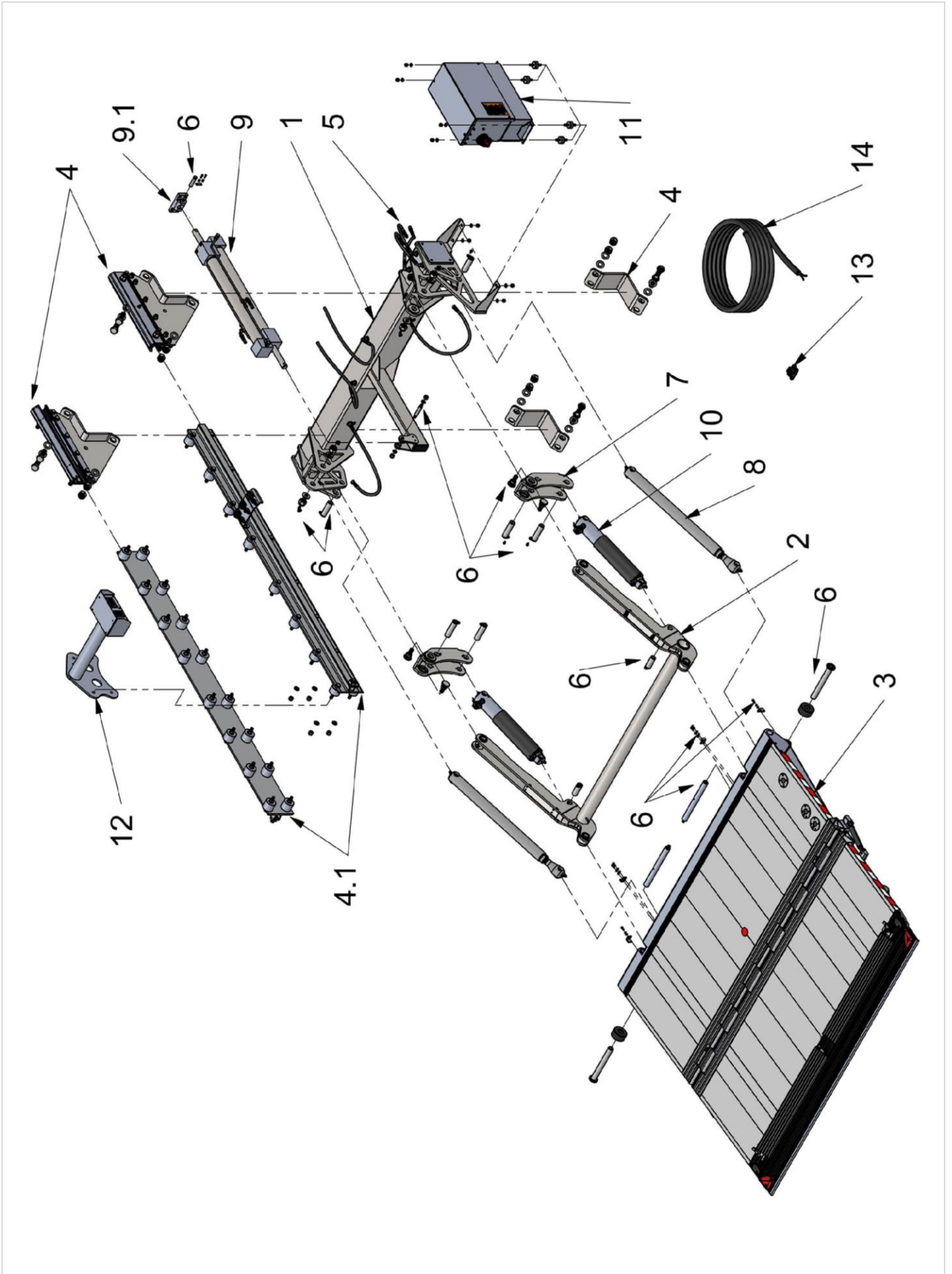
Maxon Lift Corp. 11921 Slauson Ave., Santa Fe Springs, CA 90670
800.227.4116 Fax 888.771.7713, www.maxonlift.com

Ladebordwand / *Tailgate loader*

Nr. No.	Stk. Pcs.	Bezeichnung <i>Description</i>	Artikel Nr. <i>Part No.</i>	Zeichnungs Nr. <i>Drawing No.</i>	passend für* <i>suitable for*</i>		
					ULTK-1000 10133-10147	ULTK-1000 10412-10416 10441-10450	ULTK-1500 10473-10492
1	1	Tragkörper Cross beam	TV0MXXRBX1400XX	ULTK-1503ST-1-EMR/1400	X	X	✓
2	1	Hubwerk Hoisting unit	HL0MSM1400	L-1504STX-2M/1400	X	X	✓
3	1	Plateau Platform	PU0MSGPAMABX12	ULTK-1502AL-3	X	X	✓
4	1	Flansch links und rechts Mounting brackets left and right	FU0M0S352565XXC	ULTK-1501ST-4K	X	X	✓
4.1	1	Führungsschiene links und rechts Rail left and right	FU0PSN2095	ULTK-1500AL-10.2/2095K	X	X	✓
5	1	Hydraulikleitung Hydraulic lines	RS0MF1400ULTK	ULTK-1502ST/AL-5K	X	X	✓
6	1	Bolzensatz Bolt set	BV0M2	ULTK-1502ST/AL-6K	X	X	✓
7	2	Neigeschwinge Tilting bracket	NSSP01	LTK-2001ST-7K	X	X	✓
8	2	Lenker einstellbar Lever arm adjustable	LA0M0100	ULTK-1500ST-7M	X	X	✓
9	1	Vorschubzylinder Feed cylinder	ZV0Z1470_5030	DWZ-50/30/1470	X	X	✓
9.1	1	Lagerblock Bearing block	VZA1LS1300101	ULB-VLZ-2000	X	X	✓
10	2	Hubzylinder Lift cylinder	ZHA0P60S1	HZ-2000AL-60-E	X	X	✓
11	1	Hydraulikaggregat Power pack	0PW1ULTK15B	ULTK15B	X	X	✓
12	1	Steuerbox Control box	EA111501025	ULTK-1500AL-11K	X	X	✓
13	1	Sicherungsautomat Circuit breaker	0SK11510C		X	X	✓
14	1	Stromversorgungskabel Power supply cable	EA111509020		X	X	✓
-	1	Aufklebersatz Label set	K11000615		✓	✓	✓

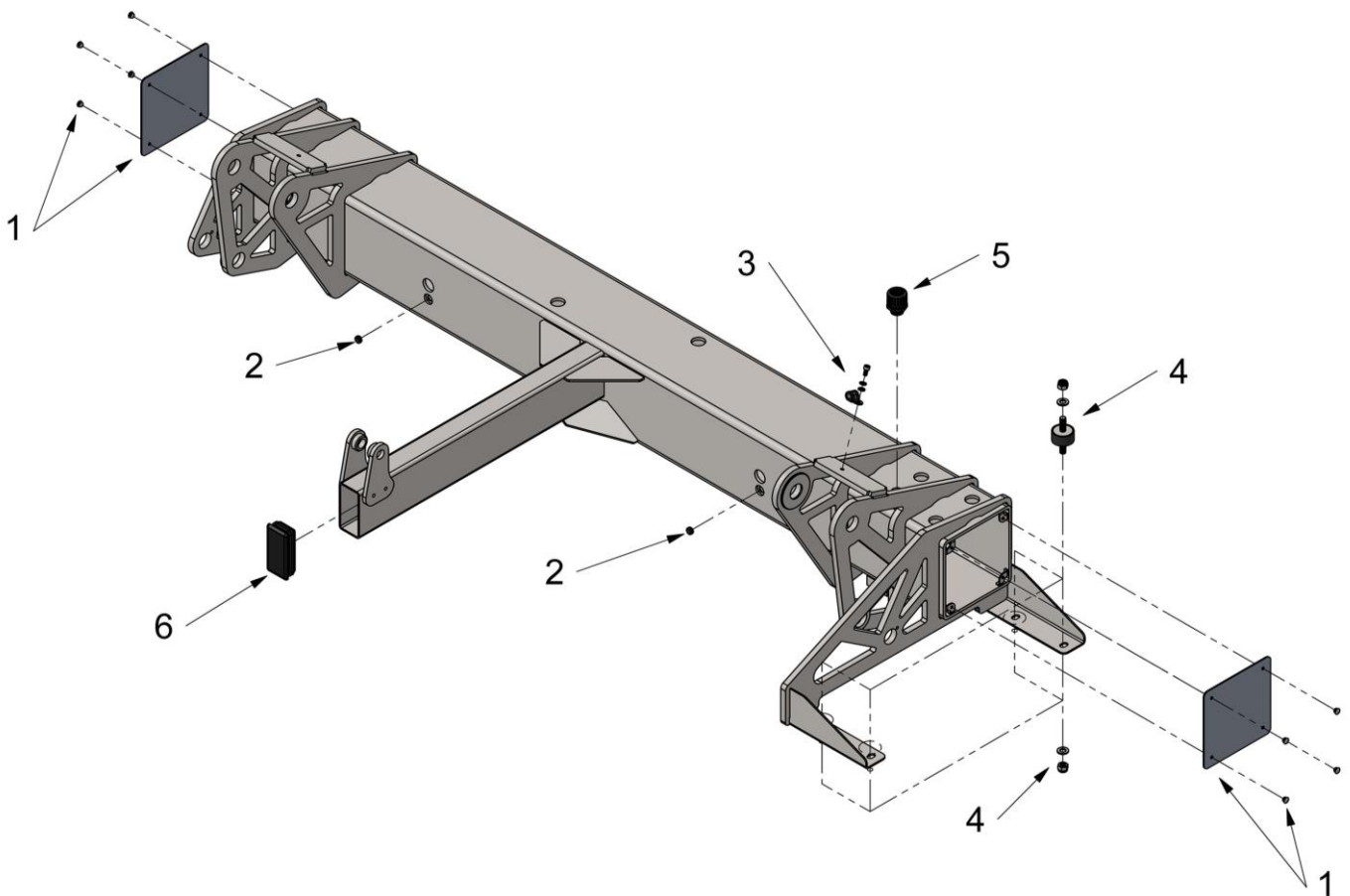
* ULTK-1000ST/AL: Frito Lay
ULTK-1500ST/AL: NDA

Ladebordwand / Tailgate loader



1. Tragkörper / *Cross beam*

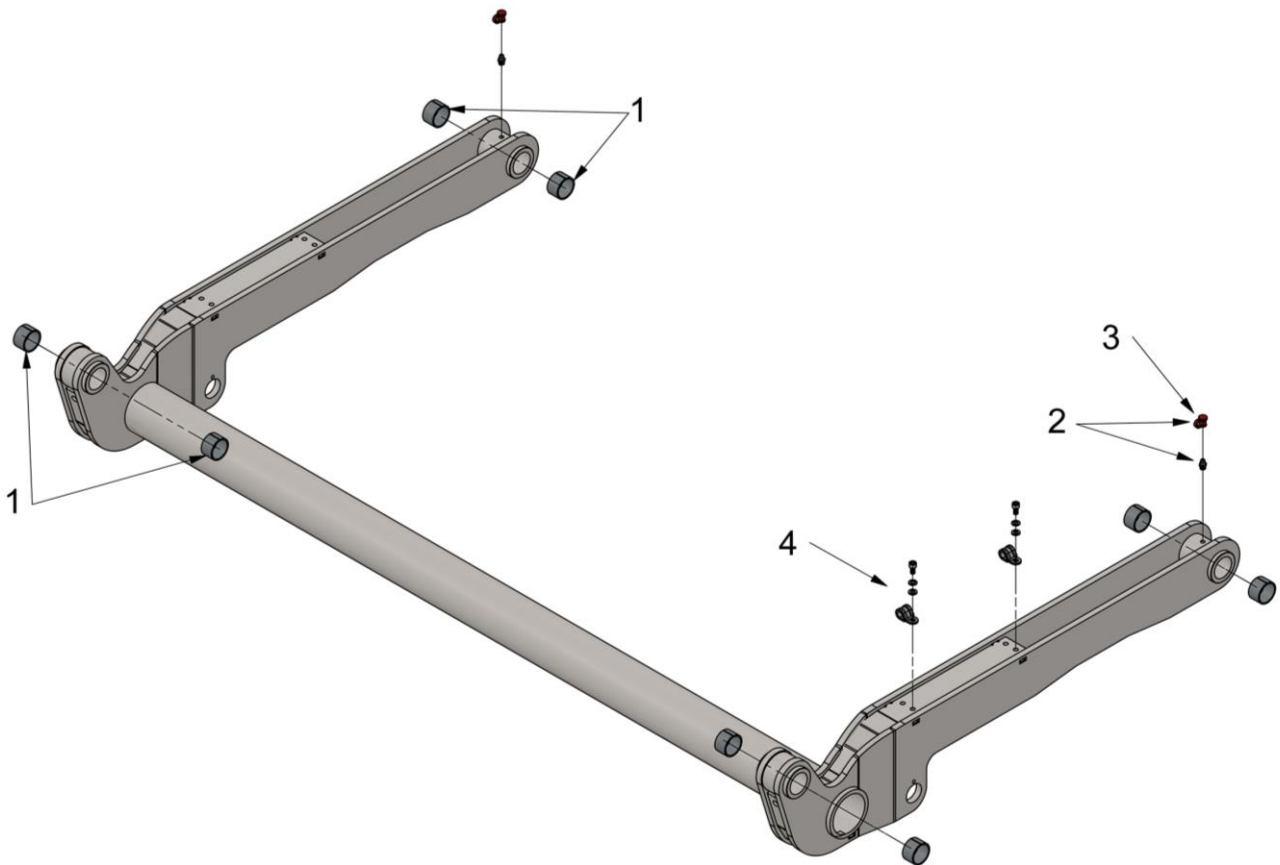
Nr. No.	Stk. Pcs.	Bezeichnung Description	Artikel Nr. Part No.	Zeichnungs Nr. Drawing No.	passend für* suitable for*		
					ULTK-1000 10133-10147	ULTK-1000 10412-10416 10441-10450	ULTK-1500 10473-10492
-	1	Tragkörper; komplett Cross beam; assembly	TV0MXXRBX1400XX	ULTK-1503ST-1-EMR/1400	X	X	✓
1	2	Tragkörperdeckel mit Nieten Cover for cross beam with rivets	TV0M0207	ULTK-1502ST-1.7	X	X	✓
2	2	Gummitülle ø13/10 Grommet	K11000110		X	✓	✓
3	1	Schelle RSGU13 mit Schraube Clamp with screw	EA111500187C16		X	✓	✓
4	4	Gummipuffer M10x28 mit Muttern Rubber buffer with nuts	K11000755C		X	✓	✓
5	1	PG-16 Verschraubung für Kabelschutzschlauch Fitting for cable protection hose	OSK10722		X	✓	✓
6	1	Stoßstangenabdeckung 100x50 Cover for cross beam tube	TS1P0304K		X	X	✓



* ULTK-1000ST/AL: Frito Lay
ULTK-1500ST/AL: NDA

2. Hubwerk / *Hoisting unit*

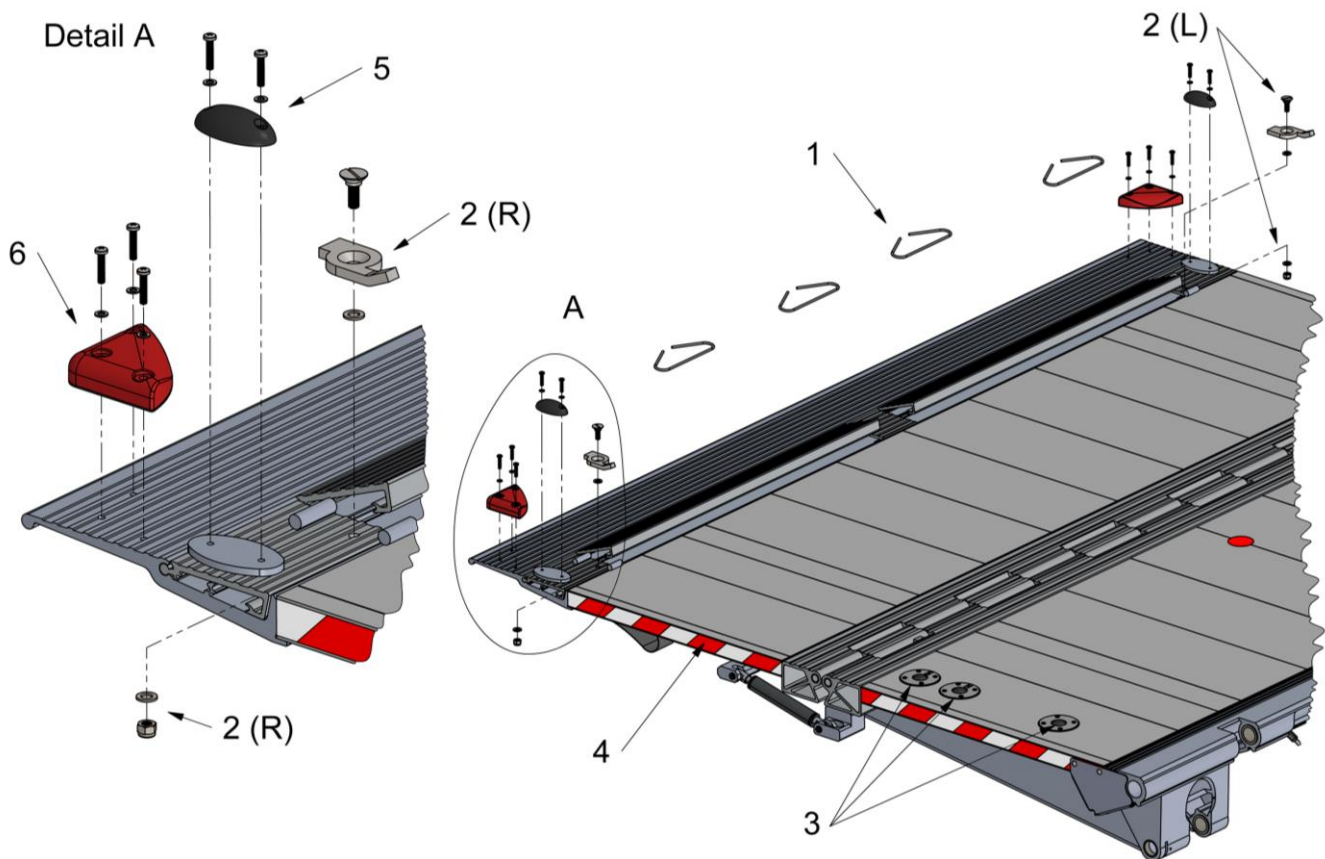
Nr. No.	Stk. Pcs.	Bezeichnung Description	Artikel Nr. Part No.	Zeichnungs Nr. Drawing No.	passend für* suitable for*		
					ULTK-1000 10133-10147	ULTK-1000 10412-10416 10441-10450	ULTK-1500 10473-10492
-	1	Hubwerk; komplett Hoisting unit; assembly	HL0MSM1400	L-1504STX-2M/1400	X	X	✓
1	8	Buchse DU3020 Bushing	K11000105		✓	✓	✓
2	2	Schmiernippel M8x1 mit Staubkappe Grease fitting with cap	S141241000019C		✓	✓	✓
3	2	Staubkappe für Schmiernippel Cap for grease fitting	S141241000099		✓	✓	✓
4	2	Schelle RSGU13 mit Schraube Clamp with screw	EA111500187C12		✓	X	✓



* ULTK-1000ST/AL: Frito Lay
 ULTK-1500ST/AL: NDA

3. Plateau / Platform

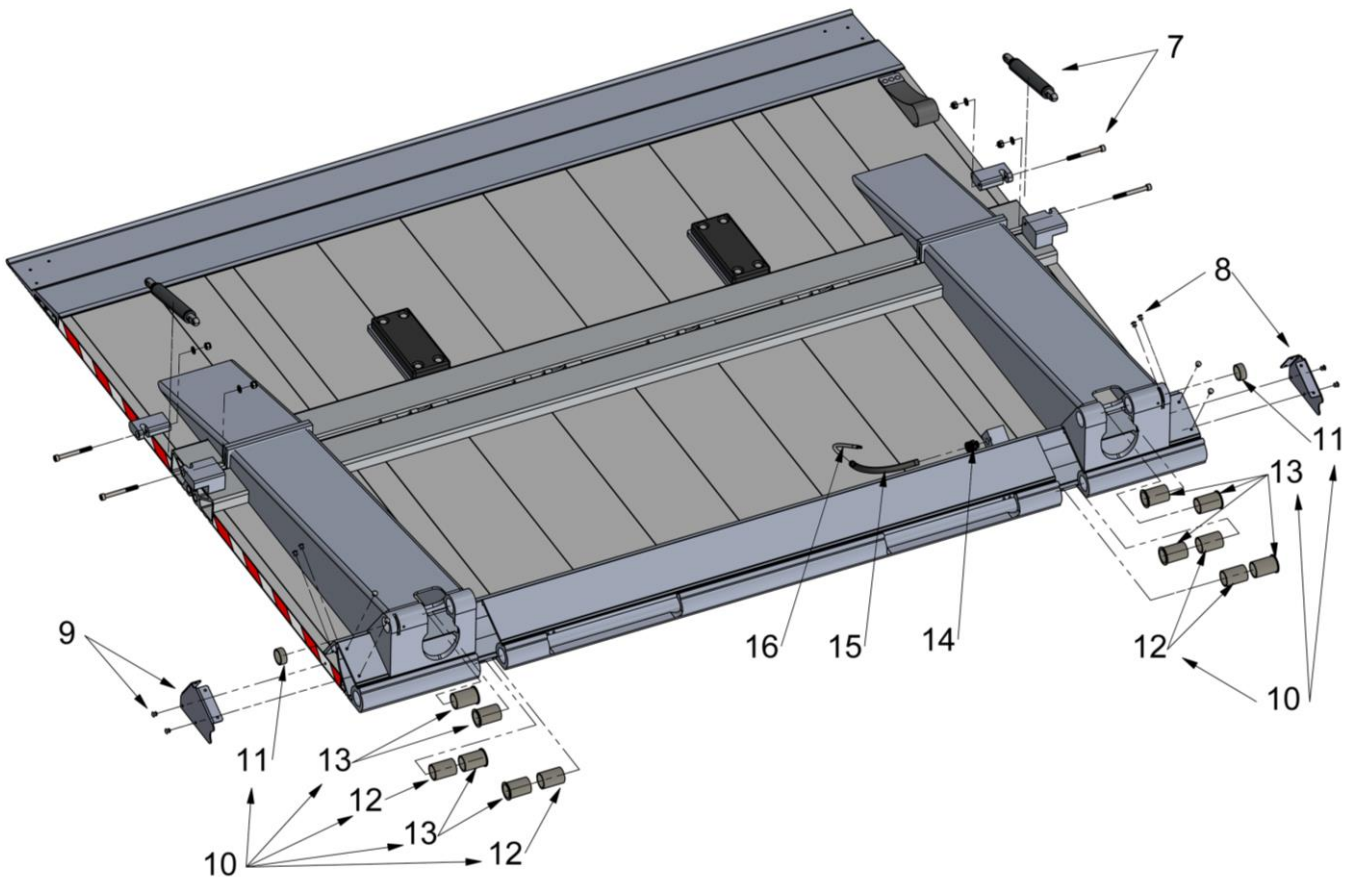
Nr. No.	Stk. Pcs.	Bezeichnung Description	Artikel Nr. Part No.	Zeichnungs Nr. Drawing No.	passend für* suitable for*		
					ULTK-1000 10133-10147	ULTK-1000 10412-10416 10441-10450	ULTK-1500 10473-10492
-	1	Plateau; komplett Platform; assembly	PU0MSGPAMABX12	ULTK-1502AL-3	X	X	✓
1	4	Feder für Abrollsicherung Spring for roll stop	K11000103	AHT-ARF-4	✓	✓	✓
2 (R)	1	Verriegelung für Abrollsicherung rechts mit Schraube Lock for roll stop right with screw	PV0R0620	L-500ST-3RS-3.2/Maxon/R L-500ST-3RS-3.1TM	✓	✓	✓
2 (L)	1	Verriegelung für Abrollsicherung links mit Schraube Lock for roll stop left with screw	PV0L0620	L-500ST-3RS-3.2/Maxon/L L-500ST-3RS-3.1TM	✓	✓	✓
3	1	Fußsteuerungsknöpfe; komplett Foot-Control-Buttons; assembly	EA110500025		✓	✓	✓
4	1	Warnstreifen, links & rechts Safety warning stripes, left & right	K11000285C-1152		X	X	✓
5	2	Gummipuffer mit Schrauben Rubber buffer with screws	K11000740C25		X	X	✓
6	2	LED Warnleuchte mit Schrauben LED flashing platform lights with screws	EA111500289C		X	X	✓



* ULTK-1000ST/AL: Frito Lay
 ULTK-1500ST/AL: NDA

3. Plateau / Platform

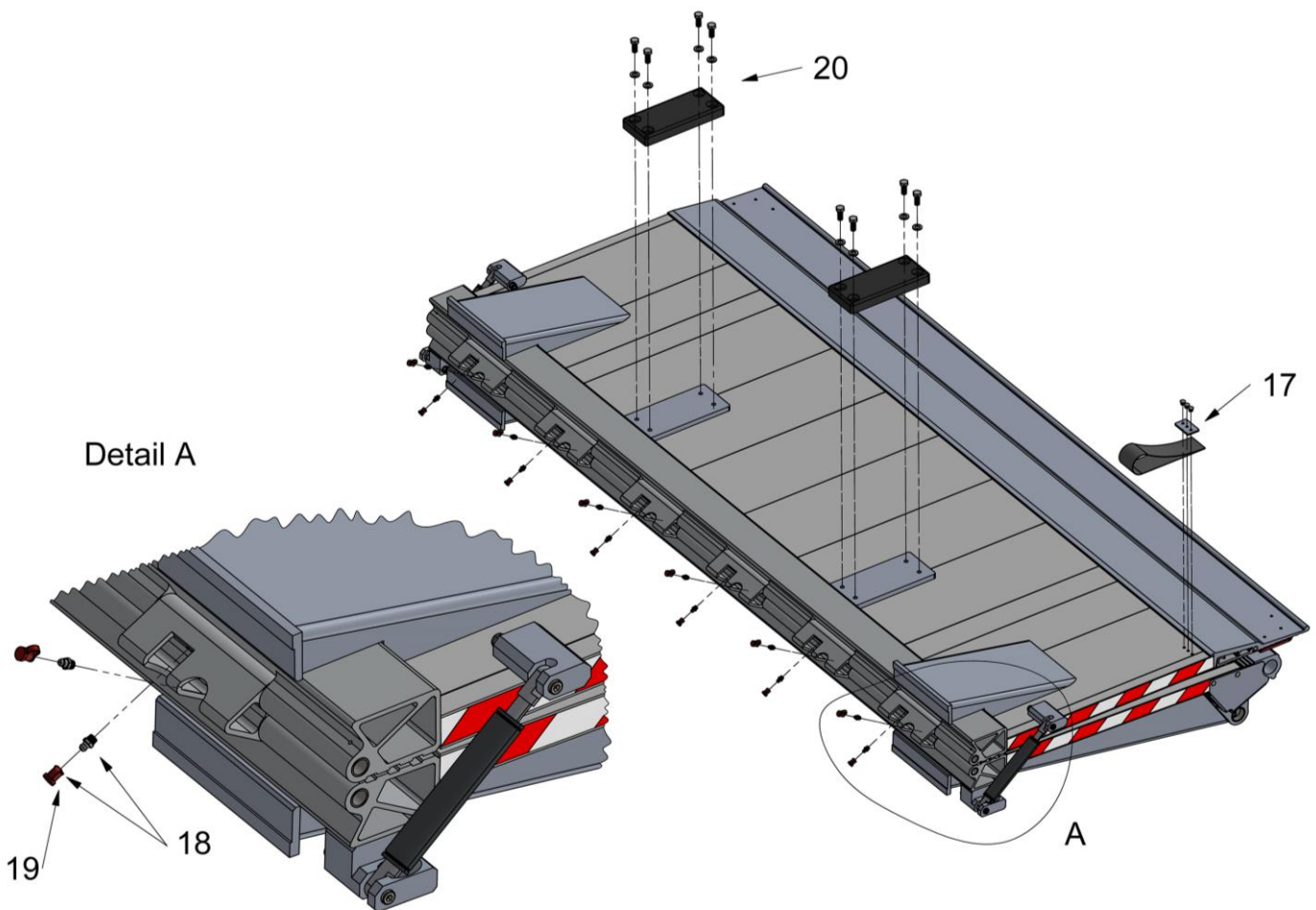
Nr. No.	Stk. Pcs.	Bezeichnung Description	Artikel Nr. Part No.	Zeichnungs Nr. Drawing No.	passend für* suitable for*		
					ULTK-1000 10133-10147	ULTK-1000 10412-10416 10441-10450	ULTK-1500 10473-10492
7	2	Gasfeder mit Schrauben Gas spring with screws	K11000567C_70		X	X	✓
8	1	Plateaudeckel rechts mit Nieten Cover for platform right with rivets	K12900130C		X	X	✓
9	1	Plateaudeckel links mit Nieten Cover for platform left with rivets	K12900135C		X	X	✓
10	1	Aluminium-Buchsensatz Bushing set	PA1P0300M		X	X	✓
11	2	Aluminium-Buchse L=13,5mm Bushing	PA1P0302	L-1500AL-5.3	X	X	✓
12	4	Aluminium-Buchse L=50mm Bushing	PA1P0304	L-1500AL-5.2	X	X	✓
13	8	Aluminium-Bundbuchse L=52mm Bushing	PA1P0308B	L-1500AL-5.2B	X	X	✓
14	1	PG-9 Verschraubung für Kabelschuttschlauch Fitting for cable protection hose	EA111500225		✓	✓	✓
15	1	Kabelschuttschlauch PG-9, L=2,3m Cable protection hose	EA111500164_2300		✓	✓	✓
16	1	3-poliges Kabel L=3,5m 3-pole cable	EA111500081_3500		✓	✓	✓



* ULTK-1000ST/AL: Frito Lay
ULTK-1500ST/AL: NDA

3. Plateau / Platform

Nr. No.	Stk. Pcs.	Bezeichnung Description	Artikel Nr. Part No.	Zeichnungs Nr. Drawing No.	passend für* suitable for*		
					ULTK-1000 10133-10147	ULTK-1000 10412-10416 10441-10450	ULTK-1500 10473-10492
17	1	Gurtband mit Blech und Nieten Handle strap with sheet and rivets	PA0UTK0100		X	X	✓
18	12	Schmiernippel M8x1 mit Staubkappe Grease fitting with cap	S141241000019C		✓	✓	✓
19	12	Staubkappe für Schmiernippel Cap for grease fitting	S141241000099		✓	✓	✓
20	2	Rammplatte mit Schrauben Bumper with screws	K11000735C		X	X	✓

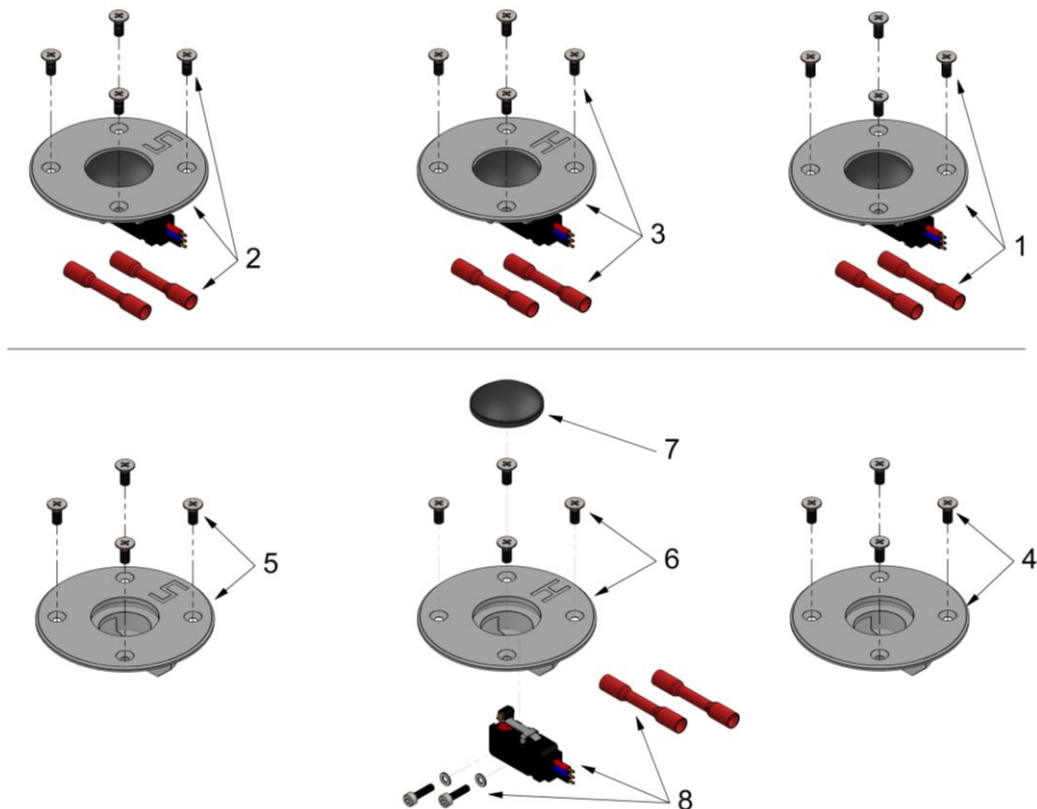


* ULTK-1000ST/AL: Frito Lay
 ULTK-1500ST/AL: NDA

3. Plateau / Platform

3-Knopf-Fußsteuerung / 3-Button-Foot-Control

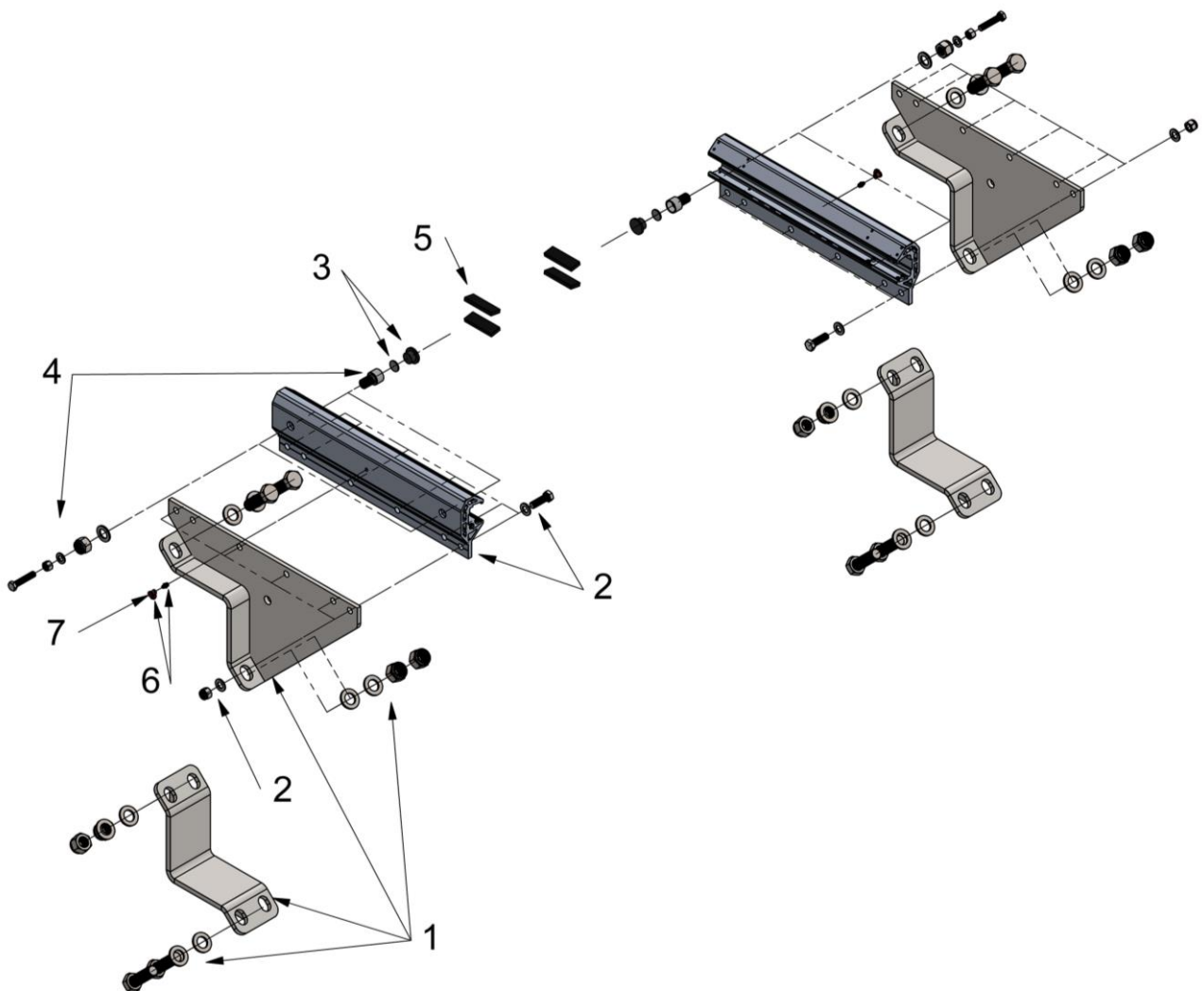
Nr. No.	Stk. Pcs.	Bezeichnung Description	Artikel Nr. Part No.	Zeichnungs Nr. Drawing No.	passend für* suitable for*		
					ULTK-1000 10133-10147	ULTK-1000 10412-10416 10441-10450	ULTK-1500 10473-10492
-	1	Fußsteuerungsknöpfe; komplett Foot-Control-Buttons; assembly	EA110500025		✓	✓	✓
1	1	Fußsteuerungsknopf Neutral; komplett Foot-Control-Button neutral; assembly	EA110500002	FSK-2000-1	✓	✓	✓
2	1	Fußsteuerungsknopf Senken; komplett Foot-Control-Button lower; assembly	EA110500001	FSK-2000-2	✓	✓	✓
3	1	Fußsteuerungsknopf Heben; komplett Foot-Control-Button raise; assembly	EA110500000	FSK-2000-3	✓	✓	✓
4	1	Fußsteuerungsgehäuse Neutral mit Schrauben Foot-Control-Casing neutral with screws	EA110500014C	FSK-2000-1-1	✓	✓	✓
5	1	Fußsteuerungsgehäuse Senken mit Schrauben Foot-Control-Casing lower with screws	EA110500013C	FSK-2000-2-1	✓	✓	✓
6	1	Fußsteuerungsgehäuse Heben mit Schrauben Foot-Control-Casing raise with screws	EA110500012C	FSK-2000-3-1	✓	✓	✓
7	Gummistoppel Rubber stubble	EA110500010	FSK-2000-4	✓	✓	✓	
8	1	Mikroschalter mit Schrauben und Schrumpfstoßverbinder Micro switch with screws and butt connector	EA110500005C		✓	✓	✓



* ULTK-1000ST/AL: Frito Lay
ULTK-1500ST/AL: NDA

4. Flansch / *Mounting bracket*

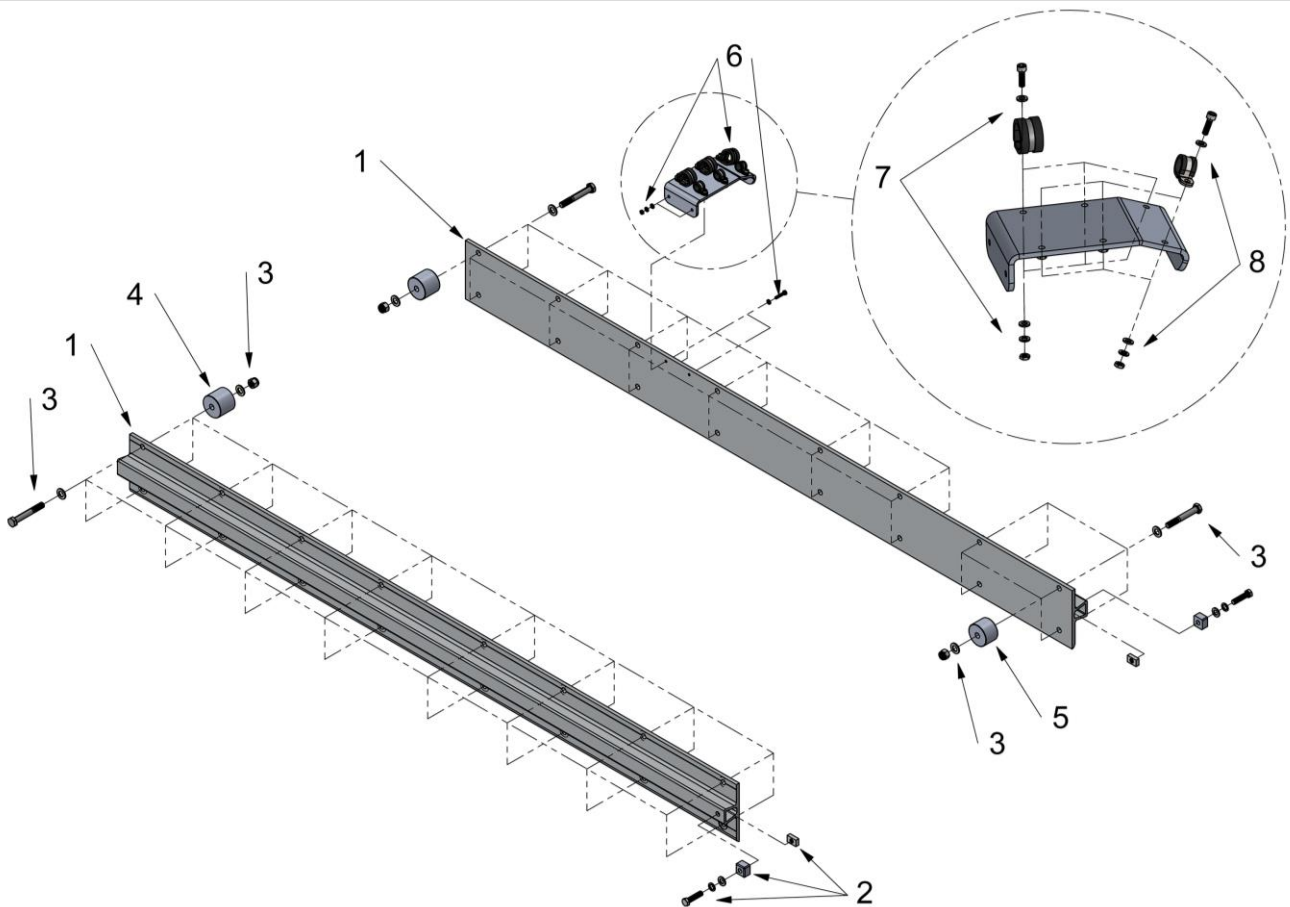
Nr. No.	Stk. Pcs.	Bezeichnung Description	Artikel Nr. Part No.	Zeichnungs Nr. Drawing No.	passend für* suitable for*		
					ULTK-1000 10133-10147	ULTK-1000 10412-10416 10441-10450	ULTK-1500 10473-10492
-	1	Flansch links und rechts; komplett Mounting brackets left and right; assembly	FU0M0S352565XXC	ULTK-1501ST-4K	X	X	✓
1	2	Flansch mit Schrauben Mounting brackets with screws	FU0M0S352565XX	ULTK-1501ST-4	X	X	✓
2	2	Führungsschlitten mit Schrauben Guide Block with screws	FU1PFN0565C	ULB-2001ST-4.6K	X	X	✓
3	4	Gleitelement rund mit Druckscheibe Slide element circular with pressure disc	K12000092C	UTK-2000ST-SS-4.6.2 ULB-1500AL-4.8	✓	✓	✓
4	4	Gleitelementführung mit Schraube Guide for sliding element with screw	K12000096C	UTK-2000ST-SS-4.6.1	✓	✓	✓
5	8	Gleitelement eckig Slide element rectangular	K12000095	ULB-1500AL-4.9A	✓	✓	✓
6	2	Schmiernippel M8x1 mit Staubkappe Grease fitting with cap	S141241000019C		✓	✓	✓
7	2	Staubkappe für Schmiernippel Cap for grease fitting	S141241000099		✓	✓	✓



* ULTK-1000ST/AL: Frito Lay
 ULTK-1500ST/AL: NDA

4.1. Führungsschiene / Rail

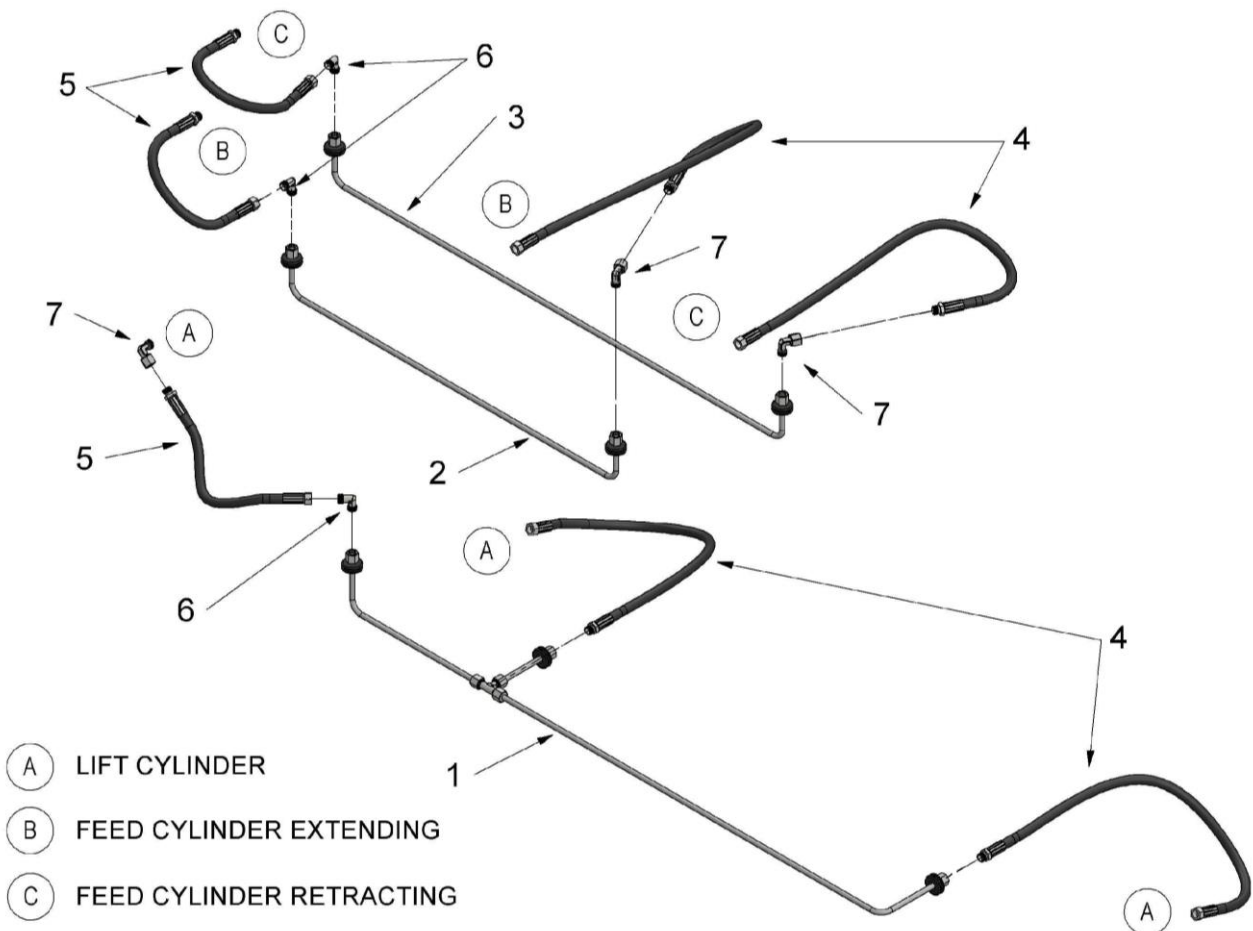
Nr. No.	Stk. Pcs.	Bezeichnung Description	Artikel Nr. Part No.	Zeichnungs Nr. Drawing No.	passend für* suitable for*		
					ULTK-1000 10133-10147	ULTK-1000 10412-10416 10441-10450	ULTK-1500 10473-10492
-	1	Führungsschiene links und rechts; komplett Rail left and right; assembly	FU0PSN2095	ULTK-1500AL-10.2/2095/K	X	X	✓
1	2	Führungsschiene Rail	FU1PSN2095	ULTK-1500AL-10.2/2095	X	X	✓
2	2	Endanschlag mit Schraube End stop with screw	K11002070C	ULTK-751AL-11.2 L-500AL-7.2	✓	✓	✓
3	32	Sechskantschraube M14x100 Scheibe und Sicherungsmutter Hexagon head screw with flat washer and self – locking hexagonal nut	S93381140100C		✓	✓	✓
4	28	Aluhülse L=50.8mm (2") Spacer	K11007020	ULTK-1500AL-10.3/50.8	X	X	✓
5	4	Aluhülse L=40.8mm (1,58") Spacer	K11007025	ULTK-1500AL-10.3/40.8	X	X	✓
6	1	Schlauchführung mit Schellen und Schrauben Hose guide with clamps and screws	K11007005C	MA-SF-PG21/16	X	X	✓
7	3	Schelle RSGU30 mit Schraube Clamp with screw	EA111500183C20		X	✓	✓
8	3	Schelle RSGU20 mit Schraube Clamp with screw	EA111500182C20		X	X	✓



* ULTK-1000ST/AL: Frito Lay
ULTK-1500ST/AL: NDA

5. Hydraulikleitungen / *Hydraulic lines*

Nr. No.	Stk. Pcs.	Bezeichnung Description	Artikel Nr. Part No.	Zeichnungs Nr. Drawing No.	passend für* suitable for*		
					ULTK-1000 10133-10147	ULTK-1000 10412-10416 10441-10450	ULTK-1500 10473-10492
-	1	Hydraulikleitungen; komplett Hydraulic lines; assembly	RS0MF1400ULTK	ULTK-1502ST/AL-5K	X	X	✓
1	1	Hydraulikrohr „Hubzylinder-A“ Hydraulic tube "lift cylinder-A"	RS1MF14000101	ULTK-1502ST/AL-5.1	X	X	✓
2	1	Hydraulikrohr „Vorschubzyl., ausfahren-B“ Hydraulic tube "feed cyl., extending-B"	RS1MF14000201	ULTK-1502ST/AL-5.2	X	X	✓
3	1	Hydraulikrohr „Vorschubzyl., einfahren-C“ Hydraulic tube "feed cyl., retracting-C"	RS1MF14000301	ULTK-1502ST/AL-5.3	X	X	✓
4	4	HD-Schlauch L=750 1x Mutter, Thermoplast High pressure hose L=750 1x nut, thermoplastic	RS1NG60750AT		✓	✓	✓
5	3	HD-Schlauch L=350 1x Mutter, Thermoplast High pressure hose L=350 1x nut, thermoplastic	RS1NG60350BT		✓	✓	✓
6	3	Winkelstück ohne Mutter 8L Elbow fitting without nut	RV11700032		✓	✓	✓
7	3	Winkelstück mit Mutter 8L Elbow fitting with nut	RV10700002		✓	✓	✓



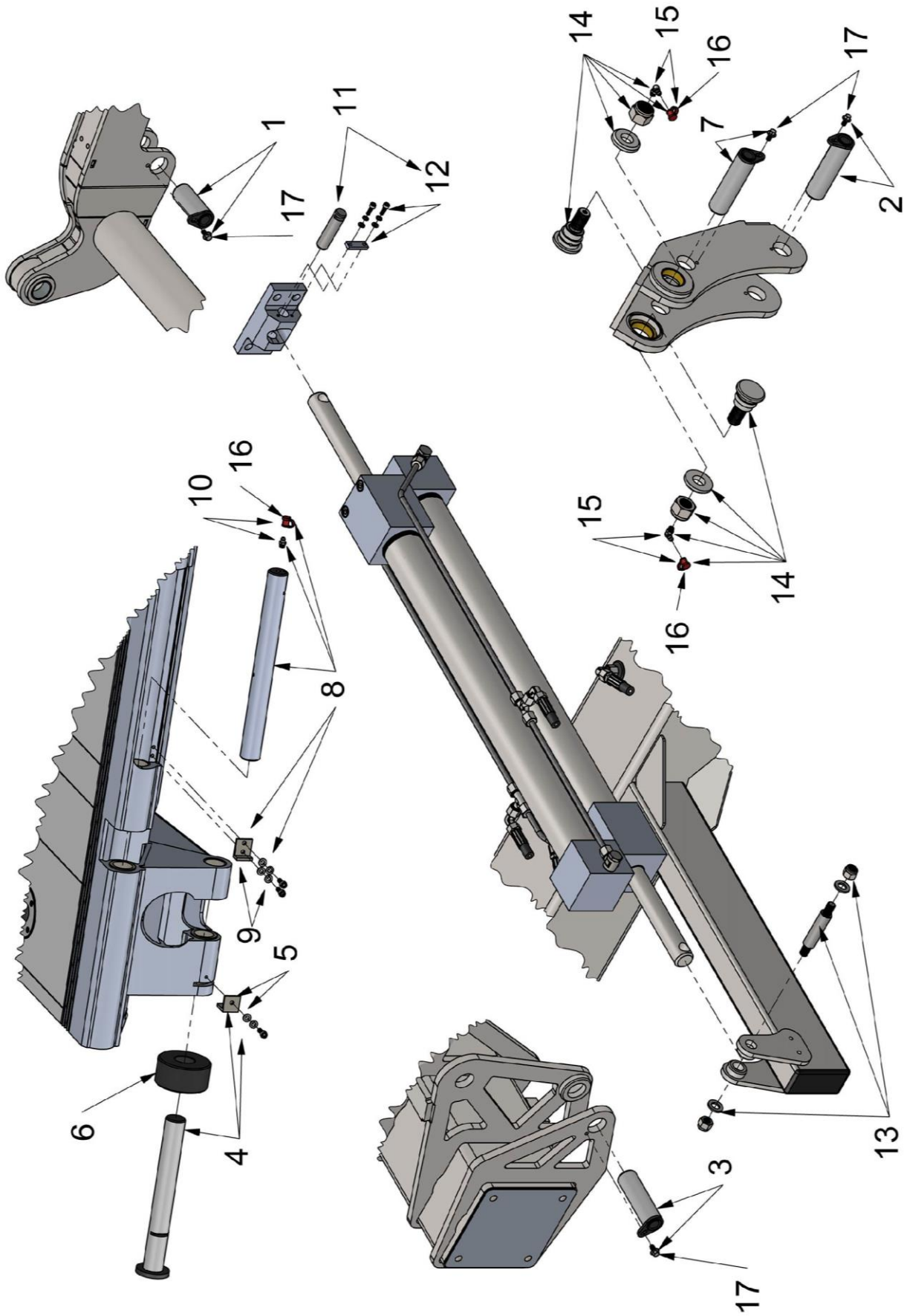
* ULTK-1000ST/AL: Frito Lay
 ULTK-1500ST/AL: NDA

6. Bolzensatz / *Bolt set*

Nr. No.	Stk. Pcs.	Bezeichnung Description	Artikel Nr. Part No.	Zeichnungs Nr. Drawing No.	passend für* suitable for*		
					ULTK-1000 10133-10147	ULTK-1000 10412-10416 10441-10450	ULTK-1500 10473-10492
-	1	Bolzensatz; komplett Bolt set; assembly	BV0M2	ULTK-1502ST/AL-6K	X	X	✓
1	2	Bolzen (Hubzyl. - Hubwerk) mit Schraube Bolt (Lift cyl. - hoisting unit) with screw	BS1PST0210C	L-1502ST-6.1	X	X	✓
2	2	Bolzen (Neigeschwinge – Hubzyl.) mit Schraube Bolt (Tilting bracket - lift cyl.) with screw	BS1MST0510C	L-1502ST-6.4	X	X	✓
3	2	Bolzen (Tragkörper - Lenker) mit Schraube Bolt (Cross beam – lever arm) with screw	BV1MST0710C	ULTK-1502ST-6.1	X	X	✓
4	2	Bolzen (Plateau – Lenker) mit Bolzensicherungswinkel und Schraube Bolt (Platform – lever arm) with locking angle and screw	BS1PAL0310C	L-1500AL-6.2 L-1500AL-6.9	X	X	✓
5	2	Bolzensicherungswinkel mit Schraube Locking angle for bolt with screw	BS1AL0303C	L-1500AL-6.9	✓	✓	✓
6	2	Verschleißrolle Wear roll	BS1P0800	L-1500ST-6.8	X	X	✓
7	2	Bolzen (Hubwerk – Neigeschwinge) mit Schraube Bolt (Hoisting unit – tilting bracket) with screw	BS1MST0510C	L-1502ST-6.4	X	X	✓
8	2	Bolzen (Plateau – Hubwerk) mit Bolzensicherungswinkel, Schrauben und Schmiernippel Bolt (Platform – hoisting unit) with locking angle, screws and grease fitting	BS1PAL0410BC	L-1500AL-6.3B L-1500AL-6.10	X	X	✓
9	2	Bolzensicherungswinkel mit Schrauben Locking angle for bolt with screws	BS1AL0401C	L-1500AL-6.10	✓	✓	✓
10	2	Schmiernippel M8x1 mit Staubkappe Grease fitting with cap	S141241000019C		✓	✓	✓
11	1	Bolzen (Vorschubzylinder - Lagerblock) mit Bolzensicherungsplatte und Schrauben Bolt (Feed cylinder – bearing block) with locking plate and screws	VZA1L0102C	ULB-VZL-2000-1 ULB-VZL-2000-2	X	X	✓
12	1	Bolzensicherungsplatte mit Schrauben Locking plate for bolt with screws	VZA1L0103C	ULB-VZL-2000-2	X	✓	✓
13	1	Bolzen (Vorschubzyl. - Tragkörper) mit Muttern Bolt (Feed cyl. – cross beam) with nuts	BV1MST0810C	ULTK-1500ST-6.2	X	X	✓
14	4	Bolzen (Tragkörper - Neigeschwinge) mit Scheibe, Mutter und Schmiernippel Bolt (Cross beam – tilting bracket) with washer, nut and grease fitting	BS1MST0401C	LTK-1500ST-8-1A LTK-1500ST-8-2A	X	X	✓
15	4	Schmiernippel M8x1-90° mit Staubkappe Grease fitting with cap	S141241000011C		✓	✓	✓
16	6	Staubkappe für Schmiernippel Cap for grease fitting	S141241000099		✓	✓	✓
17	8	Sperrzahnschraube RSL M6x12 Rip self-locking screw	S93381060012LS		✓	✓	✓

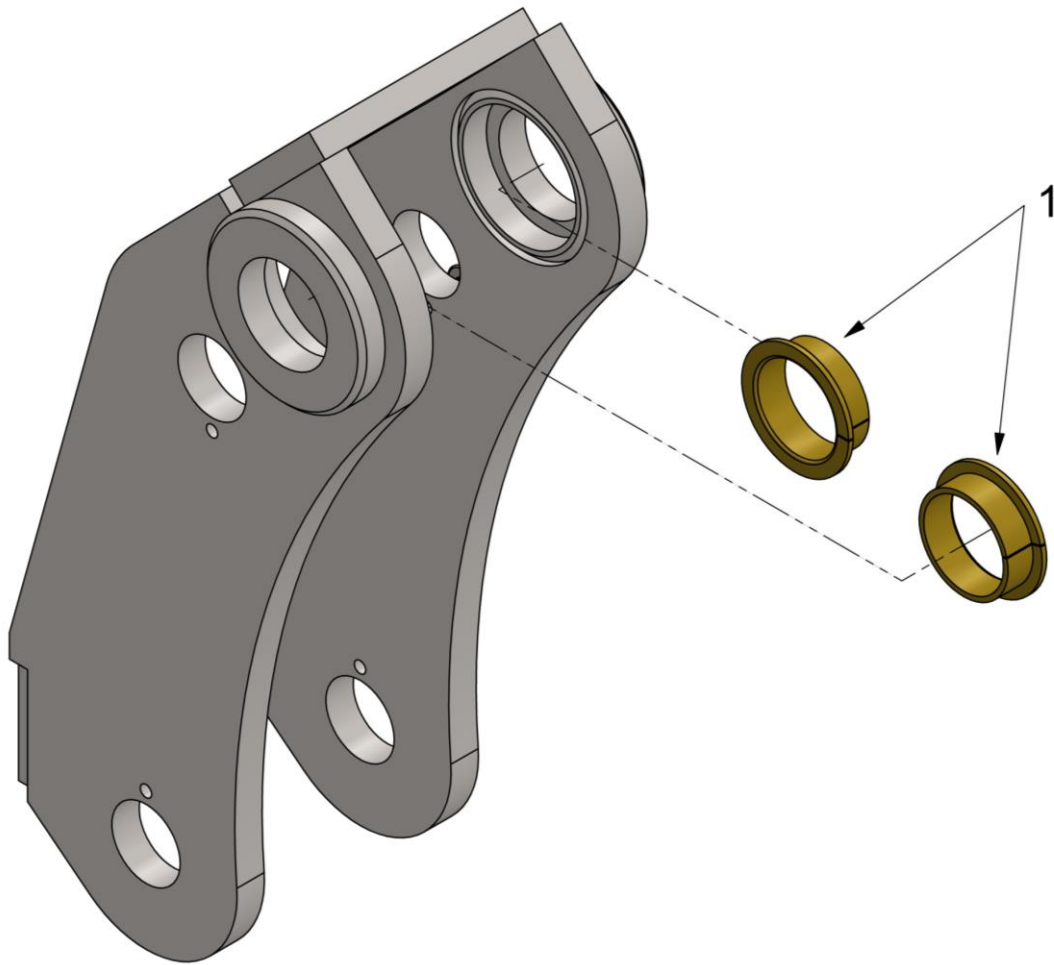
* ULTK-1000ST/AL: Frito Lay
ULTK-1500ST/AL: NDA

6. Bolzensatz / Bolt set



7. Neigeschwinge / *Tilting bracket*

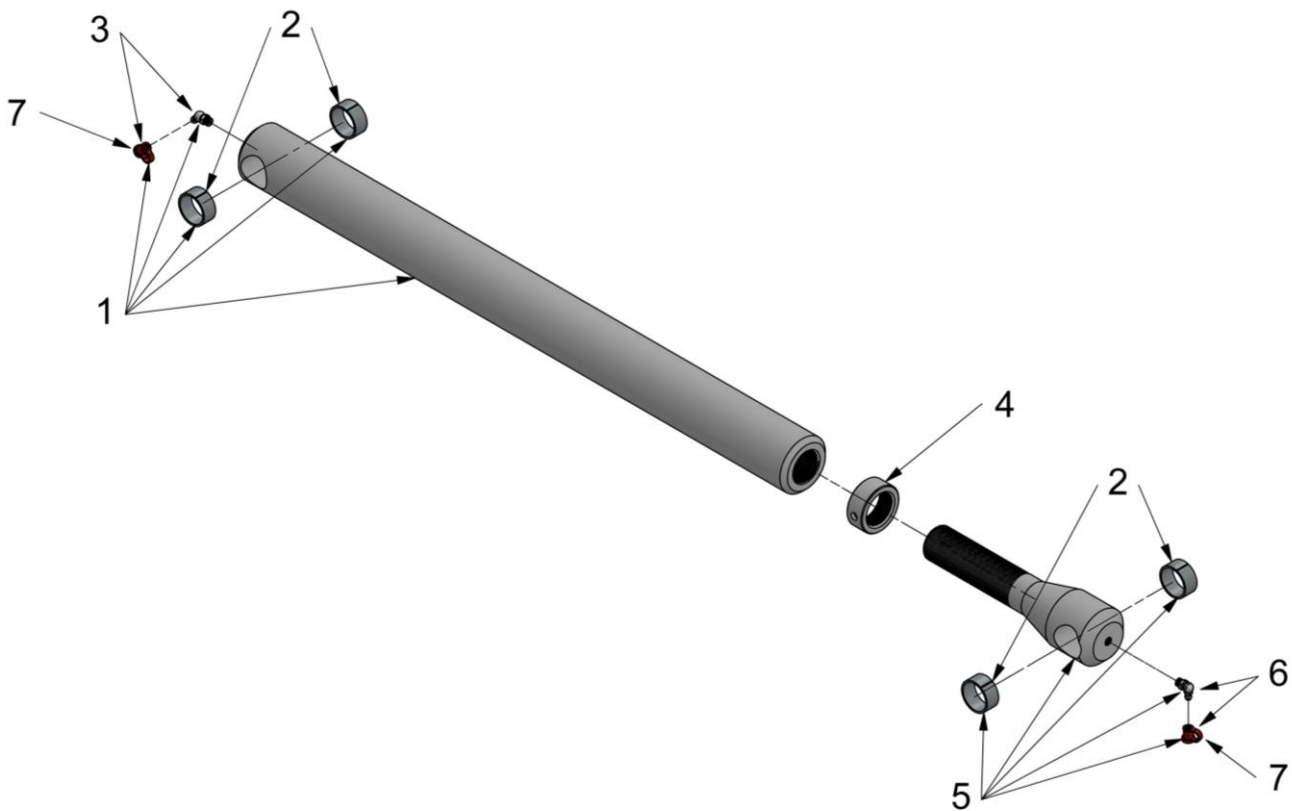
Nr. No.	Stk. Pcs.	Bezeichnung Description	Artikel Nr. Part No.	Zeichnungs Nr. Drawing No.	passend für* suitable for*		
					ULTK-1000 10133-10147	ULTK-1000 10412-10416 10441-10450	ULTK-1500 10473-10492
-	2	Neigeschwinge; komplett Tilting bracket; assembly	NSSP01	LTK-2001ST-7K	X	X	✓
1	2	Bundbuchse FMB 393513 Flange bushing	K11000299		X	X	✓



* ULTK-1000ST/AL: Frito Lay
 ULTK-1500ST/AL: NDA

8. Lenker einstellbar / *Lever arm adjustable*

Nr. No.	Stk. Pcs.	Bezeichnung Description	Artikel Nr. Part No.	Zeichnungs Nr. Drawing No.	passend für* suitable for*		
					ULTK-1000 10133-10147	ULTK-1000 10412-10416 10441-10450	ULTK-1500 10473-10492
-	2	Lenker einstellbar; komplett Lever arm adjustable; assembly	LA0M0100	ULTK-1500ST-7M	X	X	✓
1	1	Lenkerstange mit Buchsen und Schmiernippel Lever arm rod with bushings and grease fitting	LA1M0100	ULTK-1501ST-7-1M	X	X	✓
2	4	Buchse DU3015 Bushing	K11000100		X	X	✓
3	1	Schmiernippel M8x1-45° mit Staubkappe Grease fitting with cap	S141241000009C		✓	✓	✓
4	1	Kontermutter Locking nut	ZSA1MM0500	SZ-1500-13M/L	✓	✓	✓
5	1	Druckstange mit Buchsen und Schmiernippel Clevis with bushings and grease fitting	ZSA1MM0400_90	SZ-1500-14M	X	X	✓
6	1	Schmiernippel M8x1-90° mit Staubkappe Grease fitting with cap	S141241000011C		X	X	✓
7	2	Staubkappe für Schmiernippel Cap for grease fitting	S141241000099		✓	✓	✓



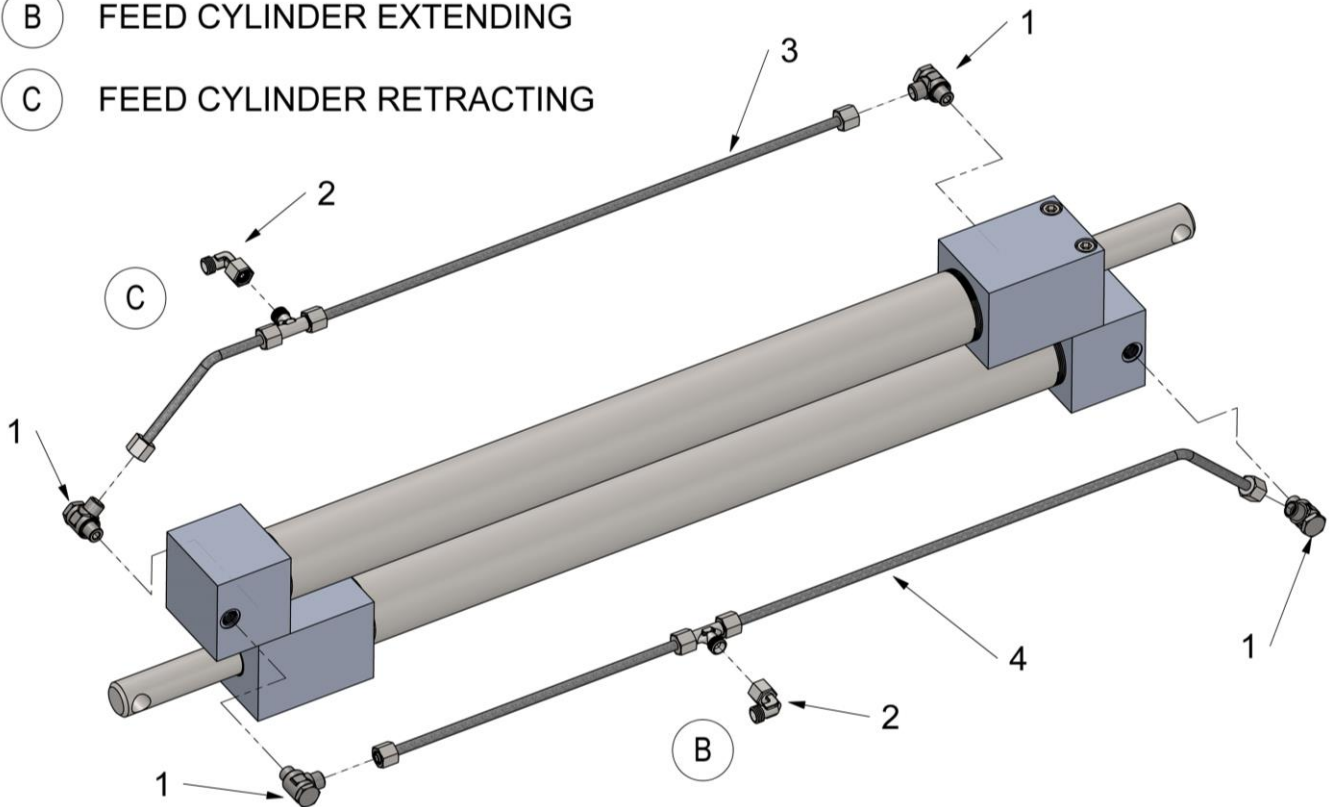
* ULTK-1000ST/AL: Frito Lay
 ULTK-1500ST/AL: NDA

9. Vorschubzylinder / *Feed cylinder*

Nr. No.	Stk. Pcs.	Bezeichnung Description	Artikel Nr. Part No.	Zeichnungs Nr. Drawing No.	passend für* suitable for*		
					ULTK-1000 10133-10147	ULTK-1000 10412-10416 10441-10450	ULTK-1500 10473-10492
-	1	Vorschubzylinder; komplett Feed cylinder; assembly	ZV0Z1470_5030	DWZ-50/30/1470	X	X	✓
-	1	Dichtsatz; komplett Seal kit; assembly	DV0Z5030		X	X	✓
1	4	Schwenkverschraubung G1/4"-8L Swivel screw fitting	RV10700003		X	✓	✓
2	2	Winkelstück mit Mutter 8L Elbow fitting with nut	RV10700002		✓	✓	✓
3	1	Rohrleitung „Vorschubzyl. einfahren-C“ Hydraulic tube „Feed cyl. retracting-C“	ZV1Z14700530		X	X	✓
4	1	Rohrleitung „Vorschubzyl., ausfahren-B“ Hydraulic tube „Feed cyl. extending-B“	ZV1Z14700535		X	X	✓

(B) FEED CYLINDER EXTENDING

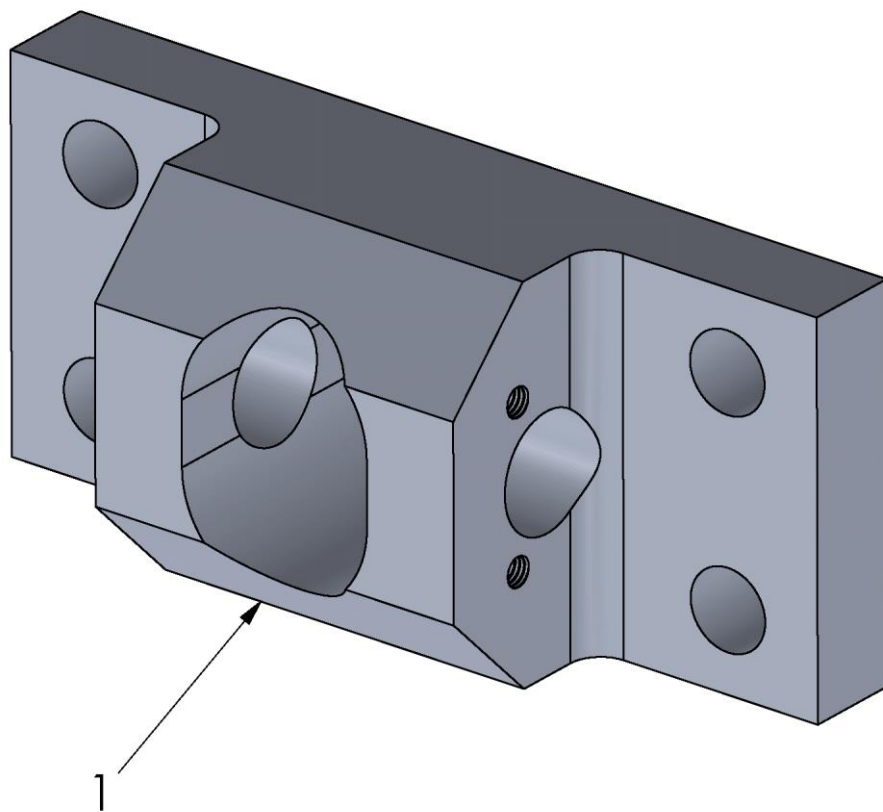
(C) FEED CYLINDER RETRACTING



* ULTK-1000ST/AL: Frito Lay
ULTK-1500ST/AL: NDA

9.1. Lagerblock / *Bearing block*

Nr. No.	Stk. Pcs.	Bezeichnung Description	Artikel Nr. Part No.	Zeichnungs Nr. Drawing No.	passend für* suitable for*		
					ULTK-1000 10133-10147	ULTK-1000 10412-10416 10441-10450	ULTK-1500 10473-10492
1	1	Lagerblock <i>Bearing block</i>	VZA1LS1300101	ULB-VZL-2000	X	X	✓



* ULTK-1000ST/AL: Frito Lay
 ULTK-1500ST/AL: NDA

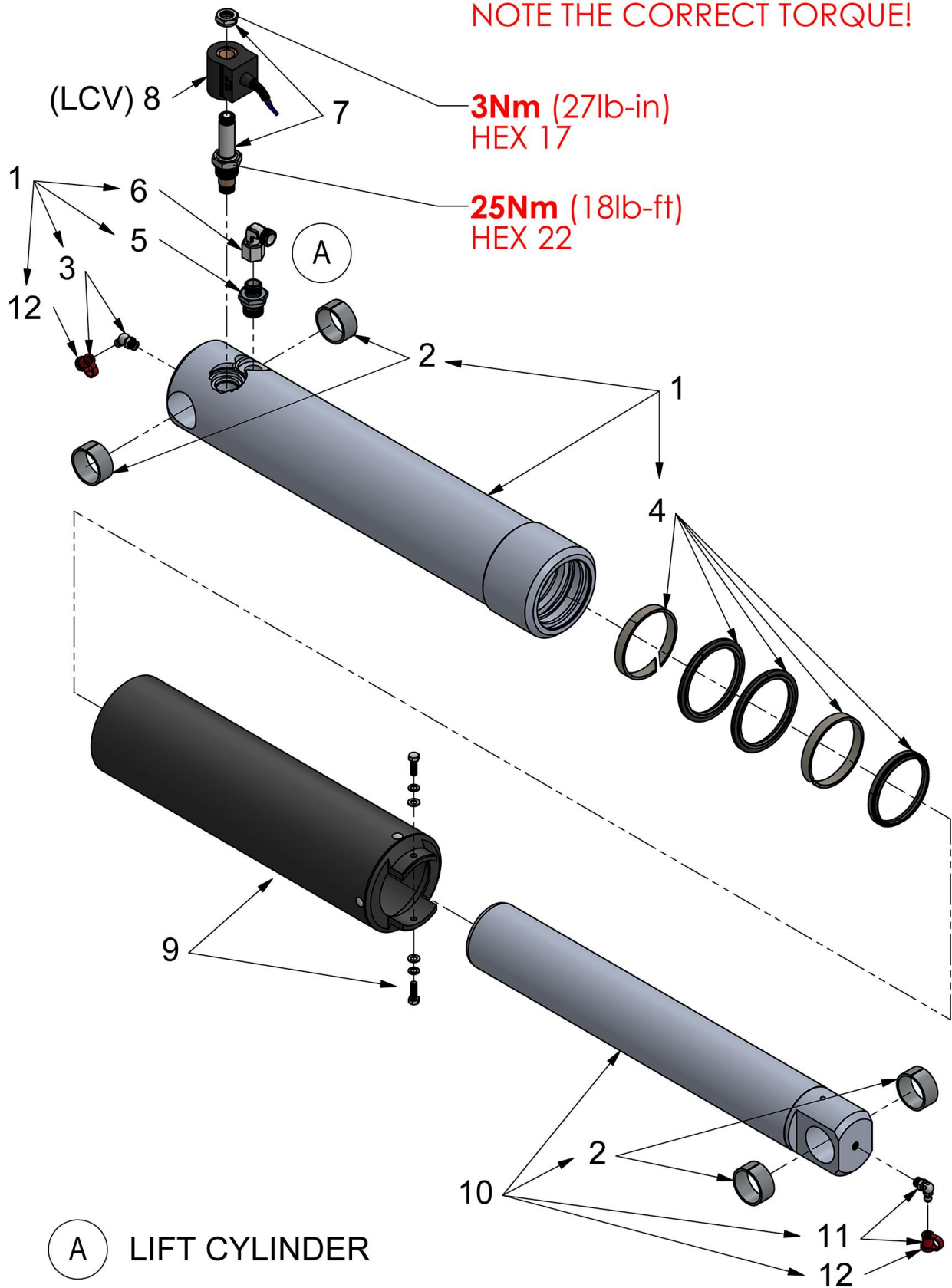
10. Hubzylinder / *Lift cylinder*

Nr. No.	Stk. Pcs.	Bezeichnung <i>Description</i>	Artikel Nr. <i>Part No.</i>	Zeichnungs Nr. <i>Drawing No.</i>	passend für* <i>suitable for*</i>		
					ULTK-1000 10133-10147	ULTK-1000 10412-10416 10441-10450	ULTK-1500 10473-10492
-	2	Hubzylinder; komplett Lift cylinder; assembly	ZHA0P60S1	HZ-2000AL-60-E	X	X	✓
1	1	Zylinderrohr mit Verschraubungen, Buchsen, Dichtungen und Schmiernippel Cylinder tube with fittings, bushings, seals and grease fitting	ZHA1PE0200	HZ-2001-1	X	X	✓
2	4	Buchse DU3015 Bushing	K11000100		X	X	✓
3	1	Schmiernippel M8x1-45° mit Staubkappe Grease fitting with cap	S141241000009C		✓	✓	✓
4	1	Dichtsatz Seal kit	DH0P60		X	X	✓
5	1	Gerade Einschraubverschraubung G3/8"-8L Straight fitting	RV10700006		X	X	✓
6	1	Winkelstück mit Mutter 8L Elbow fitting with nut	RV10700002		✓	✓	✓
7	1	2/2-Wegeventil 2/2-Way valve	AT11400064	MHW-C-10FP	X	✓	✓
8	1	Magnet mit Kabel 12V Solenoid with cable	0GK01004	M33/K3500/12VDC/25W	X	✓	✓
9	1	Kolbenschutz mit Schrauben Dust cover with screws	ZHA1P0400	HZ-1500-3	X	X	✓
10	1	Kolbenstange mit Buchsen und Schmiernippel Piston rod with bushings and grease fitting	ZHA1P0300	HZ-2000-2	X	X	✓
11	1	Schmiernippel M8x1-90° mit Staubkappe Grease fitting with cap	S141241000011C		✓	✓	✓
12	2	Staubkappe für Schmiernippel Cap for grease fitting	S141241000099		✓	✓	✓

* ULTK-1000ST/AL: Frito Lay
ULTK-1500ST/AL: NDA

10. Hubzylinder / *Lift cylinder*

NOTE THE CORRECT TORQUE!

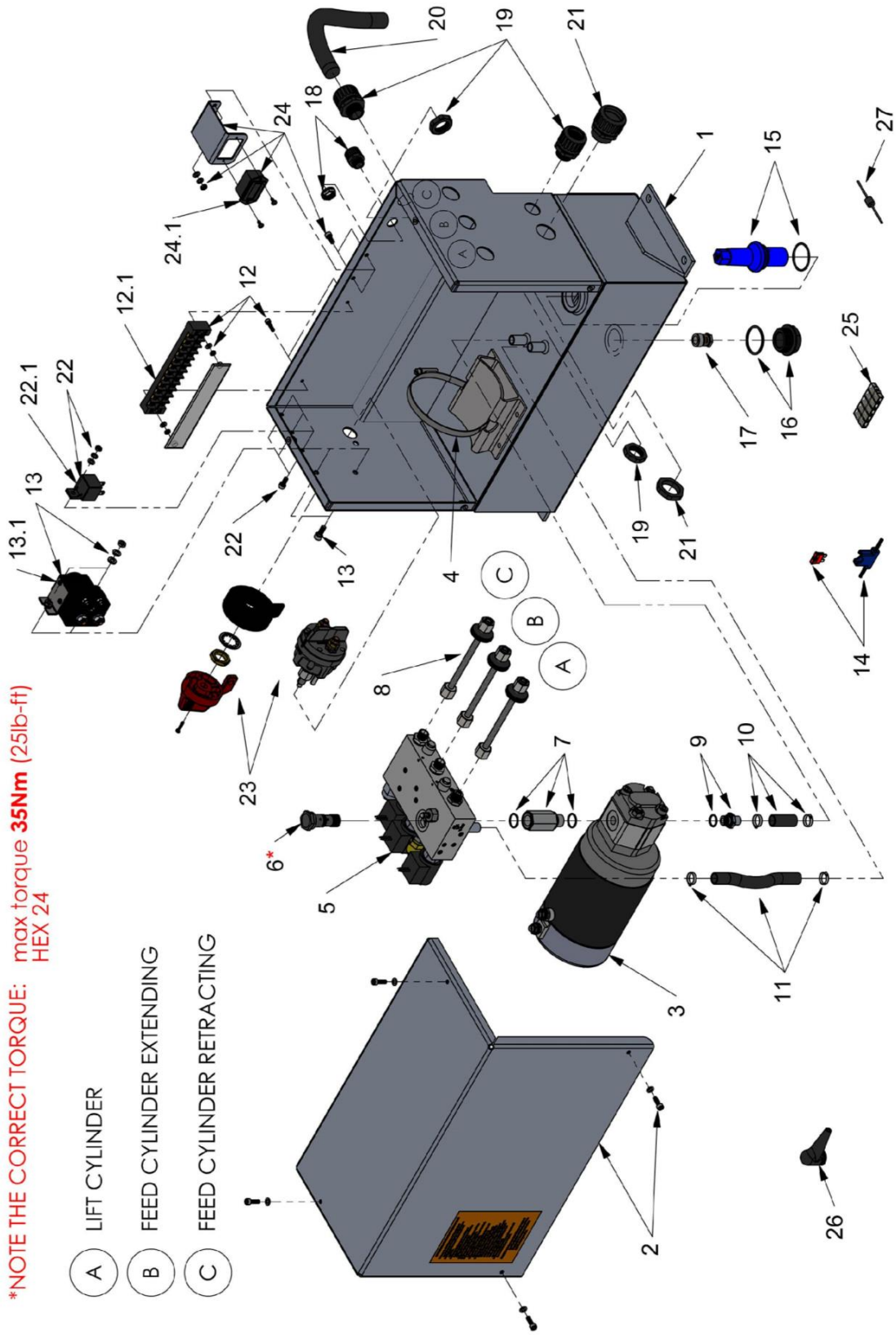


11. Hydraulikaggregat / *Power pack*

Nr. No.	Stk. Pcs.	Bezeichnung Description	Artikel Nr. Part No.	Zeichnungs Nr. Drawing No.	passend für* suitable for*		
					ULTK-1000 10133-10147	ULTK-1000 10412-10416 10441-10450	ULTK-1500 10473-10492
-	1	Hydraulikaggregat 12V; komplett Power pack; assembly	0PW1ULTK15B	ULTK15B	X	X	✓
1	1	Aggregatgehäuse Power pack case	0IK30390	ULTK15B-1	X	X	✓
2	1	Aggregatgehäusedeckel mit Schrauben Cover for power pack with screws	0IK30392C	ULTK15B-2	X	X	✓
3	1	Motor Pumpeneinheit 12V; komplett Motor-Pump unit; assembly	0PG29016	MHW-2000/1.60/12	X	X	✓
4	1	Schlauchschelle ø100-120/12 Clamp	0OK10040		✓	✓	✓
5	1	Ventilblock 12V; komplett Valve block; assembly	0EK20807F12	MHW-VB-327-M/12	✓	✓	✓
6	1	Wechselventil Shuttle valve	0FV21097	MHW-WV-1FO	✓	✓	✓
7	1	Verbindungsstück Adapter for shuttle valve	0RK25235	MHW-VS-KL1PG	X	X	✓
8	3	Hydraulik Rohr L=150mm Hydraulic tube	0XR10004_150		✓	✓	✓
9	1	Ansaugstutzen Screw for suction tube	0RK25080	MHW-AS-KL1PG	X	X	✓
10	1	Ansaugschlauch ø13/20, L=45mm mit Schlauchschelle Suction tube with clamp	0OK10126_45C		X	X	✓
11	1	Retourschlauch ø13/20, L=160mm mit Schlauchschelle Return tube with clamp	0OK10126_160C		X	X	✓
12	1	Klemmleiste mit Schrauben Cable connector with screws	0SK11220C		X	✓	✓
12.1	1	Klemmleiste 12-polig Cable connector	0SK11220		X	✓	✓
13	1	Magnetstartschalter 12V JK102 mit Schrauben Starter switch with screws	0BK00002C		✓	✓	✓
13.1	1	Magnetstartschalter 12V JK102 Starter switch	0BK00002		✓	✓	✓
14	1	Flachstecksicherung 12V – 25A mit Halter Fuse with holder	0SK11177C		✓	✓	✓
15	1	Öleinfüller für Öltank G1“ Dipstick for oil reservoir	0UK00042K		✓	✓	✓
16	1	Ölablassschraube G1“ Oil drain plug	0UK00049		✓	✓	✓
17	1	Ansaugfilter, austauschbar Suction filter, changeable	0NK10001	MHW-AFS-15.9/1	✓	✓	✓
18	1	PG-9 Verschraubung für Kabelschutzhose Fitting for cable protection hose	0SK10658		✓	✓	✓
19	2	PG-16 Verschraubung für Kabelschutzhose Fitting for cable protection hose	0SK10722		X	✓	✓
20	1	Kabelschutzhose PG-16, L=350mm Cable protection hose	0OK10140-350		X	✓	✓
21	1	PG-21 Verschraubung für Kabelschutzhose Fitting for cable protection hose	0SK10726		✓	✓	✓

* ULTK-1000ST/AL: Frito Lay
ULTK-1500ST/AL: NDA

11. Hydraulikaggregat / Power pack



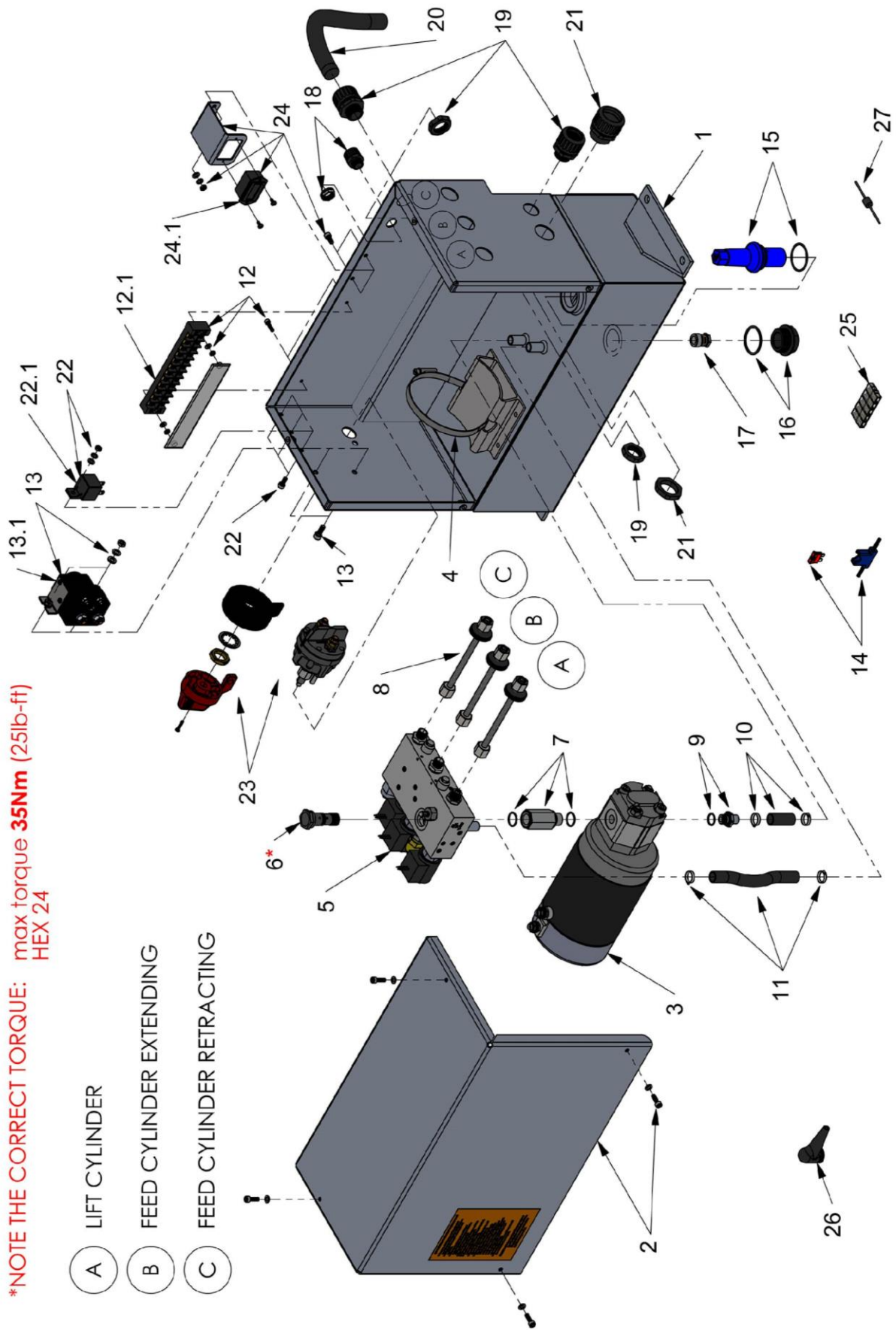
11. Hydraulikaggregat / *Power pack*

Nr. No.	Stk. Pcs.	Bezeichnung Description	Artikel Nr. Part No.	Zeichnungs Nr. Drawing No.	passend für* suitable for*		
					ULTK-1000 10133-10147	ULTK-1000 10412-10416 10441-10450	ULTK-1500 10473-10492
22	3	Würfelrelais 12V mit Schraube Cube-Relay with screw	OSK11180C		✓	✓	✓
22.1	3	Würfelrelais 12V Cube-Relay	OSK11180		✓	✓	✓
23	1	Batterietrennschalter Battery main switch	OSK11500		✗	✗	✓
24	1	Zählwerk mit Halterung und Schrauben Cycle counter with holder and screws	OSK11505C		✗	✗	✓
24.1	1	Zählwerk Cycle counter	OSK11505		✗	✗	✓
25	1	Kabelverbinder 5-polig Cable connector	OSK10215_5		✗	✓	✓
26	6	Polschutzkappe Protection cap for pole	OUK90000		✓	✓	✓
27**	4	Diode D1-D4 Diode	OSK10863C1-4		✓	✓	✓
	4	Diode D6-D9 Diode	OSK10863C6-9		✓	✓	✓
	1	Diode D10 Diode	OSK10863C10		✓	✓	✓

* ULTK-1000ST/AL: Frito Lay
ULTK-1500ST/AL: NDA

** Siehe elektrischen Schaltplan M-NDA-1
See electrical schematic

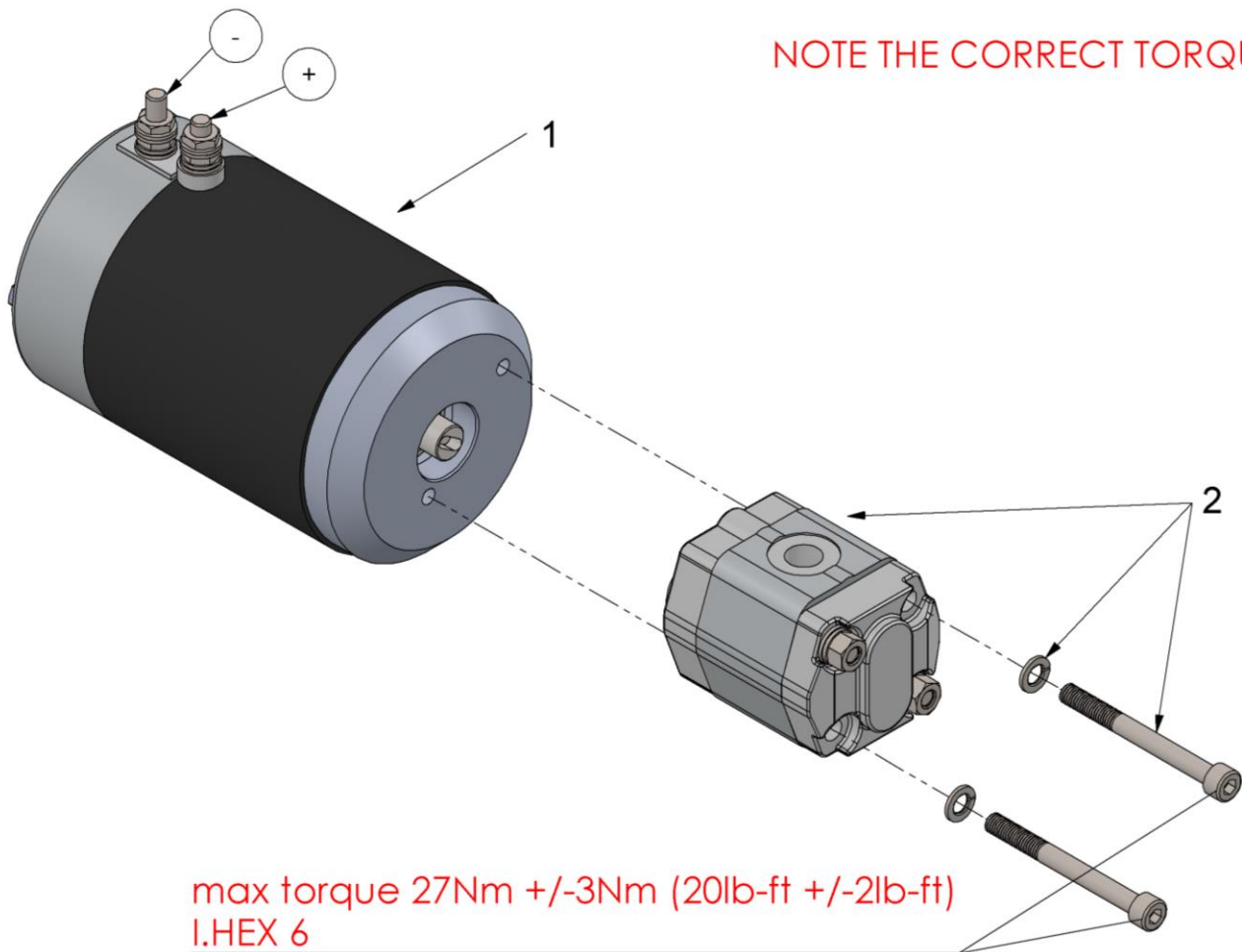
11. Hydraulikaggregat / Power pack



11. Hydraulikaggregat / *Power pack*

Motor Pumpeneinheit / *Motor-Pump unit*

Nr. No.	Stk. Pcs.	Bezeichnung Description	Artikel Nr. Part No.	Zeichnungs Nr. Drawing No.	passend für* suitable for*		
					ULTK-1000 10133-10147	ULTK-1000 10412-10416 10441-10450	ULTK-1500 10473-10492
-	1	Motor Pumpeneinheit 12V; komplett Motor-Pump unit; assembly	0PG29016	MHW-2000/1.60/12	X	X	✓
1	1	DC-Motor 12V – 2kW mit Adapterscheibe und Kupplung DC-Motor with adapter disc and coupling	0AK01025DCT		X	X	✓
2	1	Pumpe 1.6ccm mit Schrauben Pump with screws	0CK06089SF	MHW10AR1.6	X	X	✓



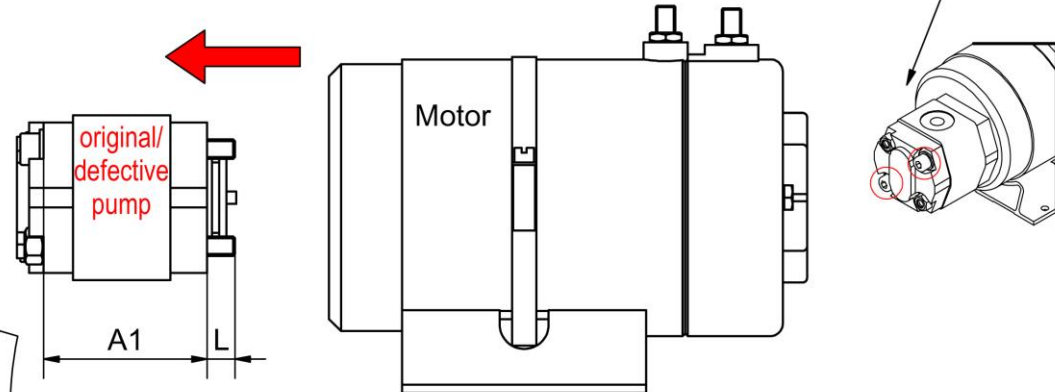
* ULTK-1000ST/AL: Frito Lay
ULTK-1500ST/AL: NDA

11. Hydraulikaggregat / *Power pack*

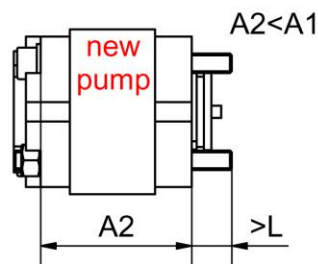
Anleitung zum Pumpentausch / *How to change the hydraulic pump*

HOW TO CHANGE THE HYDRAULIC PUMP

- Remove the 2 screws to dismantle the original/defective pump.

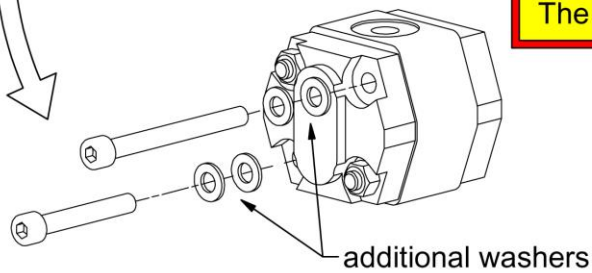


- If new and original/defective pump are not the same type, compare the measurement "A2" of new and the measurement "A1" of original/defective pump.

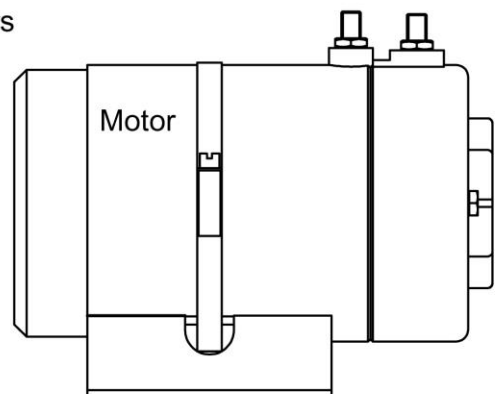
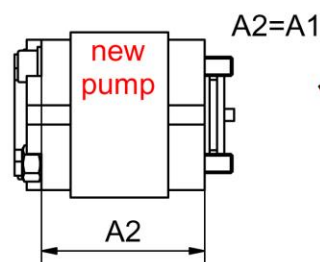


- If "A2" of the new pump is shorter than "A1" of the original/defective pump, additional washers must be placed to get the right screw length.

- ATTENTION: If measurement "L" is too long, the pump will not tighten on the motor. The new pump will be destroyed again!



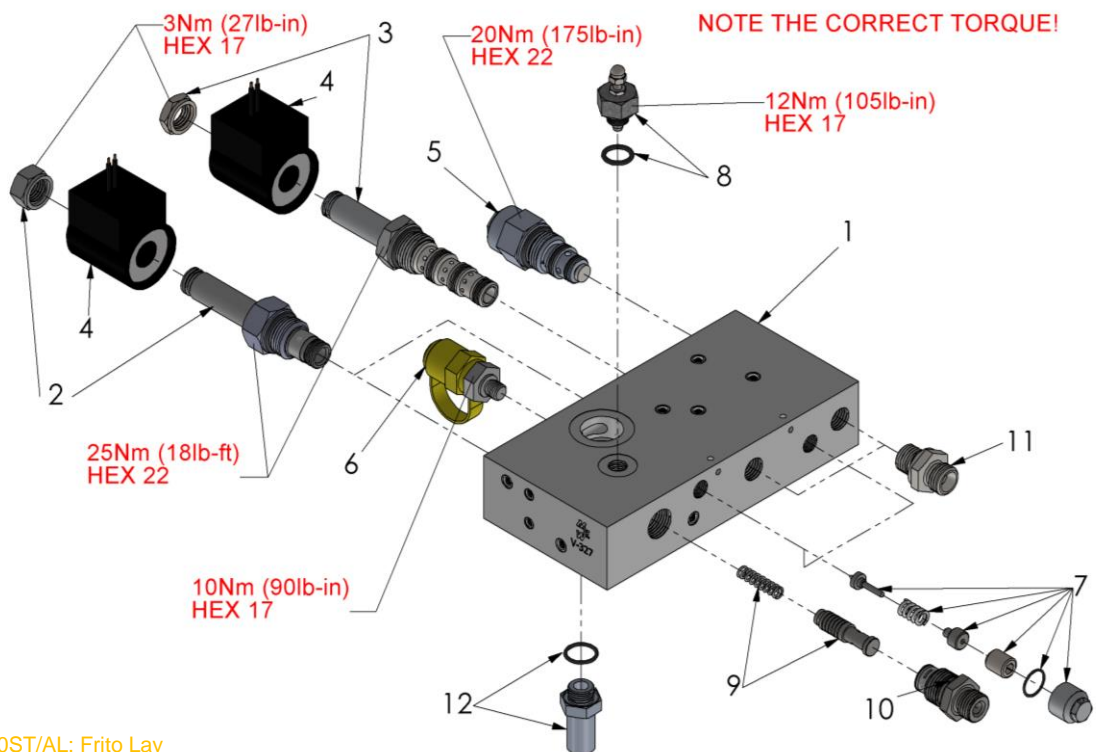
- If the screw length is correct, mount the new pump.



11. Hydraulikaggregat / *Power pack*

Ventilblock VB-327 / *Valve Block VB-327*

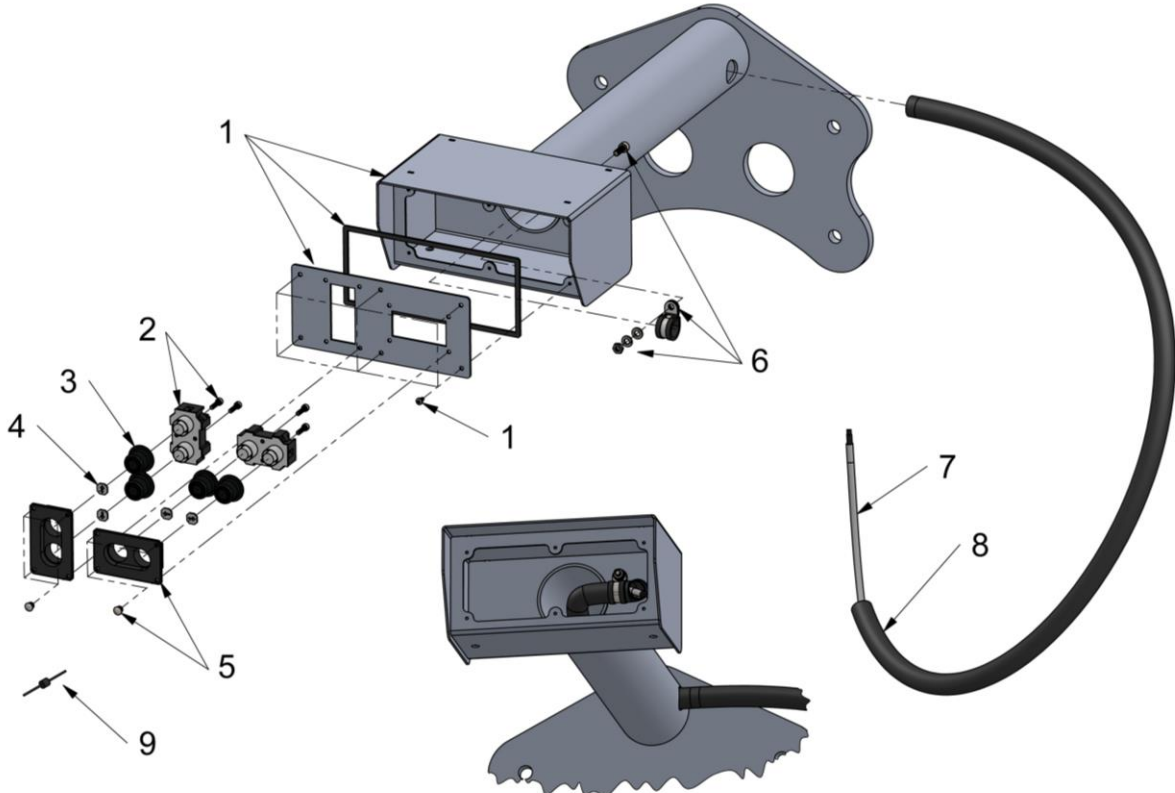
Nr. No.	Stk. Pcs.	Bezeichnung Description	Artikel Nr. Part No.	Zeichnungs Nr. Drawing No.	passend für* suitable for*		
					ULTK-1000 10133-10147	ULTK-1000 10412-10416 10441-10450	ULTK-1500 10473-10492
-	1	Ventilblock 12V; komplett Valve block; assembly	0EK20807F12	MHW-VB-327-M/12	✓	✓	✓
1	1	Ventilblock Valve block	0EK20807	MHW-VB-327	✓	✓	✓
2	2	2/2-Wegeventil 2/2-Way valve	0FV20097K	MHW-C-30FP-300	✓	✓	✓
3	1	4/2-Wegeventil 4/2-Way valve	0FV20241	MHW-C-70F	✓	✓	✓
4	3	Magnet mit Litzen 12V Solenoid with dual leads	0GK01001	M33/L300/12VDC/25W	✓	✓	✓
5	1	Gesteuertes Rückschlagventil Pilot check valve	0FV21061	MHW-GRSV-BG1	✓	✓	✓
6	1	Messanschluss Test point plug	AT11400077	MHW-MM8x1	✓	✓	✓
7	2	Sicherheitsventil Relief valve	0FV21067	MHW-SV7x1	✓	✓	✓
8	1	Einstellbare Drosselschraube Adjustable throttle	0FV20910	MHW-EDS-01	✓	✓	✓
9	1	Regelkolben und Feder für Mengenregelventil Piston and spring for flow control valve	0FV21130	MHW-EMRV-5SB	✓	✓	✓
10	1	Gerade Einschraubverschraubung mit Filter Straight fitting with filter	RV10700009	DFV-GE-G3/8"/8	✓	✓	✓
11	2	Gerade Einschraubverschraubung G1/4"-8L Straight fitting	0JK10041		✓	✓	✓
12	1	Adapter für Retourleitung Adapter return tube	0RK25056	MHW-RS-M12x1	✓	✓	✓



* ULTK-1000ST/AL: Frito Lay
ULTK-1500ST/AL: NDA

12. Steuerbox / Control box

Nr. No.	Stk. Pcs.	Bezeichnung Description	Artikel Nr. Part No.	Zeichnungs Nr. Drawing No.	passend für* suitable for*		
					ULTK-1000 10133-10147	ULTK-1000 10412-10416 10441-10450	ULTK-1500 10473-10492
-	1	Steuerbox; komplett Control box; assembly	EA111501025	ULTK-1500AL-11K	X	X	✓
1	1	Steuerboxgehäuse mit Dichtung, Druckknopfblech und Schrauben Control box housing with seal, plate for buttons and screws	EA111501005C	ULTK-1500AL-11 ULTK-1500AL-11.3	X	X	✓
2	2	Kontaktelement mit Schrauben Contact block with screws	0SK18545C	MHW-2KSM-2002	✓	✓	✓
3	2	Schutzkappe Protective cover, rubber	0SK18542	MHW-2KSM-2002-4	✓	✓	✓
4	4	Schild mit Pfeil Label with arrow	0SK13100	MHW-2KSM-2002-6	✓	✓	✓
5	2	Versenkung für Kontaktblock mit Nieten Recessed cover for push button with rivets	0RK71031KC	MHW-KEK-2D	✓	✓	✓
6	1	Schelle RSGU20 mit Schraube Clamp with screw	EA111500182C20		X	X	✓
7	1	6-poliges Kabel L=4m 6-pole cable	EA111500127_4000		X	X	✓
8	1	Kabelschutzschlauch PG-16, L=3,3m Cable protection hose	EA111500166_3300		X	X	✓
9**	1	Diode mit Kabel D5 Diode with cable	0SK10863C		✓	✓	✓

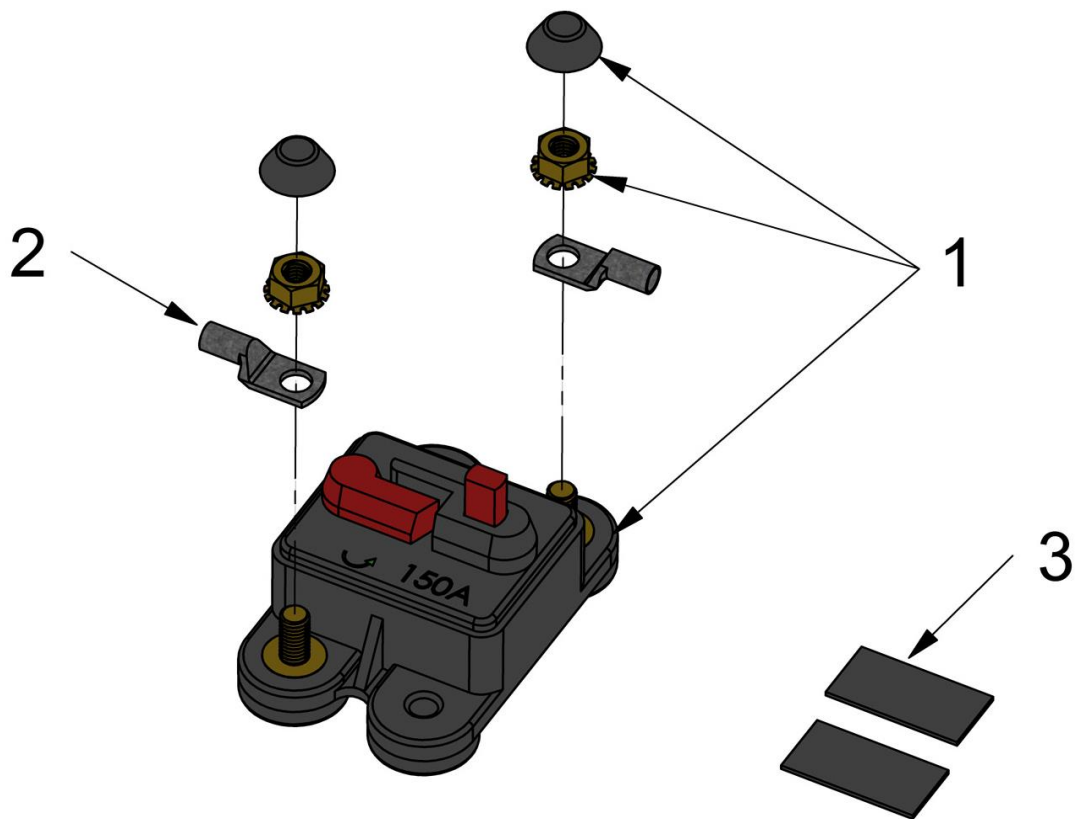


* ULTK-1000ST/AL: Frito Lay
ULTK-1500ST/AL: NDA

** Siehe elektrischen Schaltplan M-NDA-1
See electrical schematic

13. Sicherungsautomat / *Circuit breaker*

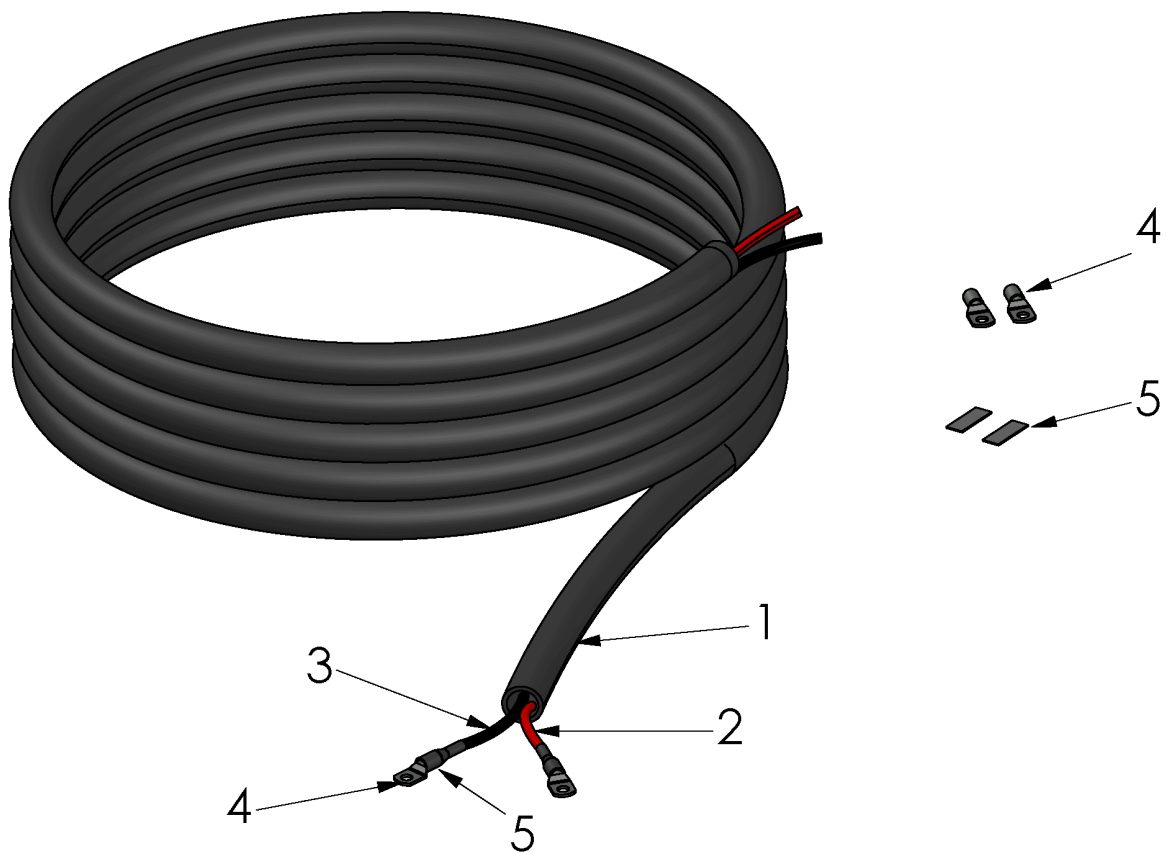
Nr. No.	Stk. Pcs.	Bezeichnung Description	Artikel Nr. Part No.	Zeichnungs Nr. Drawing No.	passend für* suitable for*		
					ULTK-1000 10133-10147	ULTK-1000 10412-10416 10441-10450	ULTK-1500 10473-10492
-	1	Sicherungsautomat; komplett Circuit breaker; assembly	0SK11510C		X	X	✓
1	1	Sicherungsautomat 150A Circuit breaker	0SK11510		X	X	✓
2	2	Kabelschuh 35mm ² ø8 Cable lug	EA111500102		✓	✓	✓
3	2	Schrumpfschlauch L=35mm Shrinking tube	EA111501137_35		✓	✓	✓



* UTLK-1000ST/AL: Frito Lay
 UTLK-1500ST/AL: NDA

14. Stromversorgungskabel / *Power supply cable*

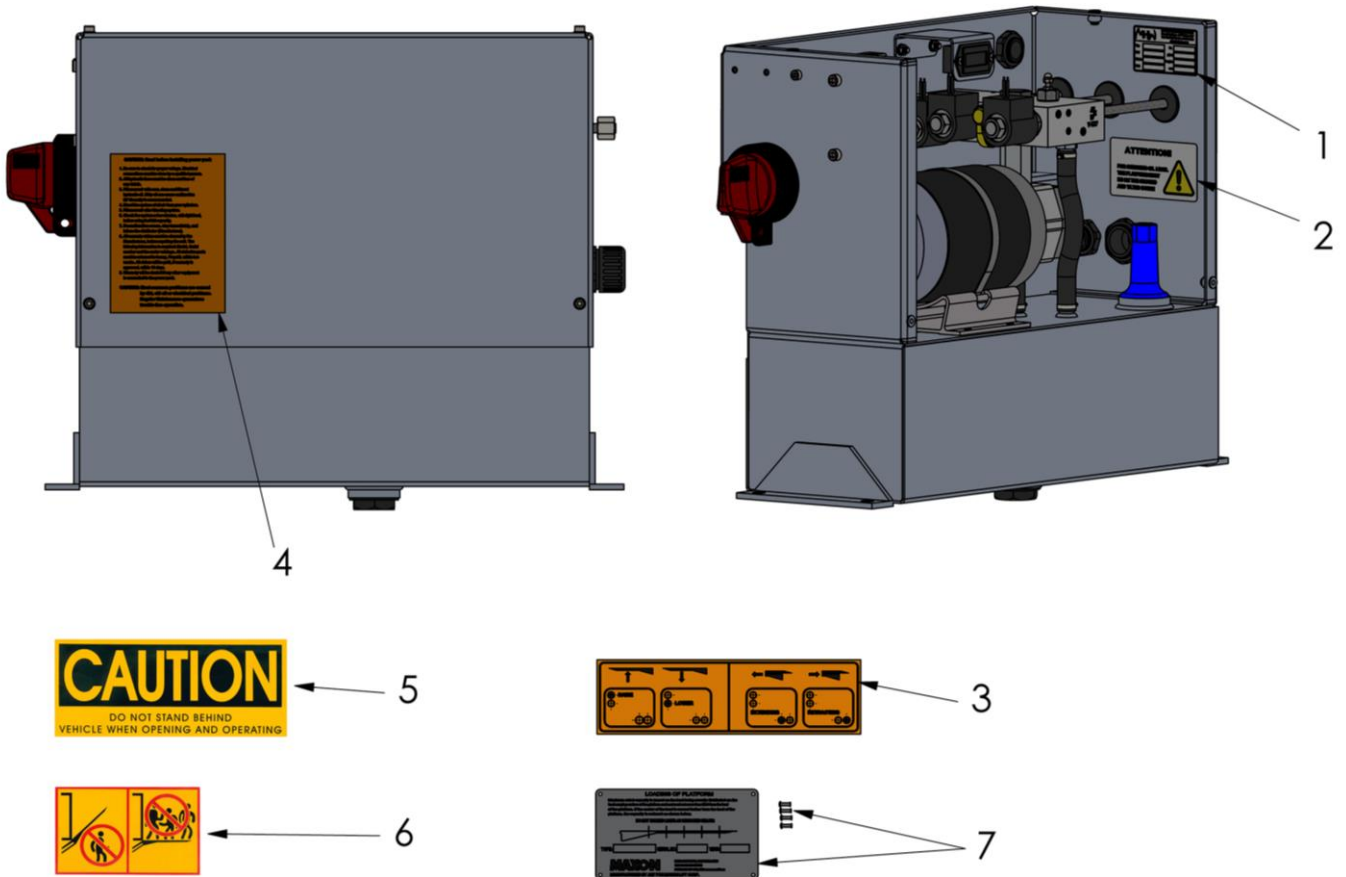
Nr. No.	Stk. Pcs.	Bezeichnung Description	Artikel Nr. Part No.	Zeichnungs Nr. Drawing No.	passend für* suitable for*		
					ULTK-1000 10133-10147	ULTK-1000 10412-10416 10441-10450	ULTK-1500 10473-10492
-	1	Stromversorgungskabel; komplett Power supply cable; assembly	EA111509020		X	X	✓
1	1	Kabelschutzschlauch PG-21, L=12,5m Cable protection hose	EA111500167_12500		X	X	✓
2	1	Kabel rot (+) 35mm ² , L=13m Cable red	EA111500134_13000		X	X	✓
3	1	Kabel schwarz (-) 35mm ² , L=13m Cable black	EA111500080_13000		X	X	✓
4	4	Kabelschuh 35mm ² ø8 Cable lug	EA111500102		✓	✓	✓
5	4	Schrumpfschlauch L=35mm Shrinking tube	EA111501137_35		✓	✓	✓



* ULTK-1000ST/AL: Frito Lay
 ULTK-1500ST/AL: NDA

Aufklebersatz / *Label set*

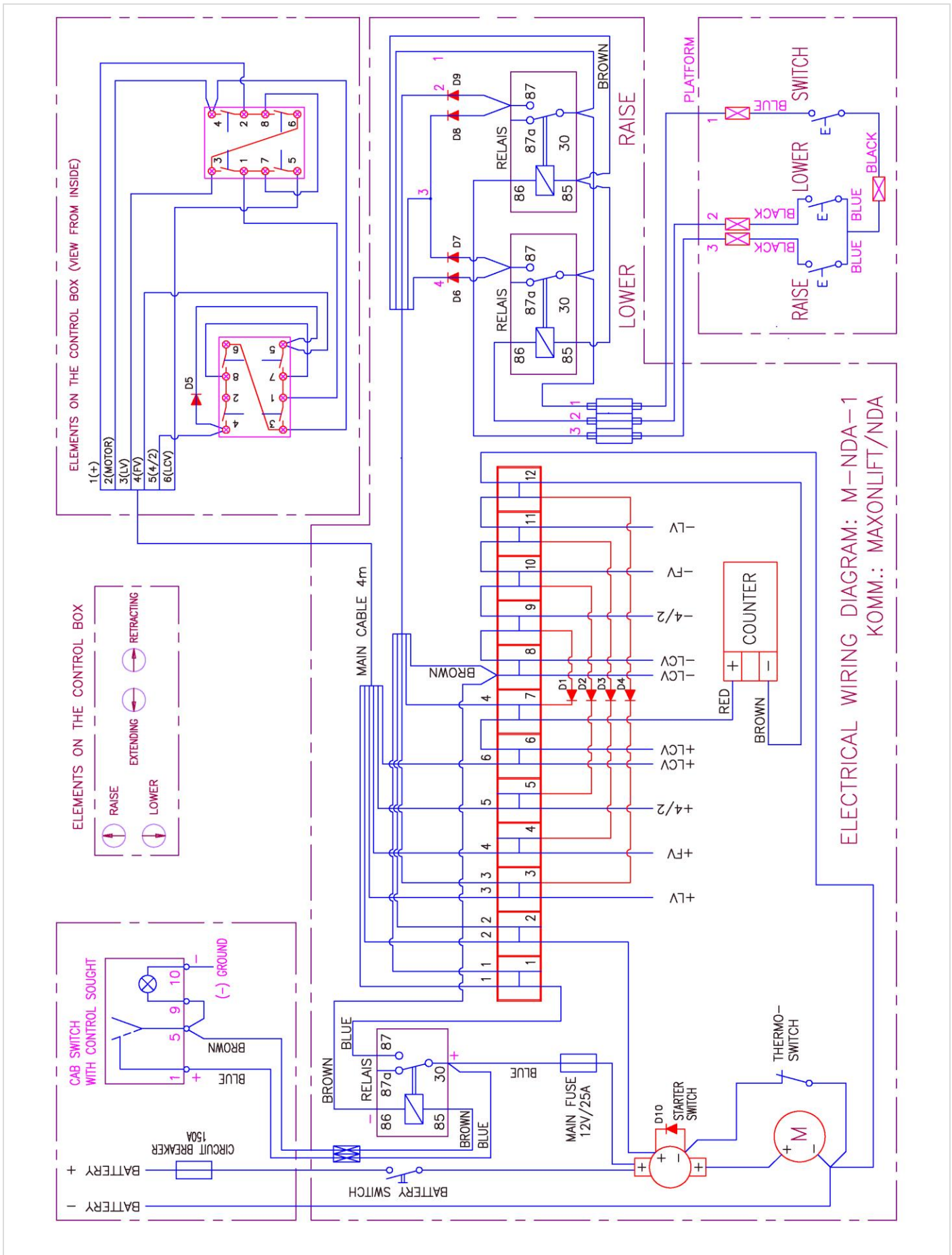
Nr. No.	Stk. Pcs.	Bezeichnung <i>Description</i>	Artikel Nr. <i>Part No.</i>	Zeichnungs Nr. <i>Drawing No.</i>	passend für* <i>suitable for*</i>		
					ULTK-1000 10133-10147	ULTK-1000 10412-10416 10441-10450	ULTK-1500 10473-10492
-**	1	Aufklebersatz Label set	K11000615		✓	✓	✓
1**	1	Aggregataufkleber Power pack label	0VK18015		✓	✓	✓
2	1	Aufkleber - Ölstandkontrolle Label - Oil check	0VK18070		✓	✓	✓
3	1	Aufkleber - Bedienung Label - Operation	0VK18008		✓	✓	✓
4	1	Aufkleber - Beachten vor Inbetriebnahme Label - Read before installing power pack	0VK18011		✓	✓	✓
5	1	Aufkleber - Achtung: Gefahrenbereich beachten Label - Caution: Do not stand behind vehicle	K11000192		✓	✓	✓
6	1	Aufkleber - Tanzende Männer Label - Dancing men	K11000307		✓	✓	✓
7	1	Typenschild (leer) mit Nieten Name plate (blank) with rivets	K11000217C		✓	✓	✓




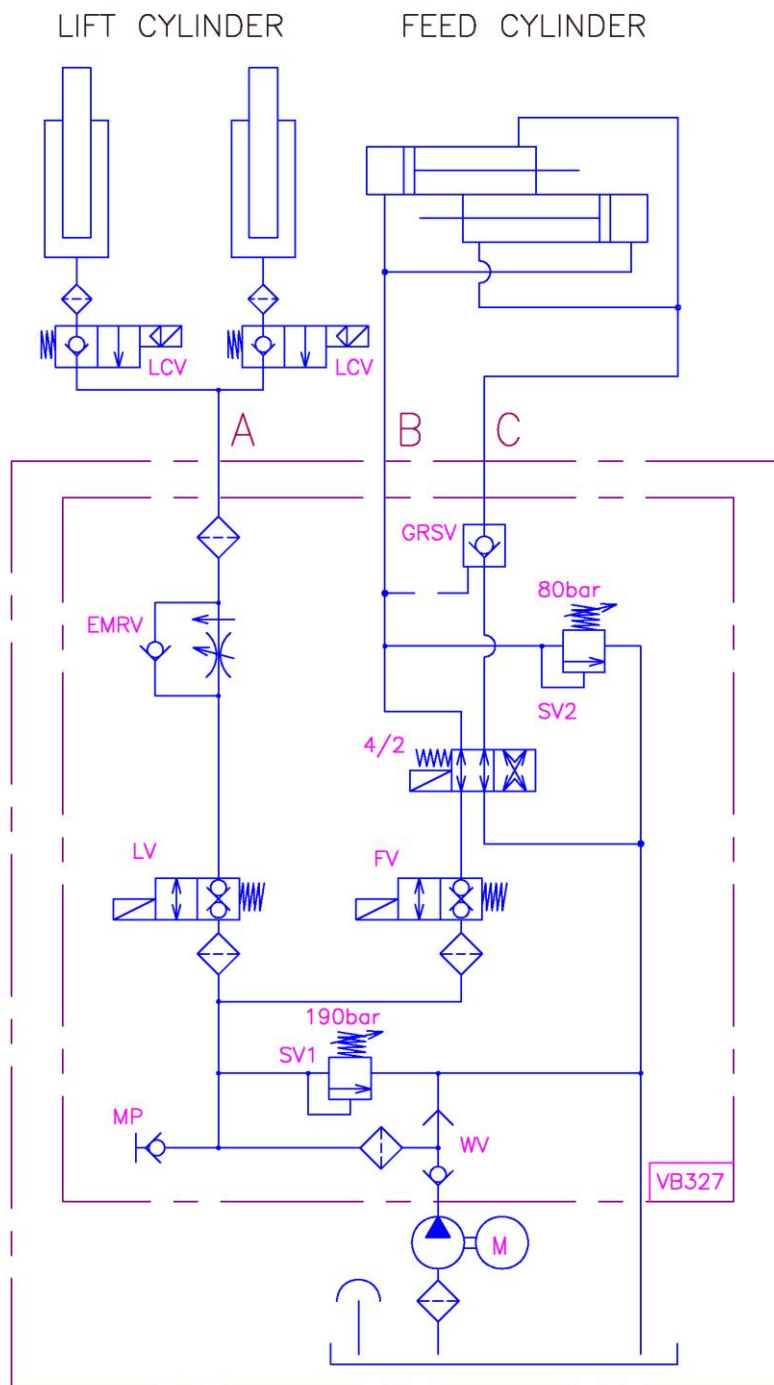
* ULTK-1000ST/AL: Frito Lay
 ULTK-1500ST/AL: NDA

** Seriennummer spezifisch
Serial number specific

Elektrischer Schaltplan / *Electrical schematic* Im Aggregat / *Inside the power pack*



Hydraulischer Schaltplan / *Hydraulic schematic*
 Im Aggregat / *Inside the power pack*



Index

Ladebordwand Tailgate loader	2 - 3
Tragkörper Cross beam	4
Hubwerk Hoisting unit	5
Plateau Platform	6 - 9
3-Knopf-Fußsteuerung 3-Button-Foot-Control	9
Flansch Mounting bracket	10
Führungsschiene Rail	11
Hydraulikleitungen Hydraulic lines	12
Bolzensatz Bolt set	14 - 15
Neigeschwinge Tilting bracket	16
Lenker einstellbar Lever arm adjustable	17
Vorschubzylinder Feed cylinder	18
Lagerblock Bearing block	19
Hubzylinder Lift cylinder	20 - 21
Hydraulikaggregat Power pack	22 - 28
Motor-Pumpen-Einheit Motor-Pump unit	26
Anleitung zum Pumpentausch How to change the hydraulic pump	27
Ventilblock VB-327 Valve block VB-327	28
Steuerbox Control box	29
Sicherungsautomat Circuit breaker	30
Stromversorgungskabel Power supply cable	31
Aufklebersatz Label set	32
Elektrischer Schaltplan Electrical schematic	34
Hydraulischer Schaltplan Hydraulic schematic	35