

MAXON[®]

LIFT CORP.

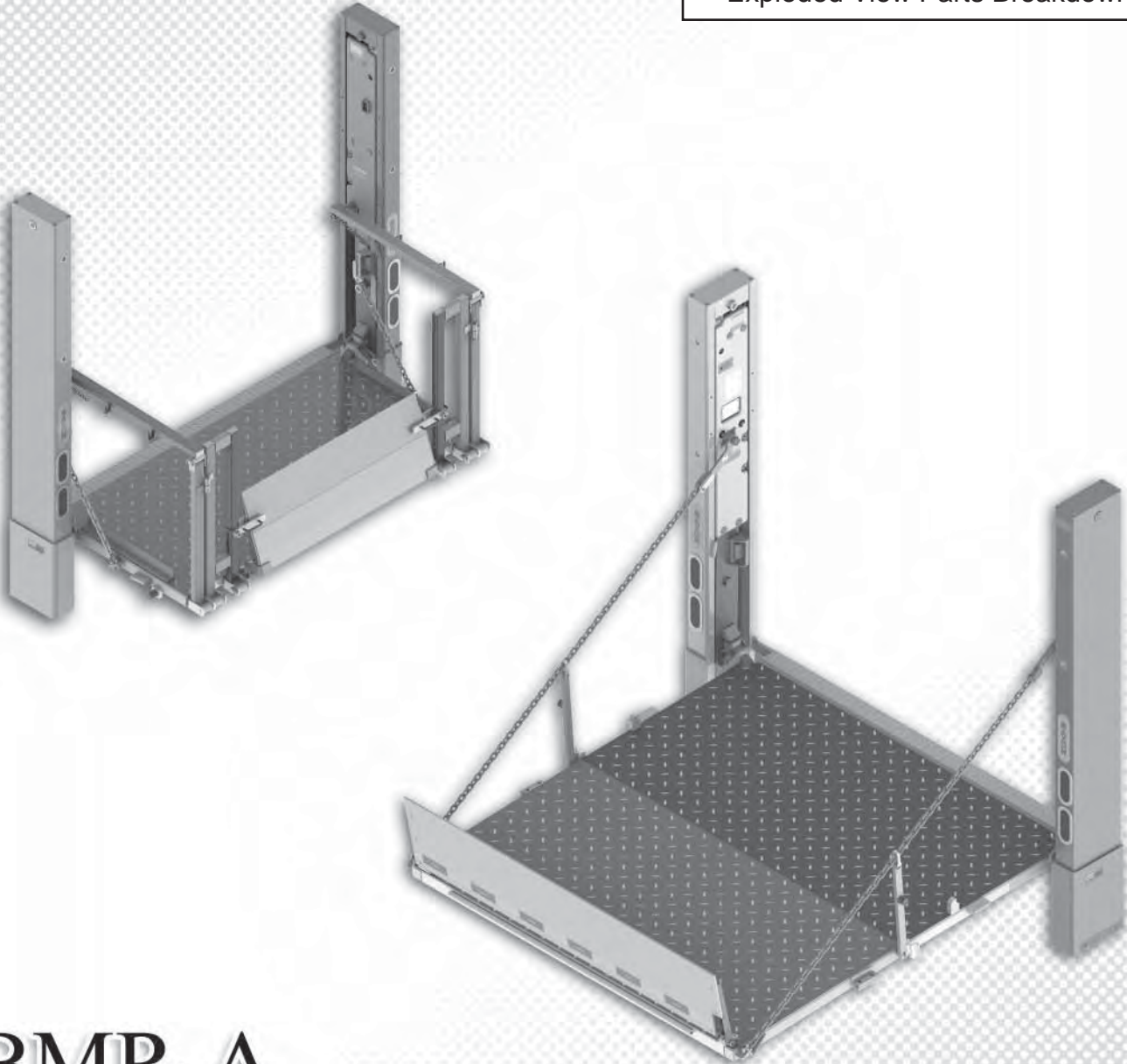
M-02-23

REV. J

NOVEMBER 2012

Parts Manual Contains:

- Warranty Information
- Warnings
- Parts Ordering Information
- Exploded View Parts Breakdowns



BMR-A BMR-A-CS PARTS MANUAL

© MAXON Lift Corp. 2012

MAXON[®]

LIFT CORP.

11921 Slauson Ave.
Santa Fe Springs, CA. 90670

CUSTOMER SERVICE:

TELEPHONE (562) 464-0099 TOLL FREE (800) 227-4116

FAX: (888) 771-7713

NOTE: For latest version of all Manuals (and replacements), download the Manuals from Maxon's website at www.maxonlift.com.

WARRANTY/ RMA POLICY & PROCEDURE

LIFTGATE WARRANTY

Type of Warranty: Full Parts and Labor

Term of Warranty: Standard Liftgates - 2 years from ship date or 6,000 cycles
Premium Liftgates - 2 years from ship date or 10,000 cycles

This warranty shall not apply unless the product is installed, operated and maintained in accordance with MAXON Lift's specifications as set forth in MAXON Lift's Installation, Operation and Maintenance manuals. This warranty does not cover normal wear, maintenance or adjustments, damage or malfunction caused by improper handling, installation, abuse, misuse, negligence, or carelessness of operation. In addition, this warranty does not cover equipment that has had unauthorized modifications or alterations made to the product.

MAXON agrees to replace any components which are found to be defective during the first 2 years of service, and will reimburse for labor based on MAXON's Liftgate Warranty Flat Rate Schedule. (Copy of the Flat Rate is available at www.maxonlift.com.)

All warranty repairs must be performed by an authorized MAXON warranty facility. For any repairs that may exceed \$500, including parts and labor, MAXON's Technical Service Department must be notified and an "Authorization Number" obtained.

All claims for warranty must be received within 30 Days of the repair date, and include the following information:

1. Liftgate Model Number and Serial Number
2. The End User must be referenced on the claim
3. Detailed Description of Problem
4. Corrective Action Taken, and Date of Repair
5. Parts used for Repair, Including MAXON Part Number(s)
6. MAXON R.M.A. # and/or Authorization # if applicable (see below)
7. Person contacted at MAXON if applicable
8. Claim must show detailed information i.e. Labor rate and hours of work performed

Warranty claims can also be placed online at www.maxonlift.com. Online claims will be given priority processing.

All claims for warranty will be denied if paperwork has not been received or claim submitted via Maxon website for processing by MAXON's Warranty Department within 30 days of repair date.

All components may be subject to return for inspection, prior to the claim being processed. MAXON products may not be returned without prior written approval from MAXON's Technical Service Department. Returns must be accompanied by a copy of the original invoice or reference with original invoice number and are subject to a credit deduction to cover handling charges and any necessary reconditioning costs. **Unauthorized returns will be refused and will become the responsibility of the returnee.**

Any goods being returned to MAXON Lift must be pre-approved for return, and have the R.M.A. number written on the outside of the package in plain view, and returned freight prepaid. All returns are subject to a 15% handling charge if not accompanied by a detailed packing list. Returned parts are subject to no credit and returned back to the customer. Defective parts requested for return must be returned within 30 days of the claim date for consideration to:

MAXON Lift Corp.
10321 Greenleaf Ave., Santa Fe Springs, CA 90670
Attn: RMA# _____

MAXON's warranty policy does not include the reimbursement for travel time, towing, vehicle rental, service calls, oil, batteries or loss of income due to downtime. Fabrication or use of non Maxon parts, which are available from MAXON, are also not covered.

MAXON's Flat Rate Labor Schedule takes into consideration the time required for diagnosis of a problem.

All Liftgates returned are subject to inspection and a 15% restocking fee. Any returned Liftgates or components that have been installed or not returned in new condition will be subject to an additional reworking charge, which will be based upon the labor and material cost required to return the Liftgate or component to new condition.

PURCHASE PART WARRANTY

Term of Warranty: 1 Year from Date of Purchase.

Type of Warranty: Part replacement only. MAXON will guarantee all returned genuine MAXON replacement parts upon receipt and inspection of parts and original invoice.

All warranty replacements parts will be sent out via ground freight. If a rush shipment is requested, all freight charges will be billed to the requesting party.

TABLE OF CONTENTS

WARNINGS	7
ORDERING PARTS	7
BMR-A LIFTGATE SECTION	9
BMR-A LIFTGATE	9
MAIN FRAME & ATTACHING HARDWARE (BMR-A) - STEEL PLATFORM.....	10
MAIN FRAME & ATTACHING HARDWARE (BMR-A) - ALUMINUM PLATFORM	11
RH COLUMN ASSEMBLY	12
RH RUNNER ASSEMBLY (BMR-A)	16
SPRING GUARD MOUNTING	18
UPPER TANDEM ASSEMBLY, RH RUNNER	19
TANDEM ASSEMBLY (LOWER - RH & LH RUNNERS).....	20
LH COLUMN ASSEMBLY	22
LH RUNNER ASSEMBLY (BMR-A).....	24
UPPER TANDEM ASSEMBLY, LH RUNNER.....	26
PLATFORM, FLIPOVER, AND CHAIN ASSEMBLY - 1 (STEEL).....	28
PLATFORM, FLIPOVER, AND CHAIN ASSEMBLY - 2 (STEEL).....	30
PLATFORM, FLIPOVER, AND CHAIN ASSEMBLY - 3 (STEEL).....	32
PLATFORM ASSEMBLY (STEEL).....	34
FLIPOVER WITH RETENTION RAMP (STEEL).....	36
FLIPOVER WITH FIX RAMP (STEEL).....	38
FLIPOVER WITH SINGLE CART STOP (STEEL)	40
FLIPOVER WITH DUAL CART STOPS (STEEL)	42
ALUMINUM RETENTION RAMP ASSEMBLY (FOR STEEL PLATFORM).....	44
LH CHAIN ASSEMBLY (FOR STEEL PLATFORM)	46
RH CHAIN ASSEMBLY (FOR STEEL PLATFORM).....	47

PLATFORM, FLIPOVER, AND CHAIN ASSEMBLY - 1 (ALUMINUM)	48
PLATFORM, FLIPOVER, AND CHAIN ASSEMBLY - 2 (ALUMINUM)	52
PLATFORM ASSEMBLY (ALUMINUM).....	56
FLIPOVER ASSEMBLY (ALUMINUM)	57
FLIPOVER ASSEMBLY W/FIXED RAMP (ALUMINUM).....	58
ALUMINUM RETENTION RAMP ASSEMBLY (FOR ALUMINUM PLATFORM)	60
LH CHAIN ASSEMBLY (FOR ALUMINUM PLATFORM).....	62
RH CHAIN ASSEMBLY (FOR ALUMINUM PLATFORM)	63
BMR-A-CS LIFTGATE SECTION	64
MAIN FRAME & ATTACHING HARDWARE (BMR-A-CS)	65
RH COLUMN ASSEMBLY (BMR-A-CS).....	66
RH RUNNER ASSEMBLY (BMR-A-CS).....	70
SPRING GUARD MOUNTING	72
UPPER TANDEM ASSEMBLY, RH RUNNER	73
TANDEM ASSEMBLY (LOWER - RH & LH RUNNERS).....	74
LH COLUMN ASSEMBLY (BMR-A-CS)	76
LH RUNNER ASSEMBLY (BMR-A-CS)	78
UPPER TANDEM ASSEMBLY, LH RUNNER.....	80
CS PLATFORM ASSEMBLY (STEEL).....	82
FOLDING RAIL, LH (STEEL)	86
FOLDING RAIL, RH (STEEL).....	87
HYDRAULIC COMPONENTS.....	88
DUAL PUMP ASSEMBLY (POWER DOWN)	88
SINGLE PUMP ASSEMBLY (POWER DOWN).....	92
12VDC POWER UNIT (POWER DOWN).....	96

TABLE OF CONTENTS - Continued

12VDC POWER UNIT (PUMP 2, NO MANIFOLD)	98
HYDRAULIC COMPONENTS (POWER DOWN).....	100
DUAL PUMP ASSEMBLY (GRAVITY DOWN).....	104
SINGLE PUMP ASSEMBLY (GRAVITY DOWN).....	108
12VDC POWER UNIT (GRAVITY DOWN).....	112
BOX ASSEMBLY FOR DUAL PUMPS	114
BOX ASSEMBLY FOR SINGLE PUMP	116
HYDRAULIC COMPONENTS (GRAVITY DOWN).....	118
ELECTRICAL COMPONENTS SECTION	122
ELECTRICAL COMPONENTS - DUAL PUMP BOX	124
ELECTRICAL COMPONENTS - SINGLE PUMP BOX	126
ELECTRICAL COMPONENTS - BATTERY BOX.....	128
BATTERY BOX ASSEMBLY	130
BATTERY BOX.....	132

Comply with the following **WARNINGS** while maintaining Liftgates.

WARNING

- Read and understand the instructions in **Maintenance Manuals** before performing maintenance on the Liftgate.
- **Disconnect Liftgate power cable from battery** before repairing or servicing Liftgate.
- Wear appropriate safety equipment such as protective eyeglasses, faceshield and clothing while performing maintenance on the Liftgate and handling the battery. Debris from drilling and contact with battery acid may injure unprotected eyes and skin.
- Be careful working by an automotive type battery. Make sure the work area is well ventilated and there are no flames or sparks near the battery. Never lay objects on the battery that can short the terminals together. If battery acid gets in your eyes, immediately seek first aid. If acid gets on your skin, immediately wash it off with soap and water.
- Never perform unauthorized modifications on the Liftgate. Modifications may result in early failure of the Liftgate and may create hazards for Liftgate operators and maintainers.
- Recommended practices for welding on steel parts are contained in the current **AWS (American Welding Society) D1.1 Structural Welding Code - Steel**. Damage to Liftgate and/or vehicle, and personal injury can result from welds that are done incorrectly.
- Recommended practices for welding on aluminum parts are contained in the current **AWS (American Welding Society) D1.2 Structural Welding Code - Aluminum**. Damage to Liftgate and/or vehicle, and personal injury can result from welds that are done incorrectly.

ORDERING PARTS

- Use only **Maxon Authorized Parts** for replacement parts. Order replacement parts from:
MAXON LIFT CORP. Customer Service
11921 Slauson Ave., Santa Fe Springs, CA 90670
Phone: (800) 227-4116
- To order parts by e-mail, submit orders to **cservice@maxonlift.com**.
- Provide Liftgate model and serial number information with your parts order.
- Need Technical Support? Send requests by e-mail to **technicalsupport@maxonlift.com**.
- For latest version Manuals (and replacements), download Manuals from Maxon's website at **www.maxonlift.com**.

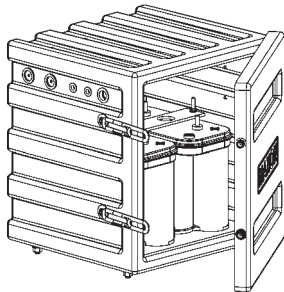
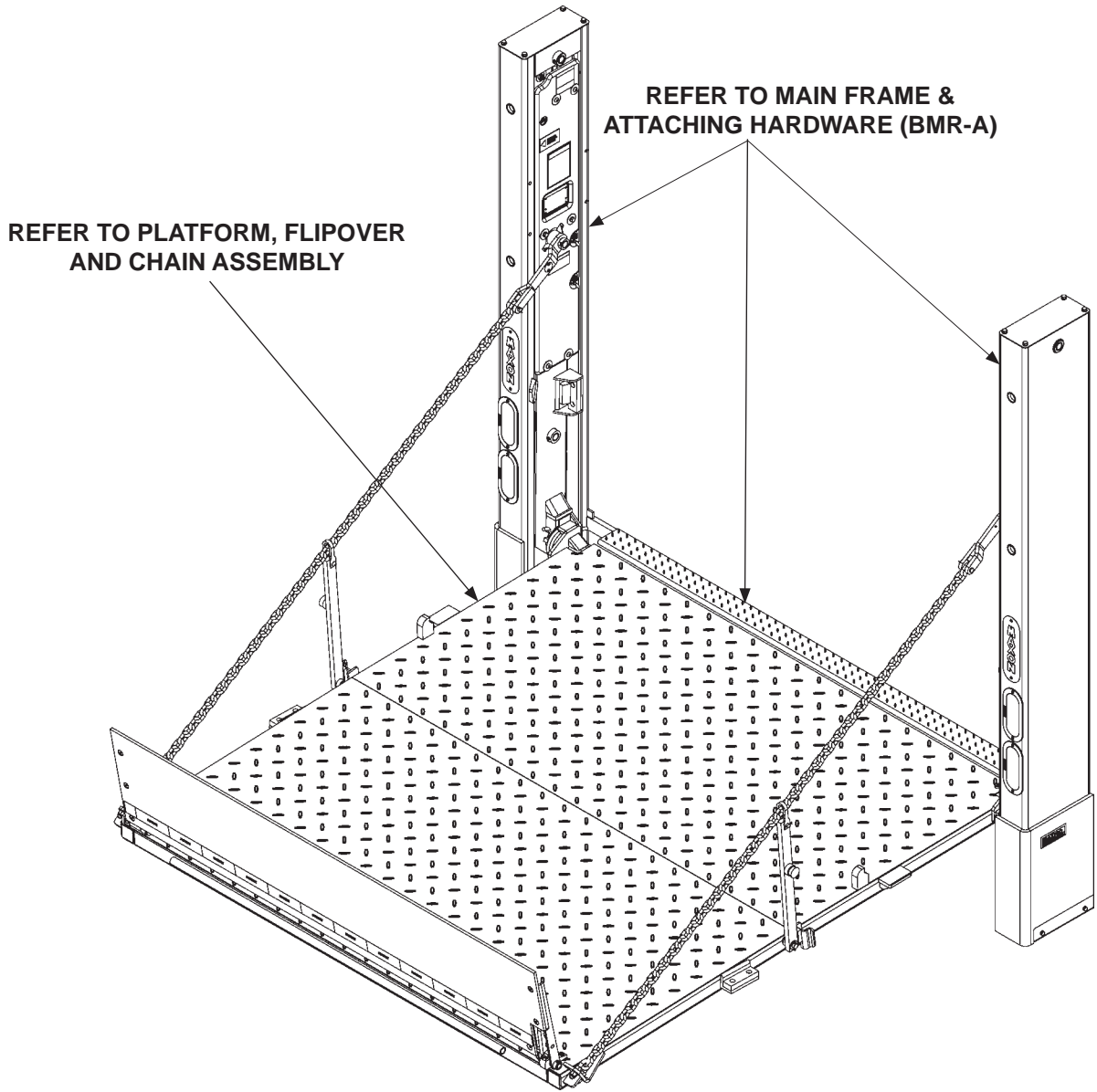
MAXON[®]

11921 Slauson Ave. Santa Fe Springs, CA. 90670 (800) 227-4116 FAX (888) 771-7713

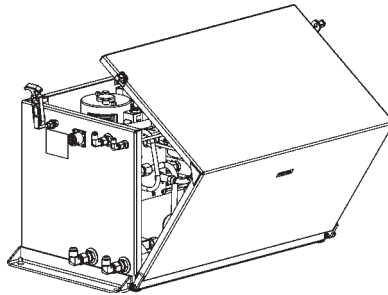
THIS PAGE INTENTIONALLY LEFT BLANK

BMR-A LIFTGATE SECTION

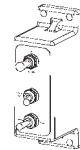
BMR-A LIFTGATE



BATTERY BOX
(REFER TO ELECTRICAL COMPONENTS)

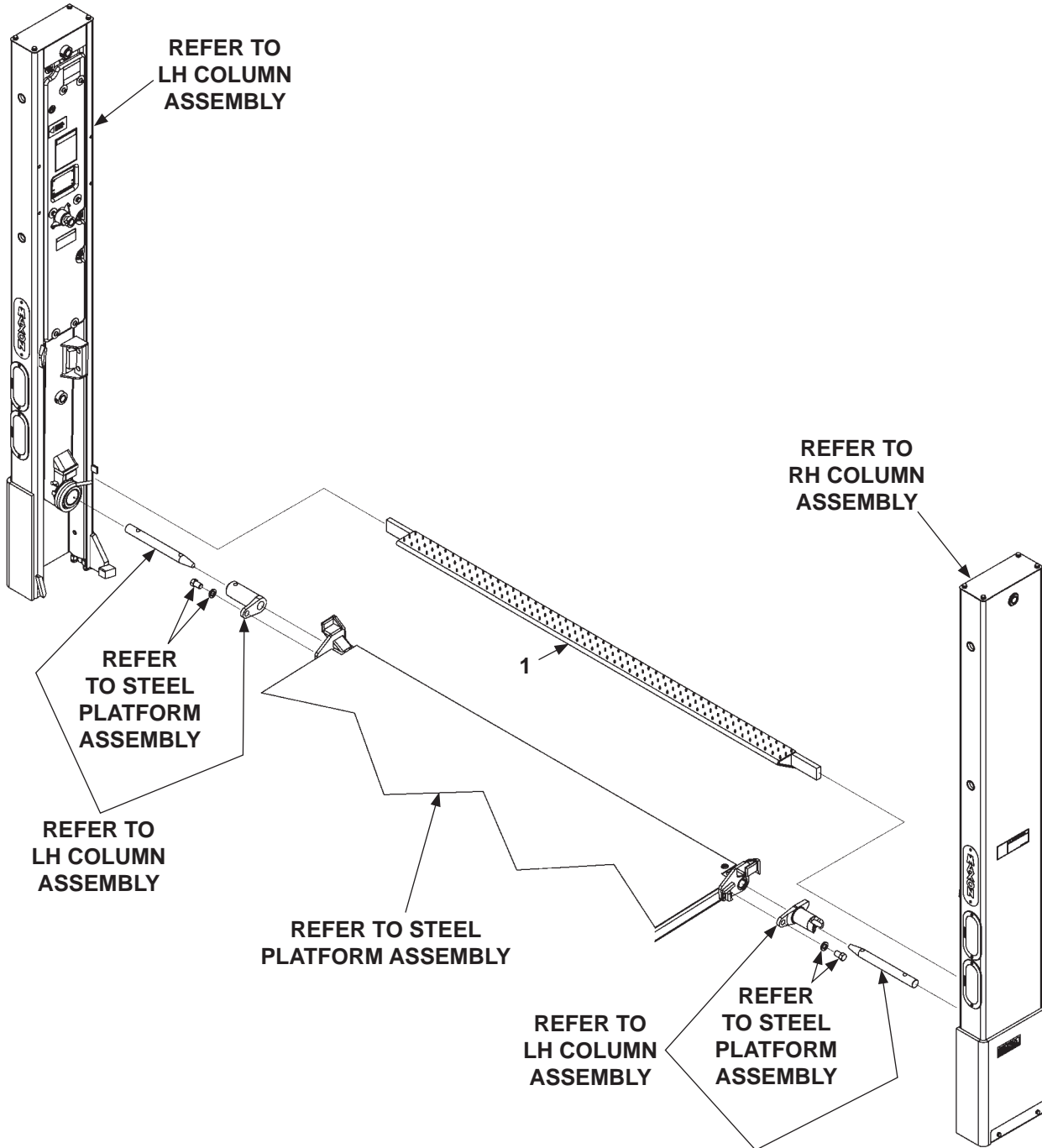


PUMP BOX
(REFER TO HYDRAULIC COMPONENTS)



CONTROL SWITCH
(REFER TO ELECTRICAL COMPONENTS)

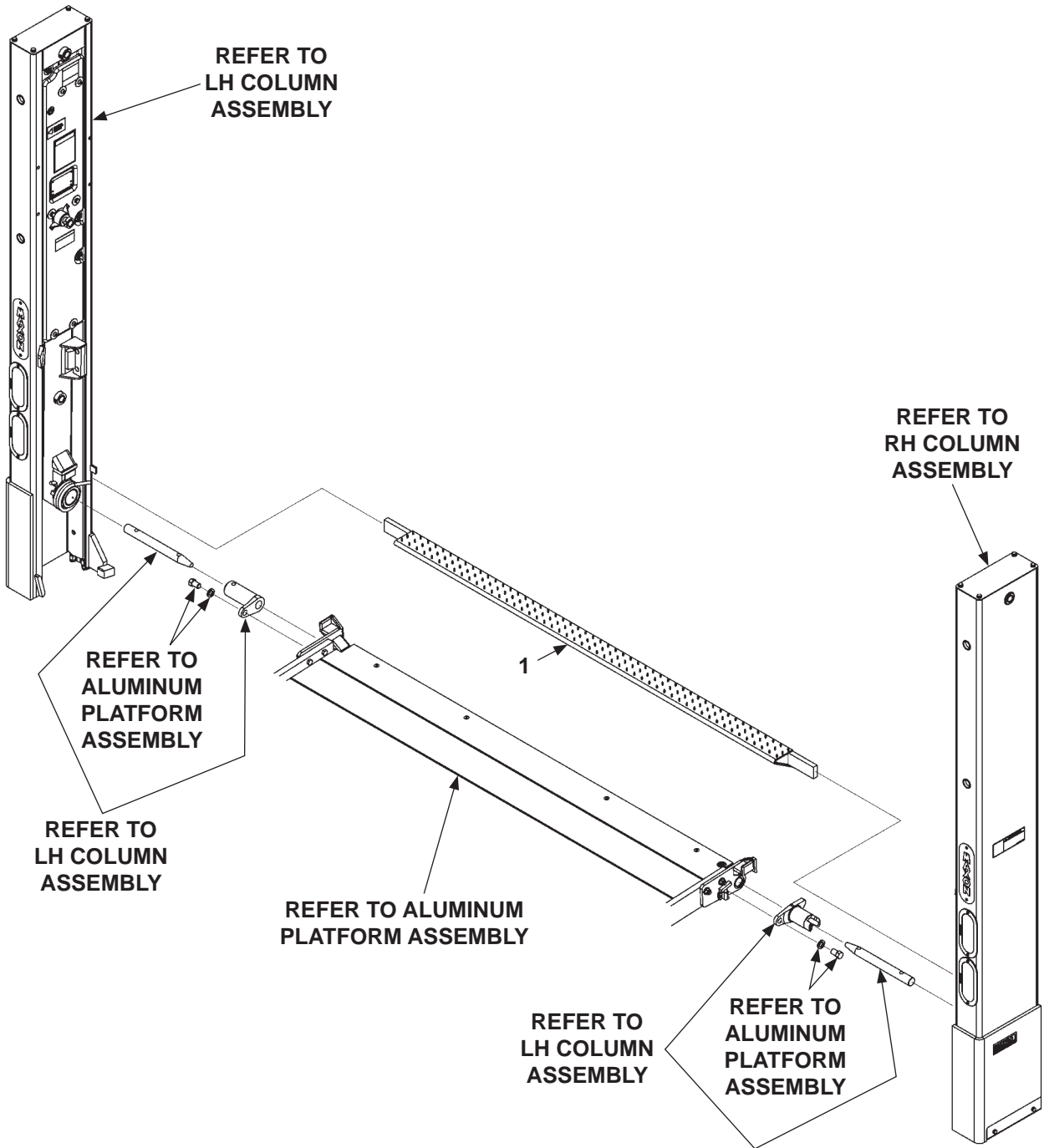
MAIN FRAME & ATTACHING HARDWARE (BMR-A) - STEEL PLATFORM



ITEM	QTY.	PART NO.	DESCRIPTION
1	1	280340-01	EXTENSION PLATE, 96" UNIT
		280340-10	EXTENSION PLATE, 96" UNIT (GALVANIZED)
		280340-02	EXTENSION PLATE, 102" UNIT
		280340-09	EXTENSION PLATE, 102" UNIT (GALVANIZED)

MAXON® 11921 Slauson Ave. Santa Fe Springs, CA. 90670 (800) 227-4116 FAX (888) 771-7713

MAIN FRAME & ATTACHING HARDWARE (BMR-A) - ALUMINUM PLATFORM



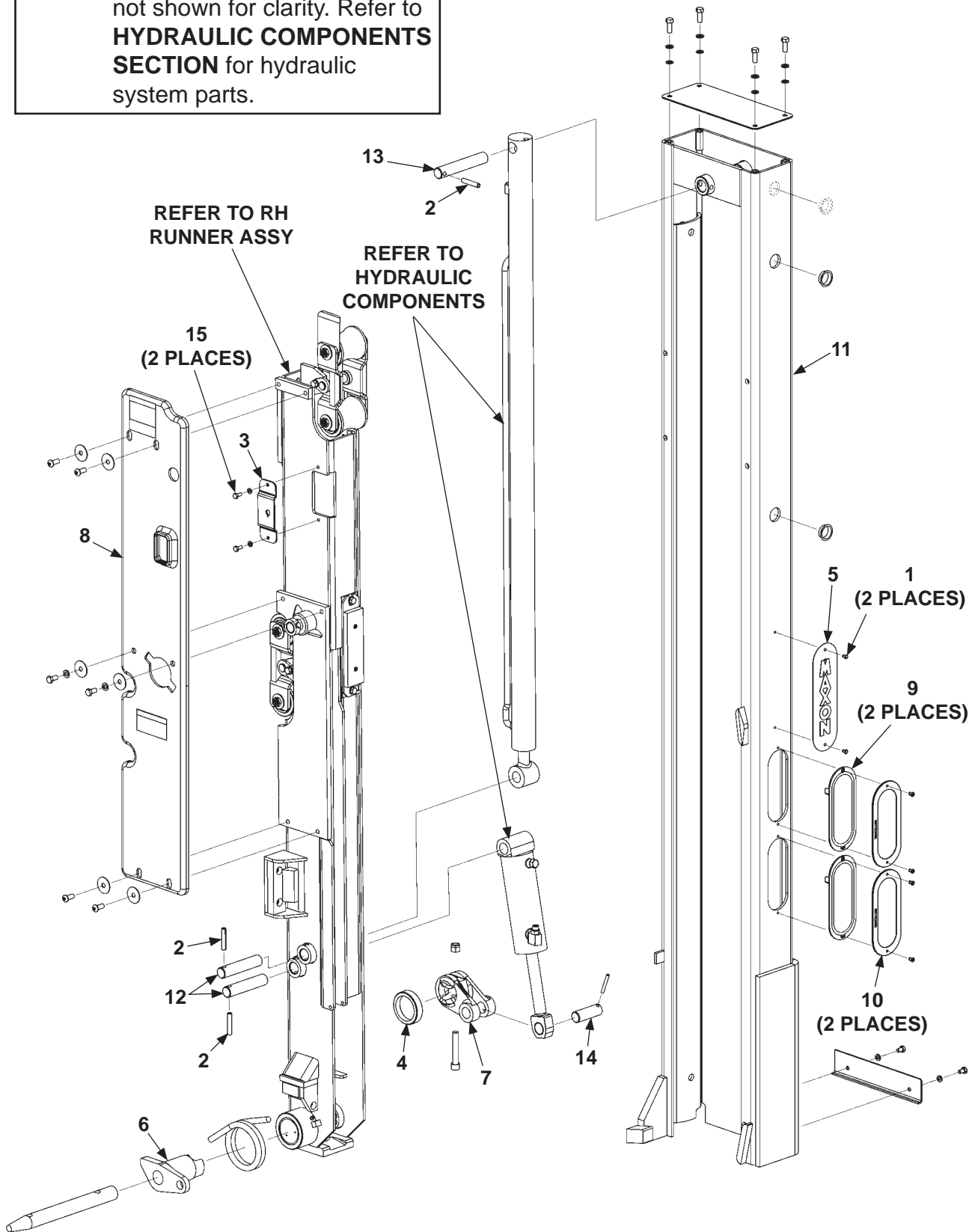
ITEM	QTY.	PART NO.	DESCRIPTION
1	1	280340-01	EXTENSION PLATE, 96" UNIT
		280340-10	EXTENSION PLATE, 96" UNIT (GALVANIZED)
		280340-02	EXTENSION PLATE, 102" UNIT
		280340-09	EXTENSION PLATE, 102" UNIT (GALVANIZED)

MAXON[®] 11921 Slauson Ave. Santa Fe Springs, CA. 90670 (800) 227-4116 FAX (888) 771-7713

RH COLUMN ASSEMBLY

NOTE: Most hydraulic components not shown for clarity. Refer to **HYDRAULIC COMPONENTS SECTION** for hydraulic system parts.

MAXON® 11921 Slauson Ave. Santa Fe Springs, CA. 90670 (800) 227-4116 FAX (888) 771-7713



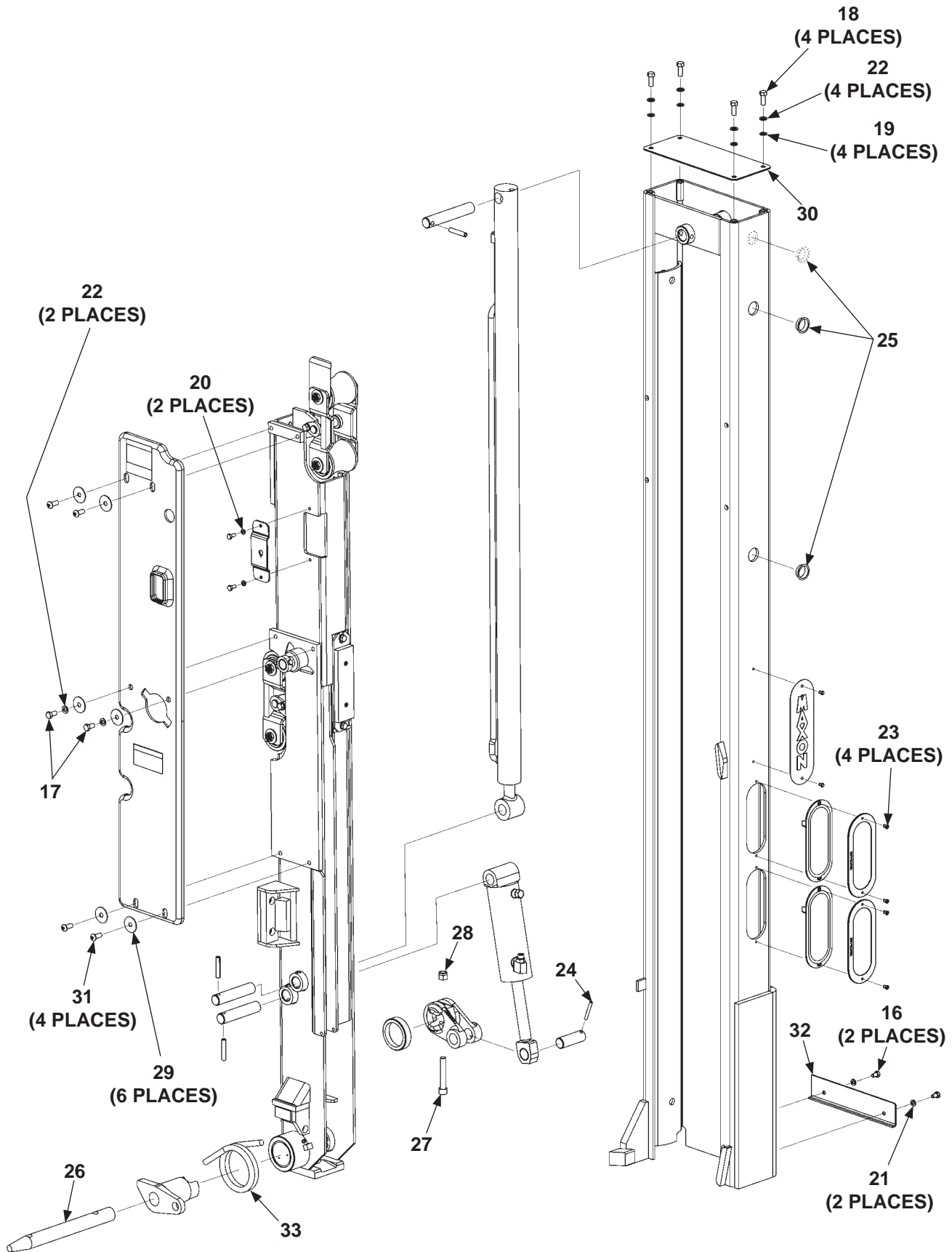
ITEM	QTY.	PART NO.	DESCRIPTION
REF	1	269315-01	COLUMN ASSEMBLY, RH, 35/44
		269315-01G	COLUMN ASSEMBLY, RH, 35/44 (GALVANIZED)
		269315-02	COLUMN ASSEMBLY, RH, 55/66
		269315-02G	COLUMN ASSEMBLY, RH, 55/66 (GALVANIZED)
1	2	207644	POP RIVET, 3/16" X 7/16" LG.
2	3	904717-06	ROLL PIN, 3/8" X 2" LG.
3	1	253694	SWITCH PLATE
4	1	253695	BUSHING
5	1	260478	MAXON VERTICAL PLATE, 3" X 10-1/8" LG.
6	1	285133-02	COUPLING OUTSIDE
7	1	260517	COUPLING INSIDE, CASTING
8	1	269313-01	COLUMN COVER, RH
9	2	285135-01	LED LIGHT, OVAL, RED
10	2	285135-02	STAINLESS STEEL FLANGE
11	1	284893-01	COLUMN WELDMENT, RH
		284893-01G	COLUMN WELDMENT, RH (GALVANIZED)
12	2	268068-01	PIN, STAINLESS STEEL, 1" O.D. X 4-3/4" LG.
13	1	268068-02	PIN, STAINLESS STEEL, 1" O.D. X 5-7/8" LG.
14	1	268068-04	PIN, STAINLESS STEEL, 1" O.D. X 2-15/16" LG.
15	2	900000-1	BOLT, HEX, 1/4"-20 X 5/8" LG, GR8

MAXON[®] 11921 Slauson Ave. Santa Fe Springs, CA. 90670 (800) 227-4116 FAX (888) 771-7713

RH COLUMN ASSEMBLY - Continued

MAXON

11921 Slauson Ave. Santa Fe Springs, CA. 90670 (800) 227-4116 FAX (888) 771-7713

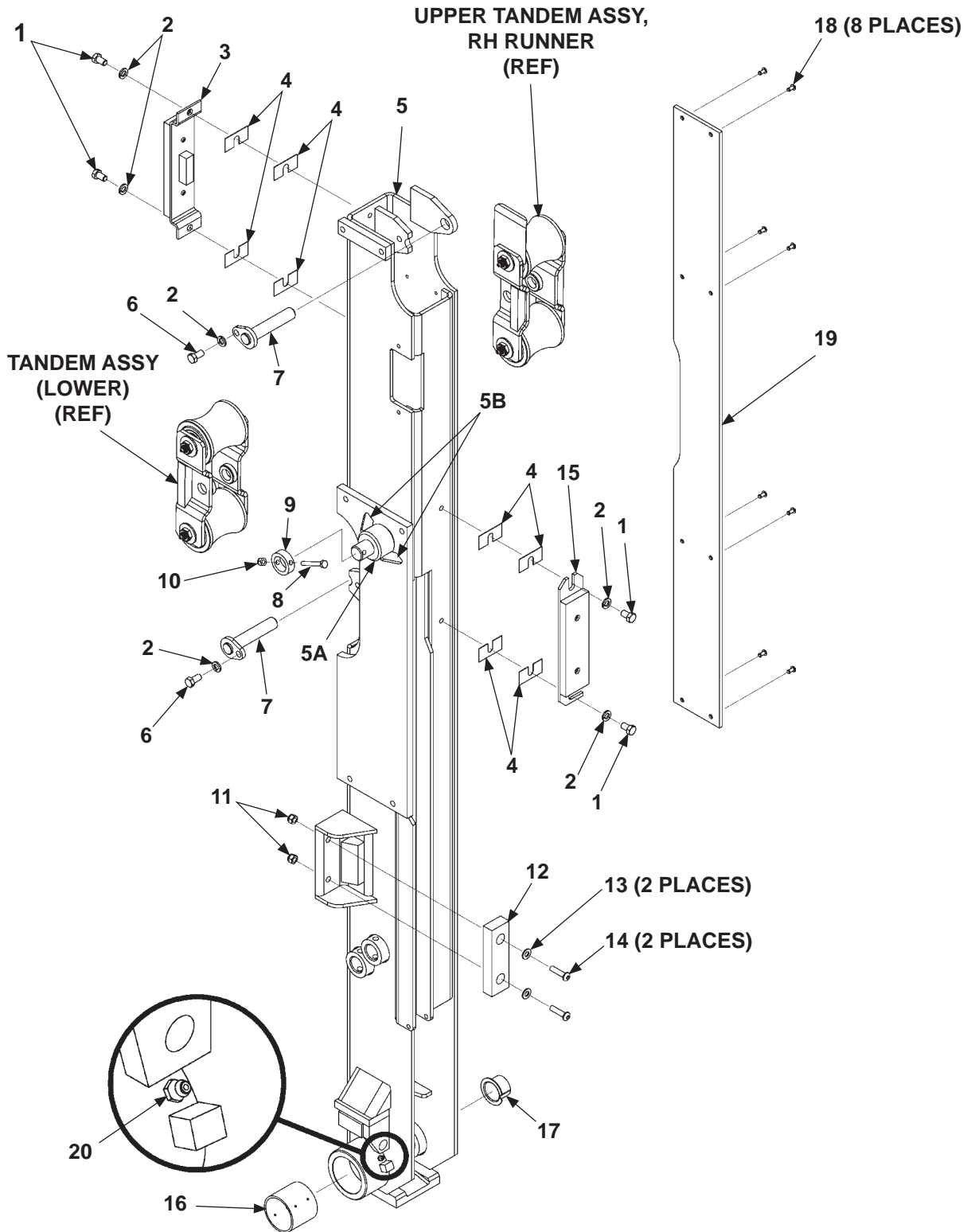


ITEM	QTY.	PART NO.	DESCRIPTION
16	2	900009-4	CAP SCREW, 5/16"-18 X 1/2" LG, GR8
17	2	900014-3	CAP SCREW, HEX, 3/8"-16 X 3/4" LG, GR8
18	4	900014-4	CAP SCREW, HEX, 3/8"-16 X 1" LG, GR8
19	4	902000-10	FLAT WASHER, 3/8"
20	2	902011-2	LOCK WASHER, 1/4"
21	2	902011-3	LOCK WASHER, 5/16", GR8
22	6	902011-4	LOCK WASHER, 3/8"
23	4	904005-2	POP RIVET, 3/16" X .565" LG.
24	1	905033-5	ROLL PIN, 1/4" X 2" LG.
25	2	260403	PLUG
	3	260403	PLUG (FOR GALVANIZED COLUMN)
26	1	280103	PIN, STAINLESS STEEL, 1-1/4" O.D. X 13" LG.
27	1	900037-11	SOCKET HEAD CAP SCREW, 1/2"-20 X 3" LG, GR8
28	1	901008	NYLON LOCK NUT, 1/2"-20
29	6	902008	FENDER WASHER, 13/32"
30	1	263114	COLUMN COVER
		281761-01	COLUMN COVER (ZINC PLATED)
31	4	900064-04	BUTTON SOCKET CAP SCREW, 3/8"-16 X 7/8" LG.
32	1	268009-02	COVER
33	1	260719	TORSION SPRING

RH RUNNER ASSEMBLY (BMR-A)

MAXON®

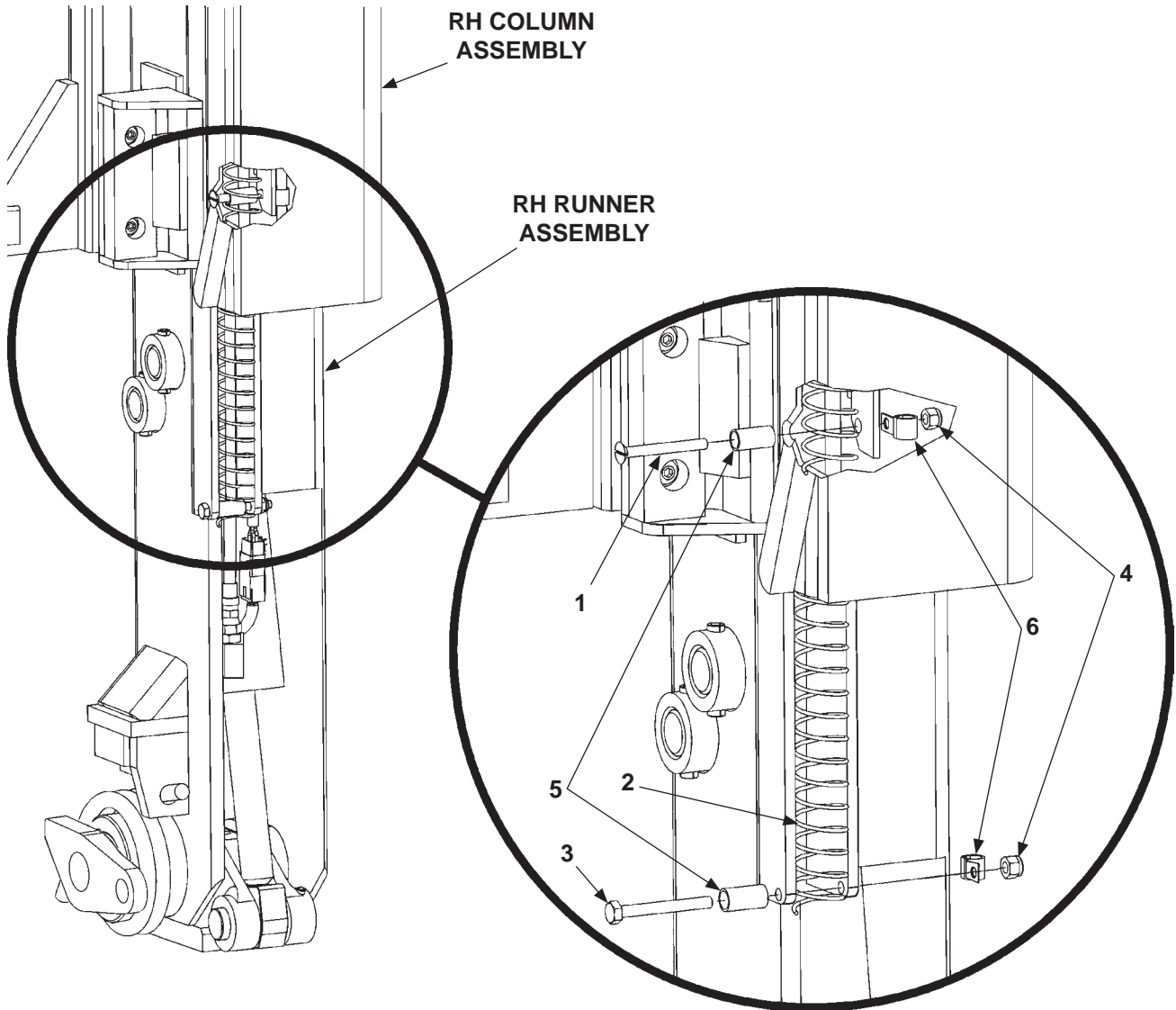
11921 Slauson Ave. Santa Fe Springs, CA. 90670 (800) 227-4116 FAX (888) 771-7713



ITEM	QTY.	PART NO.	DESCRIPTION
REF	1	280706-01	RH RUNNER ASSEMBLY
		280706-03	RH RUNNER ASSEMBLY (GALVANIZED)
1	4	900014-12	HEX HEAD CAP SCREW, 3/8"-16 X 5/8" LG, GR8
2	6	902011-4	LOCK WASHER, 3/8"
3	1	263221	UPPER PAD SUPPORT ASSEMBLY
4	A/R	263030	SPACER (22 GA)
		269677-01	SPACER (16 GA)
5	1	280704-01	RH RUNNER
		280704-03	RH RUNNER (GALVANIZED)
5A	1	253614	CHAIN BRACKET WELDMENT
5B	2	253645	GUSSET, CHAIN BRACKET
6	2	900014-3	HEX HEAD CAP SCREW, 3/8" - 16 X 3/4" LG, GR8
7	2	280067	ARM WELDMENT
8	1	900004-8	CAP SCREW, 1/4"-20 X 2" LG, GR8
9	1	269227-01	PIN COLLAR
10	1	901000	NYLON LOCK NUT, 1/4"-20
11	2	901001	NYLON LOCK NUT, 5/16"-18
12	1	225278-02	RUBBER BUMPER
13	2	902013-10	FLAT WASHER, 5/16"
14	2	900001-4	BUTTON HEAD SCREW, 5/16"-18 X 1-1/4" LG.
15	1	263225	LOWER PAD SUPPORT ASSEMBLY
16	1	908011-01	BEARING, SELF LUBE, 2-1/2" DIA. X 2-1/8" LG.
17	1	253595	BEARING, SELF LUBE, 1-1/4" DIA. X 1" LG.
18	8	207644	POP RIVET, 3/16" X 7/16" LG.
19	1	253543	PAD
20	1	224342	GREASE FITTING, 1/4"

NOTE: A/R means As Required.

SPRING GUARD MOUNTING

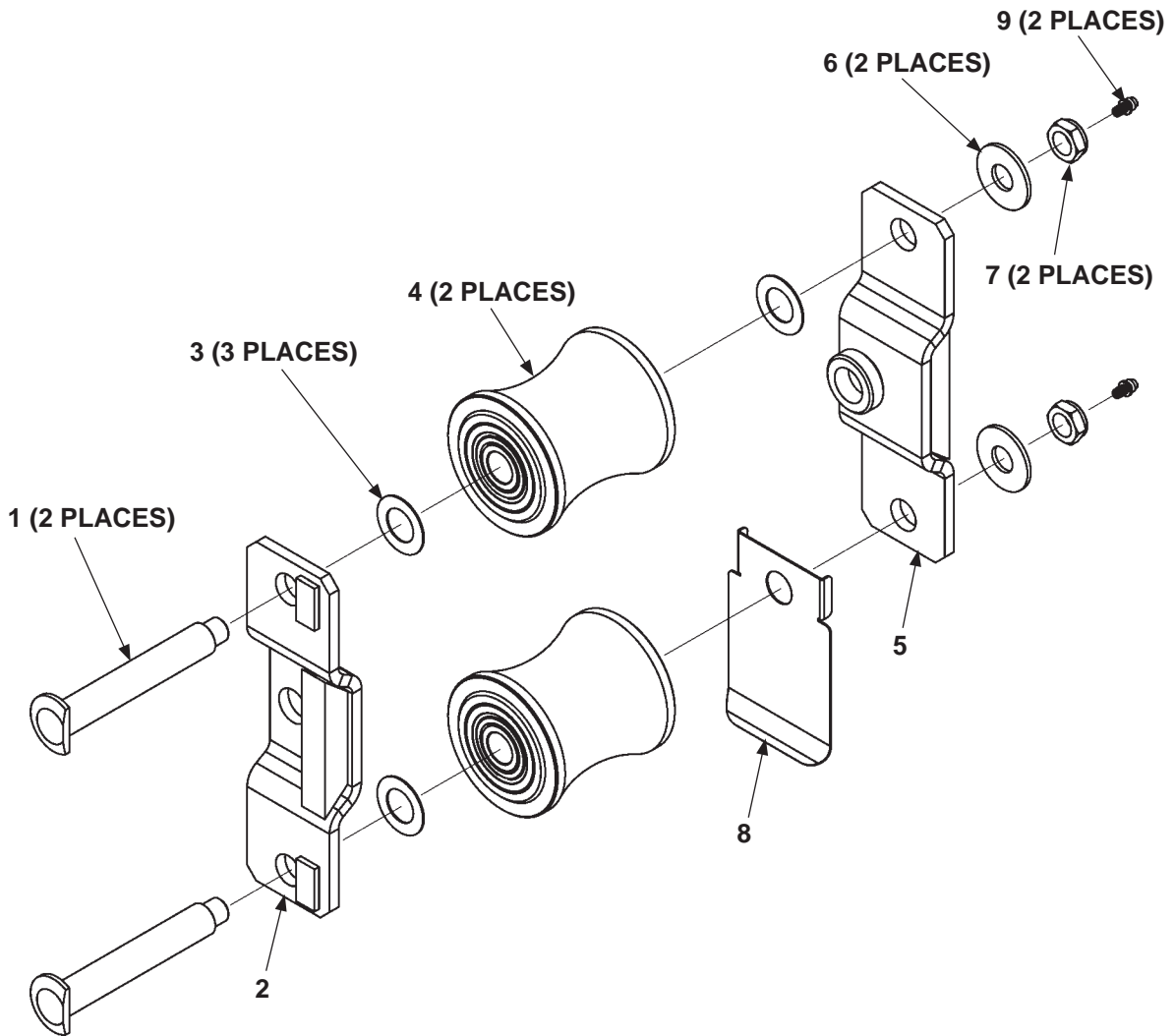


ITEM	QTY.	PART NO.	DESCRIPTION
1	1	260299	FLAT HEAD SCREW, 1/4"-20 X 2-1/2" LG.
2	1	253603-01	SPRING GUARD
3	1	900000-9	HEX HEAD BOLT, 1/4"-20 X 2-1/4" LG, GR8
4	2	901000	NYLON LOCK NUT, 1/4"-20
5	2	253621	BUSHING, 1/2" DIA. X 15/16" LG.
6	2	214663	CLAMP, #8 RUBBER LOOM

MAXON®

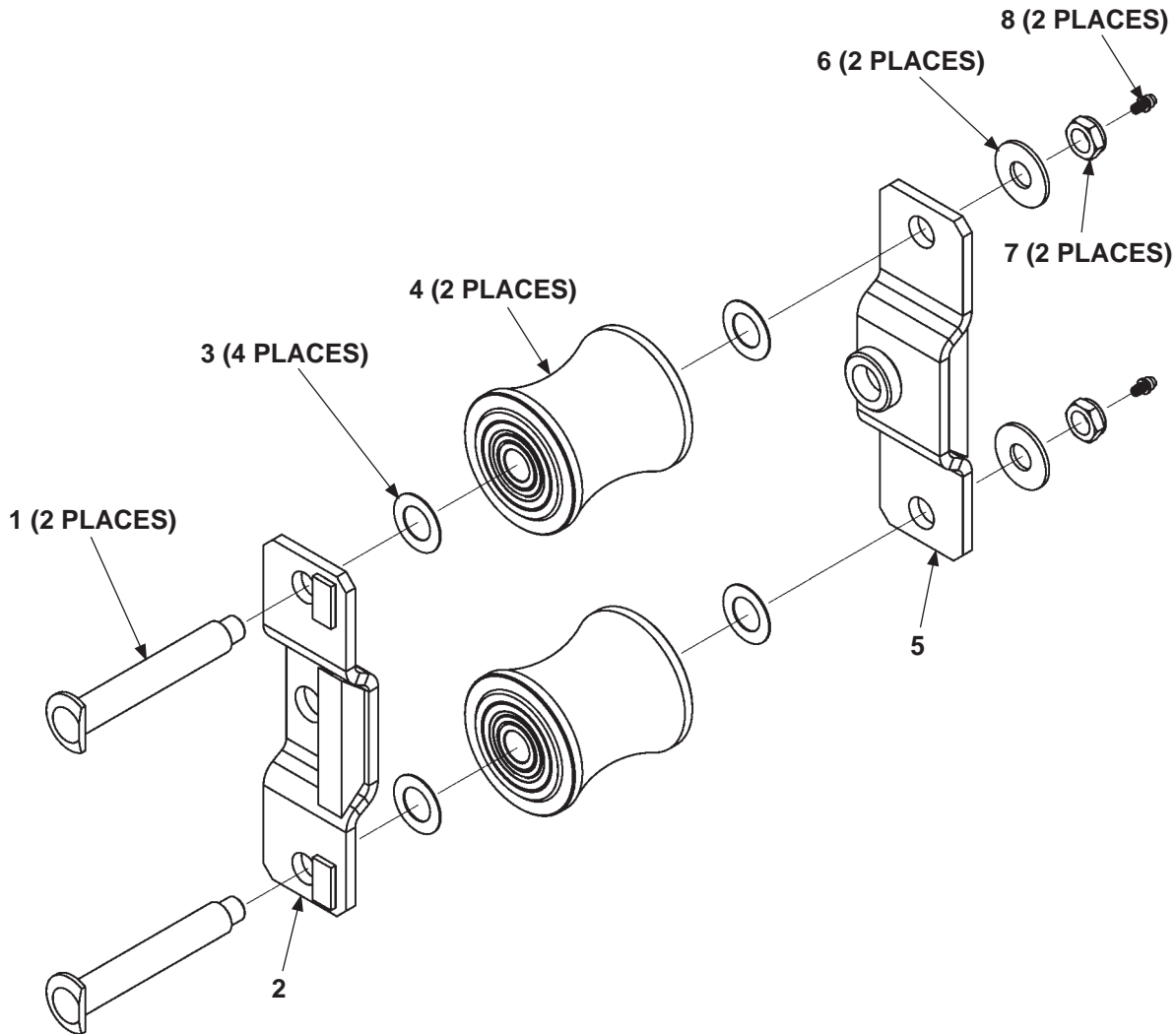
11921 Slauson Ave. Santa Fe Springs, CA. 90670 (800) 227-4116 FAX (888) 771-7713

UPPER TANDEM ASSEMBLY, RH RUNNER



ITEM	QTY.	PART NO.	DESCRIPTION
REF	1	268866-03	UPPER TANDEM ASSEMBLY, RH RUNNER
1	2	268898-01	ROLLER AXLE
2	1	280064	ROLLER BRACKET
3	3	261182	FLAT WASHER, .72" I.D. X 1-1/4" O.D. STAINLESS STEEL
4	2	268899-01	ROLLER
5	1	280063	ROLLER BRACKET
6	2	902014	FLAT WASHER, 5/8" I.D. X 1-3/8" O.D.
7	2	901016-1	LOCK NUT, THIN HEAD, 1/2"-20
8	1	280851-01	ROLLER COVER
9	2	268264-02	GREASE FITTING, DRIVE-IN, 3/16"

TANDEM ASSEMBLY (LOWER - RH & LH RUNNERS)



ITEM	QTY.	PART NO.	DESCRIPTION
REF	1	268866-01	TANDEM ASSEMBLY (LOWER)
1	2	268898-01	ROLLER AXLE
2	1	280064	ROLLER BRACKET
3	4	261182	FLAT WASHER, .72" I.D. X 1-1/4" O.D. STAINLESS STEEL
4	2	268899-01	ROLLER
5	1	280063	ROLLER BRACKET
6	2	902014	FLAT WASHER, 5/8" I.D. X 1-3/8" O.D.
7	2	901016-1	LOCK NUT, THIN HEAD, 1/2"-20
8	2	268264-02	GREASE FITTING, DRIVE-IN, 3/16"

MAXON[®]

11921 Slauson Ave. Santa Fe Springs, CA. 90670 (800) 227-4116 FAX (888) 771-7713

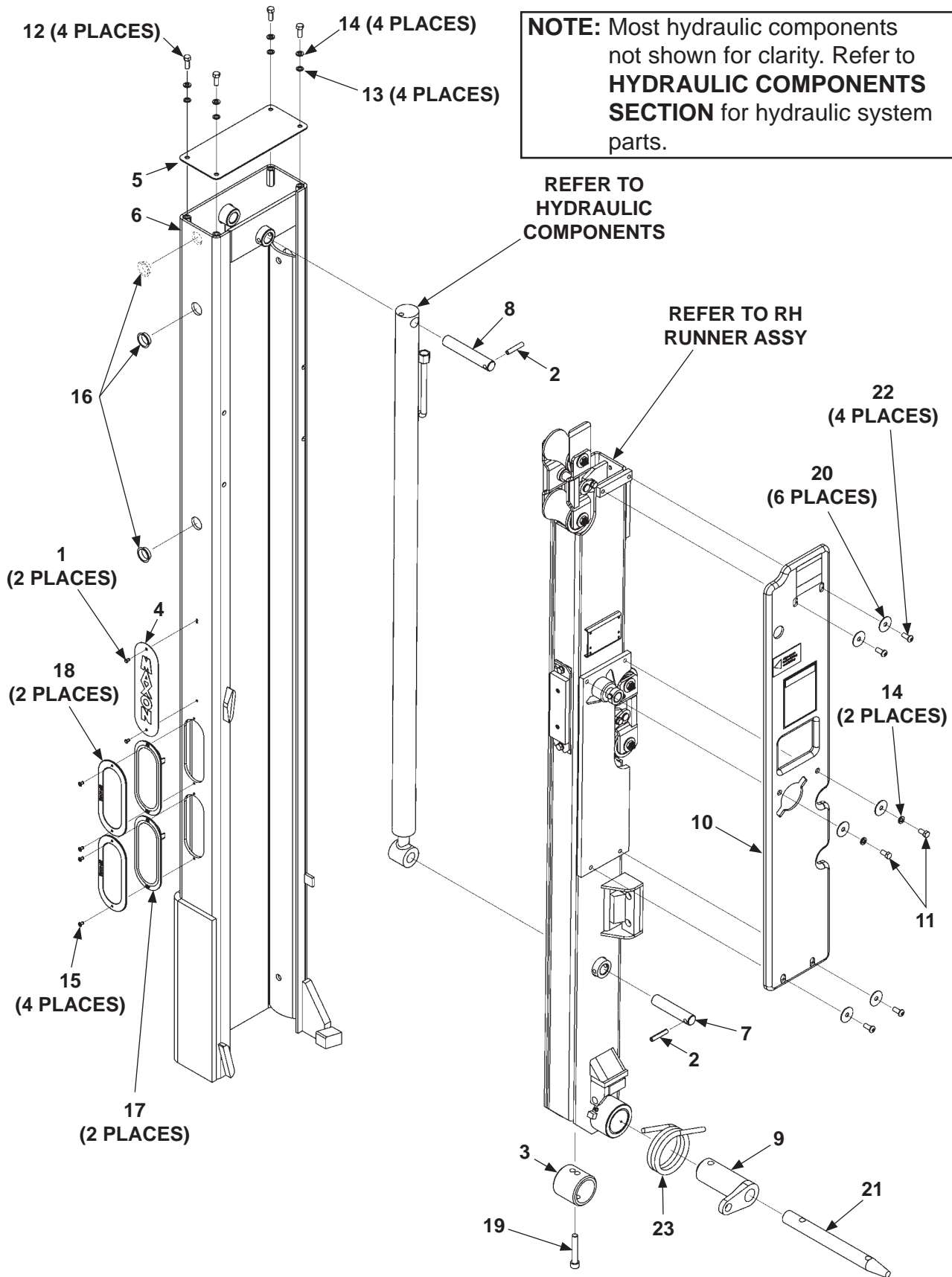
THIS PAGE INTENTIONALLY LEFT BLANK

MAXON

11921 Slauson Ave. Santa Fe Springs, CA. 90670 (800) 227-4116 FAX (888) 771-7713

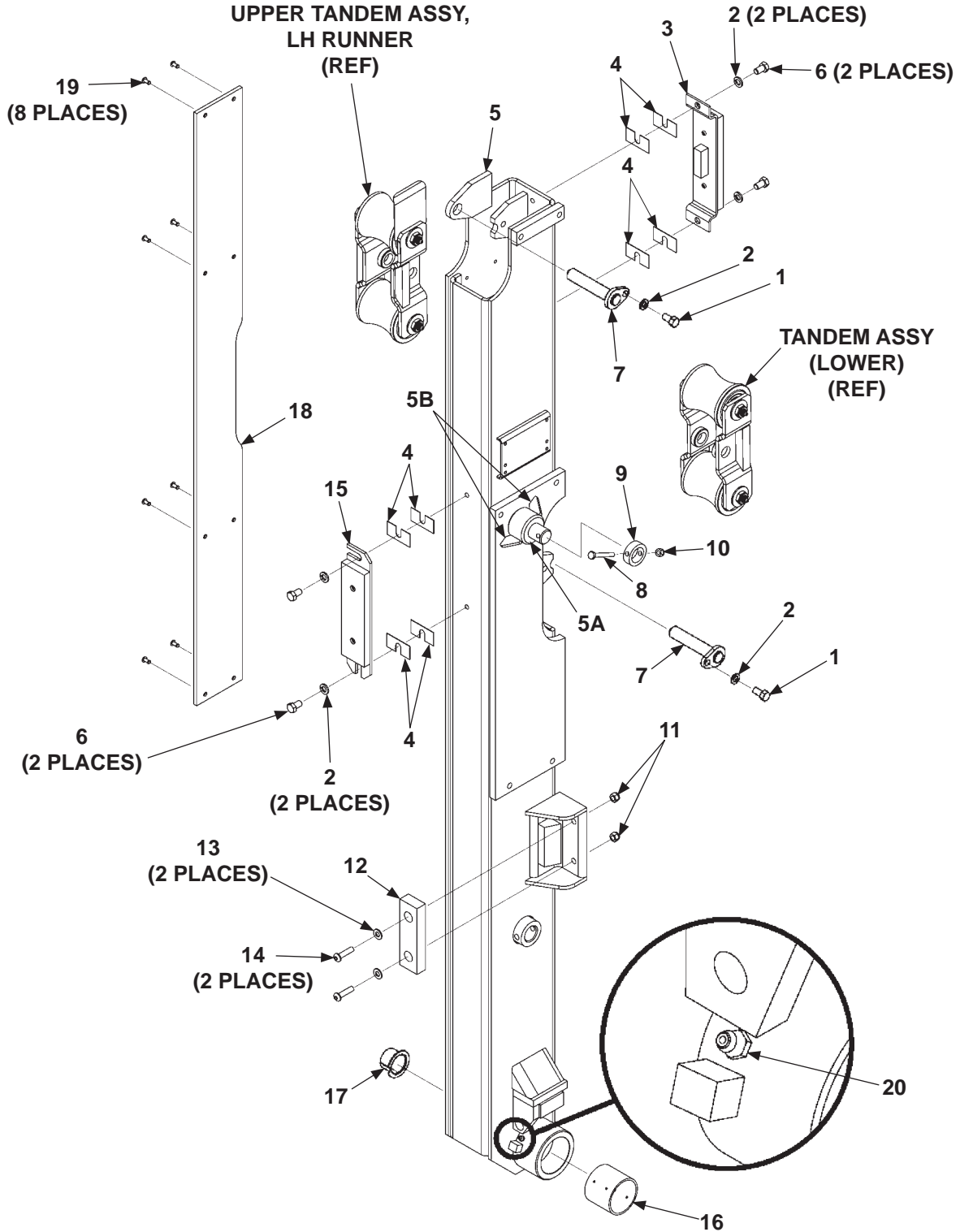
LH COLUMN ASSEMBLY

NOTE: Most hydraulic components not shown for clarity. Refer to **HYDRAULIC COMPONENTS SECTION** for hydraulic system parts.



ITEM	QTY.	PART NO.	DESCRIPTION
REF	1	269314-01	COLUMN ASSEMBLY, LH, 35/44
		269314-01G	COLUMN ASSEMBLY, LH, 35/44 (GALVANIZED)
		269314-02	COLUMN ASSEMBLY, LH, 55/66
		269314-02G	COLUMN ASSEMBLY, LH, 55/66 (GALVANIZED)
1	2	207644	POP RIVET, 3/16" X .402" LG.
2	2	904717-06	ROLL PIN, 3/8" X 2" LG.
3	1	253696	PIN COLLAR, 2-3/4" LG.
4	1	260478	MAXON VERTICAL PLATE, 3" X 10-1/8" LG.
5	1	263114	COLUMN COVER
		281761-01	COLUMN COVER (ZINC PLATED)
6	1	281604-01	COLUMN WELDMENT, LH
		281604-03	COLUMN WELDMENT, LH (GALVANIZED)
7	1	268068-01	PIN, STAINLESS STEEL, 1" O.D. X 4-3/4" LG.
8	1	268068-02	PIN, STAINLESS STEEL, 1" O.D. X 5-7/8" LG.
9	1	280623-01	COUPLING LH, MACHINED
10	1	269312-01	COLUMN COVER, LH
11	2	900014-3	CAP SCREW, HEX, 3/8"-16 X 3/4" LG, GR8
12	4	900014-4	CAP SCREW, HEX, 3/8"-16 X 1" LG, GR8
13	4	902000-10	FLAT WASHER, 3/8"
14	6	902011-4	LOCK WASHER, 3/8"
15	4	904005-2	POP RIVET, 3/16" X .565" LG.
16	2	260403	PLUG
	3	260403	PLUG (FOR GALVANIZED COLUMN)
17	2	285135-01	LED LIGHT, OVAL, RED
18	2	285135-02	STAINLESS STEEL FLANGE
19	1	900037-11	SOCKET HEAD SCREW, 1/2"-20 X 3" LG, GR8
20	6	902008	FENDER WASHER, 13/32"
21	1	280103	PIN, STAINLESS STEEL, 1-1/4" O.D. X 13" LG.
22	4	900064-04	BUTTON SOCKET CAP SCREW, 3/8"-16 X 7/8" LG.
23	1	280620-01	TORSION SPRING, LH

LH RUNNER ASSEMBLY (BMR-A)

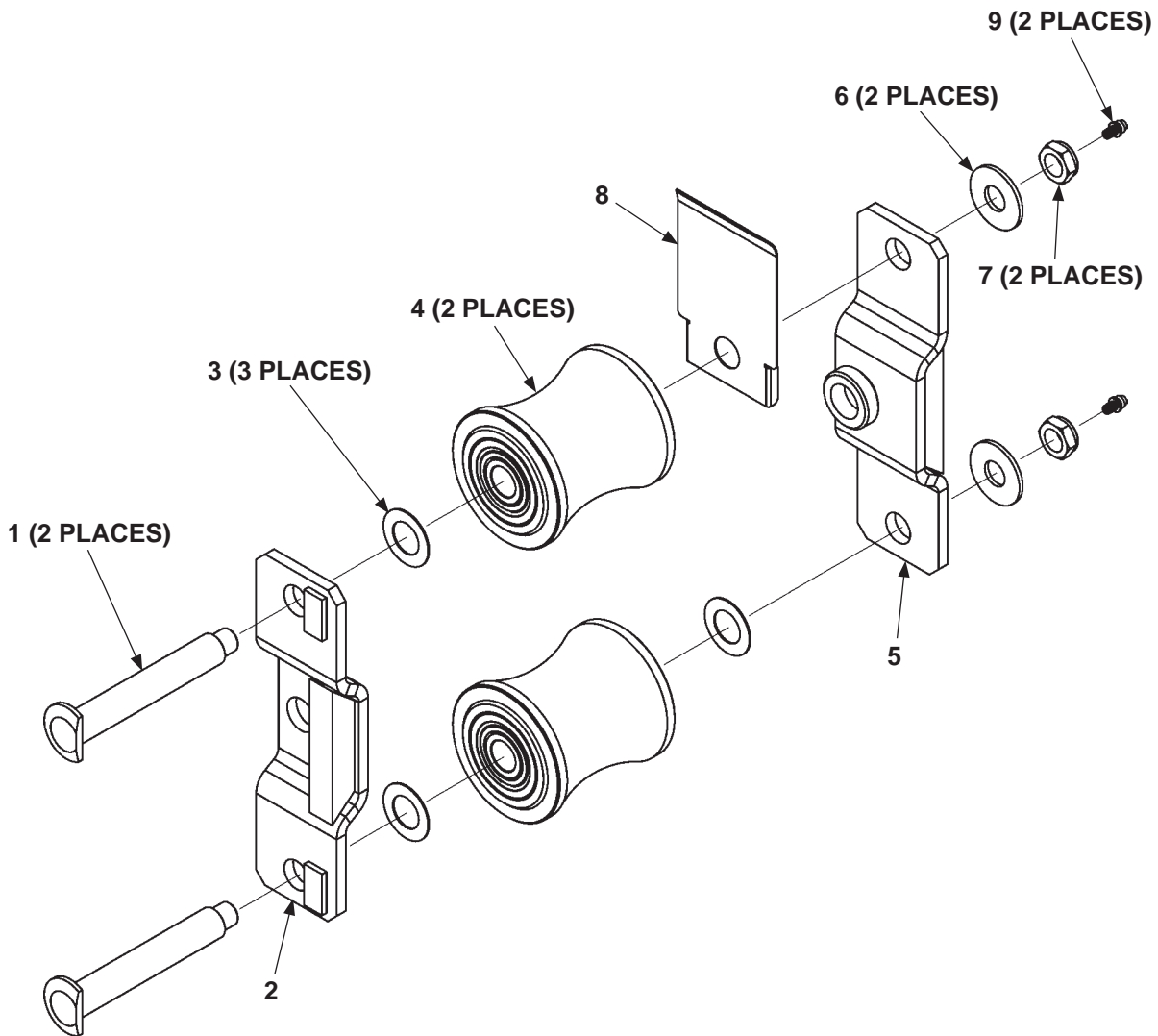


MAXON[®] 11921 Slauson Ave. Santa Fe Springs, CA. 90670 (800) 227-4116 FAX (888) 771-7713

ITEM	QTY.	PART NO.	DESCRIPTION
REF	1	280705-01	LH RUNNER ASSEMBLY
		280705-03	LH RUNNER ASSEMBLY (GALVANIZED)
1	2	900014-3	HEX HEAD CAP SCREW, 3/8"-16 X 3/4" LG, GR8
2	6	902011-4	LOCK WASHER, 3/8"
3	1	263221	UPPER PAD SUPPORT ASSEMBLY
4	A/R	263030	SPACER (22 GA)
		269677-01	SPACER (16 GA)
5	1	280703-01	LH RUNNER
		280703-03	LH RUNNER (GALVANIZED)
5A	1	253614	CHAIN BRACKET WELDMENT
5B	2	253645	GUSSET, CHAIN BRACKET
6	4	900014-12	HEX HEAD CAP SCREW, 3/8"-16 X 5/8" LG, GR8
7	2	280067	ARM WELDMENT
8	1	900004-8	CAP SCREW, 1/4"-20 X 2" LG, GR8
9	1	269227-01	PIN COLLAR
10	1	901000	NYLON LOCK NUT, 1/4"-20
11	2	901001	NYLON LOCK NUT, 5/16"-18
12	1	225278-02	RUBBER BUMPER
13	2	902013-10	FLAT WASHER, 5/16"
14	2	900001-4	BUTTON HEAD SCREW, 5/16"-18 X 1-1/4" LG.
15	1	263225	LOWER PAD SUPPORT ASSEMBLY
16	1	908011-01	BEARING, SELF LUBE, 2-1/2" DIA. X 2-1/8" LG.
17	1	253595	BEARING, SELF LUBE, 1-1/4" DIA. X 1" LG.
18	1	253543	PAD
19	8	207644	POP RIVET, 3/16" X 7/16" LG.
20	1	224342	GREASE FITTING 1/4"

NOTE: A/R means As Required.

UPPER TANDEM ASSEMBLY, LH RUNNER



ITEM	QTY.	PART NO.	DESCRIPTION
REF	1	268866-02	UPPER TANDEM ASSEMBLY, LH RUNNER
1	2	268898-01	ROLLER AXLE
2	1	280064	ROLLER BRACKET
3	3	261182	FLAT WASHER, .72" I.D. X 1-1/4" O.D. STAINLESS STEEL
4	2	268899-01	ROLLER
5	1	280063	ROLLER BRACKET
6	2	902014	FLAT WASHER, 5/8" I.D. X 1-3/8" O.D.
7	2	901016-1	LOCK NUT, THIN HEAD, 1/2"-20
8	1	280851-01	ROLLER COVER
9	2	268264-02	GREASE FITTING, DRIVE-IN, 3/16"

MAXON[®]

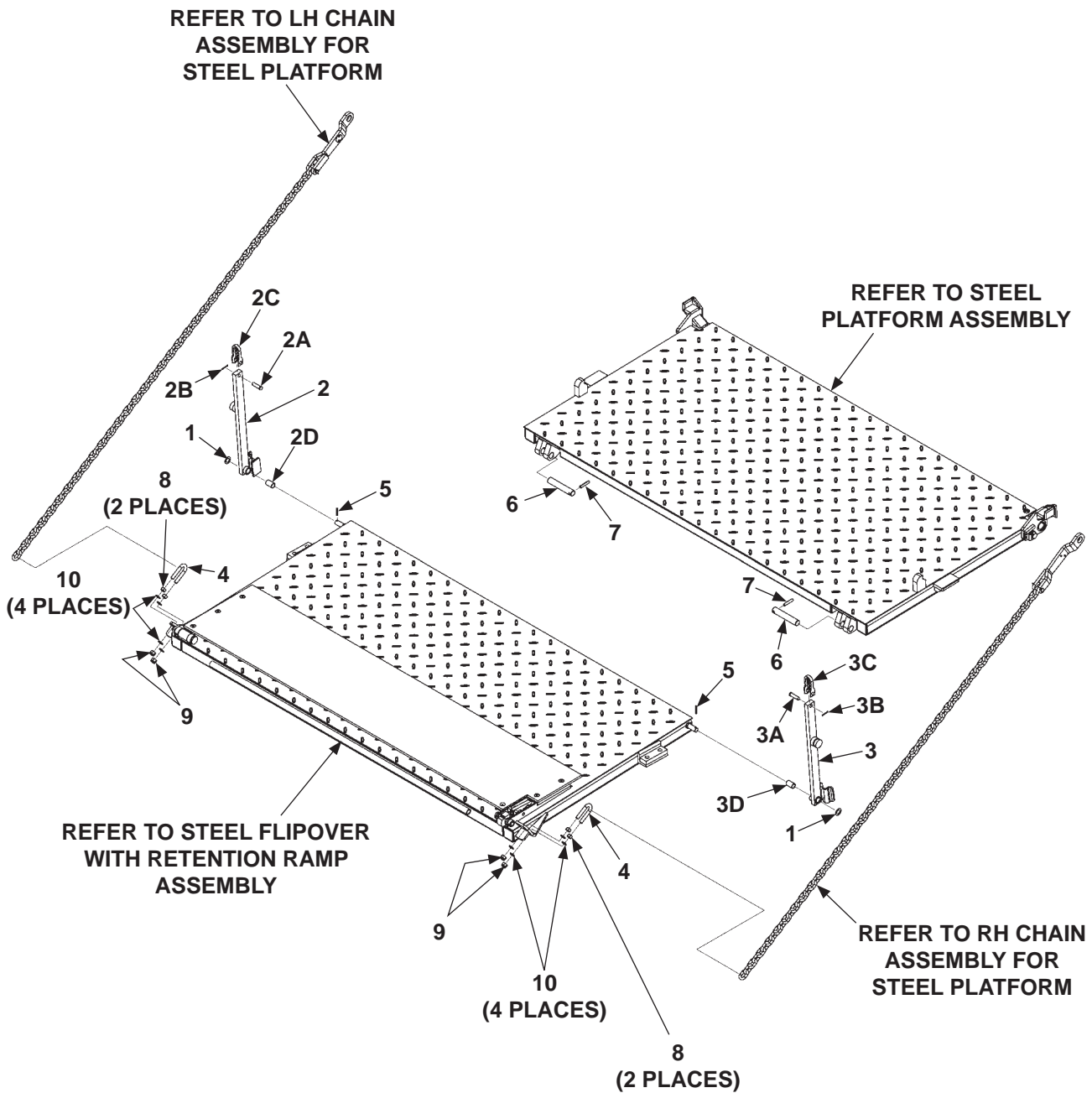
11921 Slauson Ave. Santa Fe Springs, CA. 90670 (800) 227-4116 FAX (888) 771-7713

THIS PAGE INTENTIONALLY LEFT BLANK

PLATFORM, FLIPOVER, AND CHAIN ASSEMBLY - 1 (STEEL)

⚠ CAUTION

MAXON recommends replacing LH & RH platform support chains as a set. Possible harm to users or bystanders and/or equipment damage could result if chains are only replaced one at a time.



MAXON®

11921 Slauson Ave. Santa Fe Springs, CA. 90670 (800) 227-4116 FAX (888) 771-7713

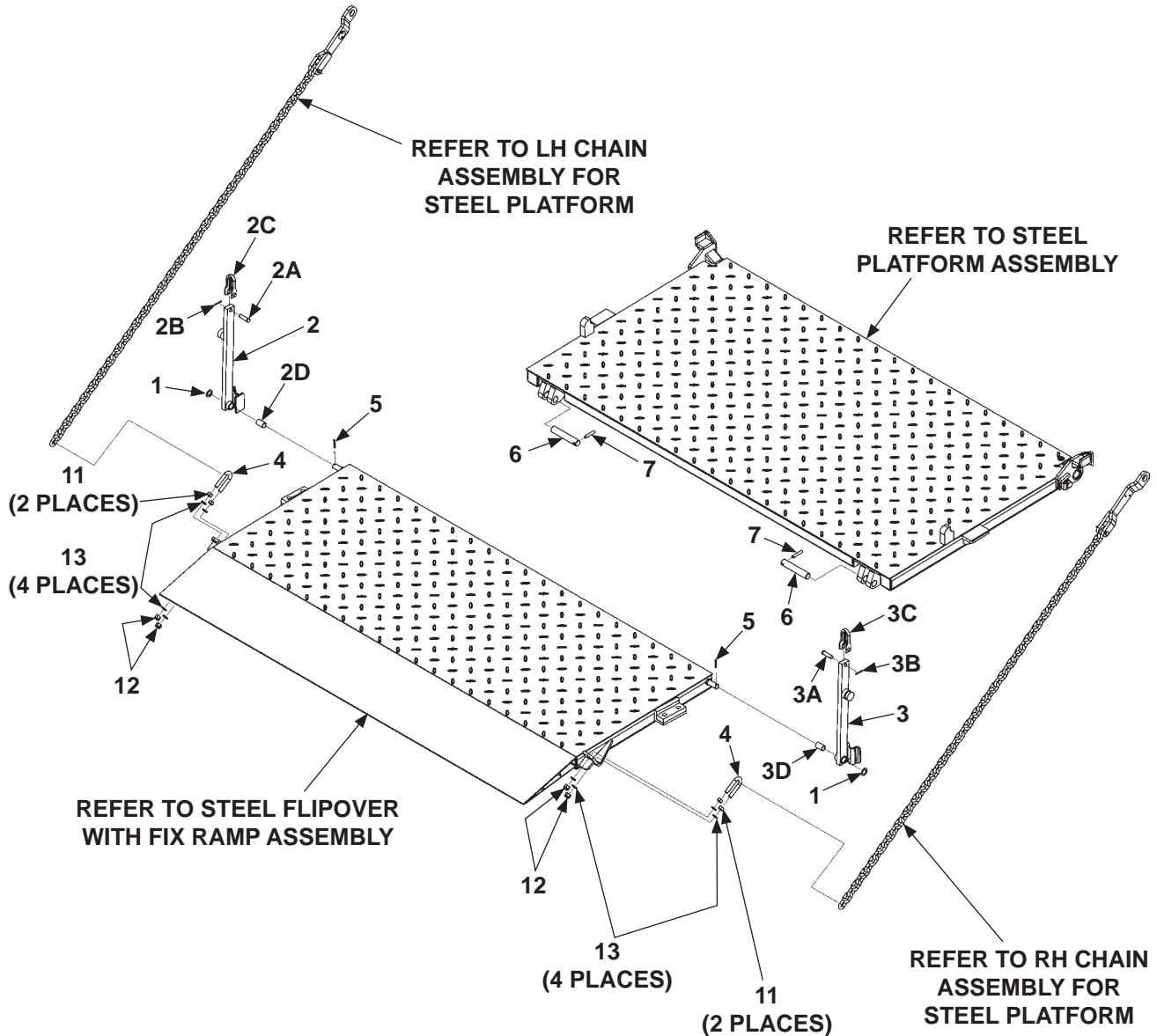
ITEM	QTY.	PART NO.	DESCRIPTION
1	2	261685	FLAT WASHER, 3/4" I.D. STAINLESS STEEL
2	1	269222-01G	OPENER ASSEMBLY LH (GALVANIZED), 30" + 30" *
		269222-03G	OPENER ASSEMBLY LH (GALVANIZED), 36" + 36" *
		269222-05G	OPENER ASSEMBLY LH (GALVANIZED), 42" + 42" *
		269222-07G	OPENER ASSEMBLY LH (GALVANIZED), 36" + 24" *
		269222-09G	OPENER ASSEMBLY LH (GALVANIZED), 42" + 30" *
2A	1	905136-01	CLEVIS PIN, 1/2" X 1-7/8" LG, GR8
2B	1	030805	COTTER PIN, 1/8" X 1" LG.
2C	1	280644-01	ANCHOR SHACKLE
2D	1	260917-05	BEARING, SELF LUBE, 3/4" DIA. X 1-3/8" LG.
3	1	269222-02G	OPENER ASSEMBLY LH (GALVANIZED), 30" + 30" *
		269222-04G	OPENER ASSEMBLY LH (GALVANIZED), 36" + 36" *
		269222-06G	OPENER ASSEMBLY LH (GALVANIZED), 42" + 42" *
		269222-08G	OPENER ASSEMBLY LH (GALVANIZED), 36" + 24" *
		269222-10G	OPENER ASSEMBLY LH (GALVANIZED), 42" + 30" *
3A	1	905136-01	CLEVIS PIN, 1/2" X 1-7/8" LG, GR8
3B	1	030805	COTTER PIN, 1/8" X 1" LG.
3C	1	280644-01	ANCHOR SHACKLE
3D	1	260917-05	BEARING, SELF LUBE, 3/4" DIA. X 1-3/8" LG.
4	2	282854-01	U-BOLT
5	2	905015-3	ROLL PIN, 3/16" X 1-1/2" LG.
6	2	268068-03	PIN, STAINLESS STEEL 5-1/2" LG.
7	2	221416	ROLL PIN, 3/8" X 2" LG.
8	4	901011-9	NUT, 1/2"
9	4	901010	NYLON LOCK NUT, 1/2"-13
10	8	902000-14	FLAT WASHER, 1/2"

* PLATFORM + FLIPOVER DEPTH

PLATFORM, FLIPOVER, AND CHAIN ASSEMBLY - 2 (STEEL)

⚠ CAUTION

MAXON recommends replacing LH & RH platform support chains as a set. Possible harm to users or bystanders and/or equipment damage could result if chains are only replaced one at a time.



MAXON[®] 11921 Slauson Ave. Santa Fe Springs, CA. 90670 (800) 227-4116 FAX (888) 771-7713

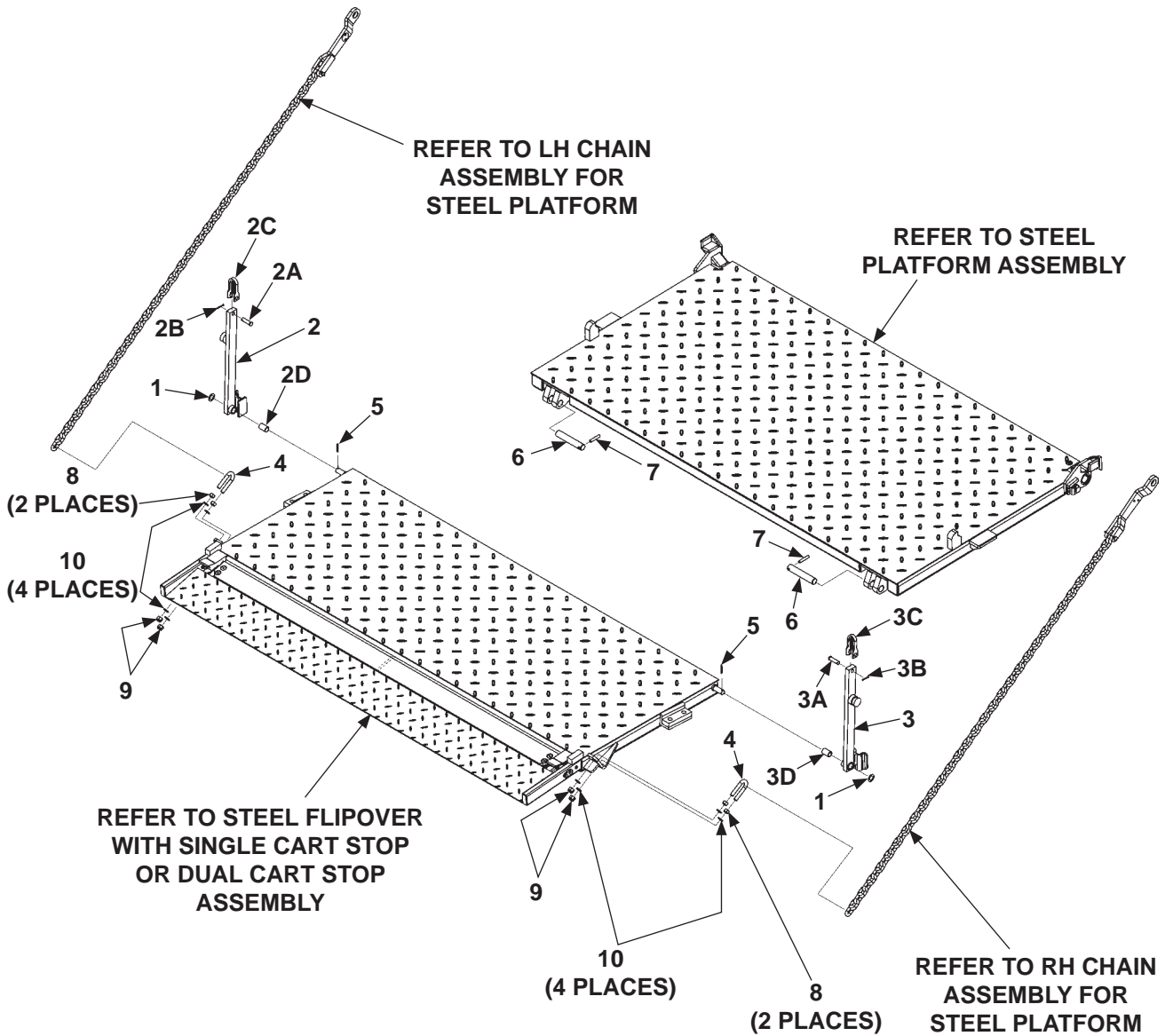
ITEM	QTY.	PART NO.	DESCRIPTION
1	2	261685	FLAT WASHER, 3/4" I.D. STAINLESS STEEL
2	1	269222-09G	OPENER ASSEMBLY LH (GALVANIZED), 42" + 30" *
2A	1	905136-01	CLEVIS PIN, 1/2" X 1-7/8" LG, GR8
2B	1	030805	COTTER PIN, 1/8" X 1" LG.
2C	1	280644-01	ANCHOR SHACKLE
2D	1	260917-05	BEARING, SELF LUBE, 3/4" DIA. X 1-3/8" LG.
3	1	269222-10G	OPENER ASSEMBLY RH (GALVANIZED), 42" + 30" *
3A	1	905136-01	CLEVIS PIN, 1/2" X 1-7/8" LG, GR8
3B	1	030805	COTTER PIN, 1/8" X 1" LG.
3C	1	280644-01	ANCHOR SHACKLE
3D	1	260917-05	BEARING, SELF LUBE, 3/4" DIA. X 1-3/8" LG.
4	2	282854-01	U-BOLT
5	2	905015-3	ROLL PIN, 3/16" X 1-1/2" LG.
6	2	268068-03	PIN, STAINLESS STEEL 5-1/2" LG.
7	2	221416	ROLL PIN, 3/8" X 2" LG.
8	2	905136-01	CLEVIS PIN, 1/2" X 1-7/8" LG, GR8
9	2	030805	COTTER PIN, 1/8" X 1" LG.
10	2	280644-01	ANCHOR SHACKLE
11	4	901011-9	NUT, 1/2"
12	4	901010	NYLON LOCK NUT, 1/2"-13
13	8	902000-14	FLAT WASHER, 1/2"

* PLATFORM + FLIPOVER DEPTH

PLATFORM, FLIPOVER, AND CHAIN ASSEMBLY - 3 (STEEL)

⚠ CAUTION

MAXON recommends replacing LH & RH platform support chains as a set. Possible harm to users or bystanders and/or equipment damage could result if chains are only replaced one at a time.



MAXON®

11921 Slauson Ave. Santa Fe Springs, CA. 90670 (800) 227-4116 FAX (888) 771-7713

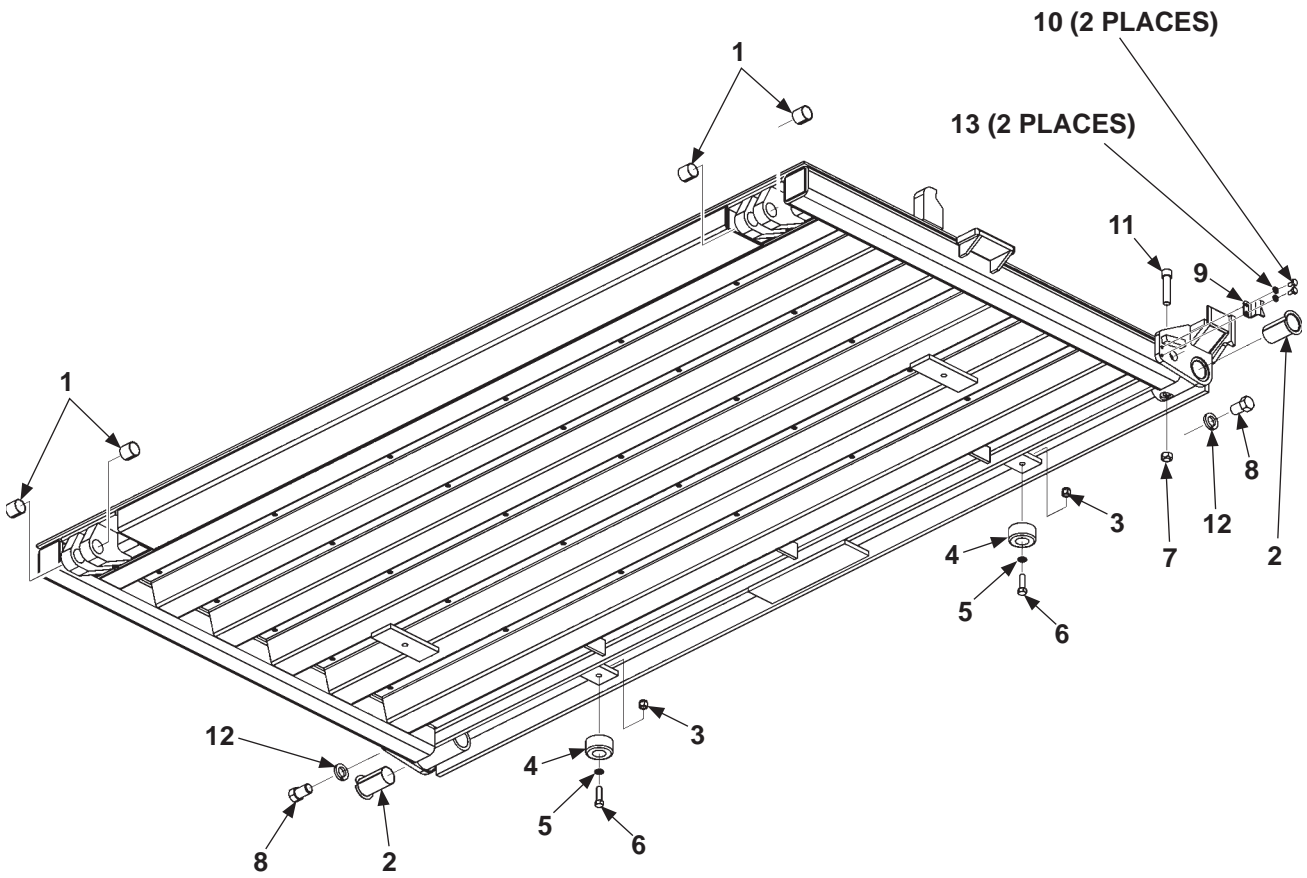
ITEM	QTY.	PART NO.	DESCRIPTION
1	2	261685	FLAT WASHER, 3/4" I.D. STAINLESS STEEL
2	1	269222-09G	OPENER ASSEMBLY LH (GALVANIZED), 42" + 30" *
2A	1	905136-01	CLEVIS PIN, 1/2" X 1-7/8" LG, GR8
2B	1	030805	COTTER PIN, 1/8" X 1" LG.
2C	1	280644-01	ANCHOR SHACKLE
2D	1	260917-05	BEARING, SELF LUBE, 3/4" DIA. X 1-3/8" LG.
3	1	269222-10G	OPENER ASSEMBLY RH (GALVANIZED), 42" + 30" *
3A	1	905136-01	CLEVIS PIN, 1/2" X 1-7/8" LG, GR8
3B	1	030805	COTTER PIN, 1/8" X 1" LG.
3C	1	280644-01	ANCHOR SHACKLE
3D	1	260917-05	BEARING, SELF LUBE, 3/4" DIA. X 1-3/8" LG.
4	2	282854-01	U-BOLT
5	2	905015-3	ROLL PIN, 3/16" X 1-1/2" LG.
6	2	268068-03	PIN, STAINLESS STEEL 5-1/2" LG.
7	2	904717-06	ROLL PIN, 3/8" X 2" LG.
8	4	901011-9	NUT, 1/2"
9	4	901010	NYLON LOCK NUT, 1/2"-13
10	8	902000-14	FLAT WASHER, 1/2"

* PLATFORM + FLIPOVER DEPTH

PLATFORM ASSEMBLY (STEEL)

MAXON[®]

11921 Slauson Ave. Santa Fe Springs, CA. 90670 (800) 227-4116 FAX (888) 771-7713

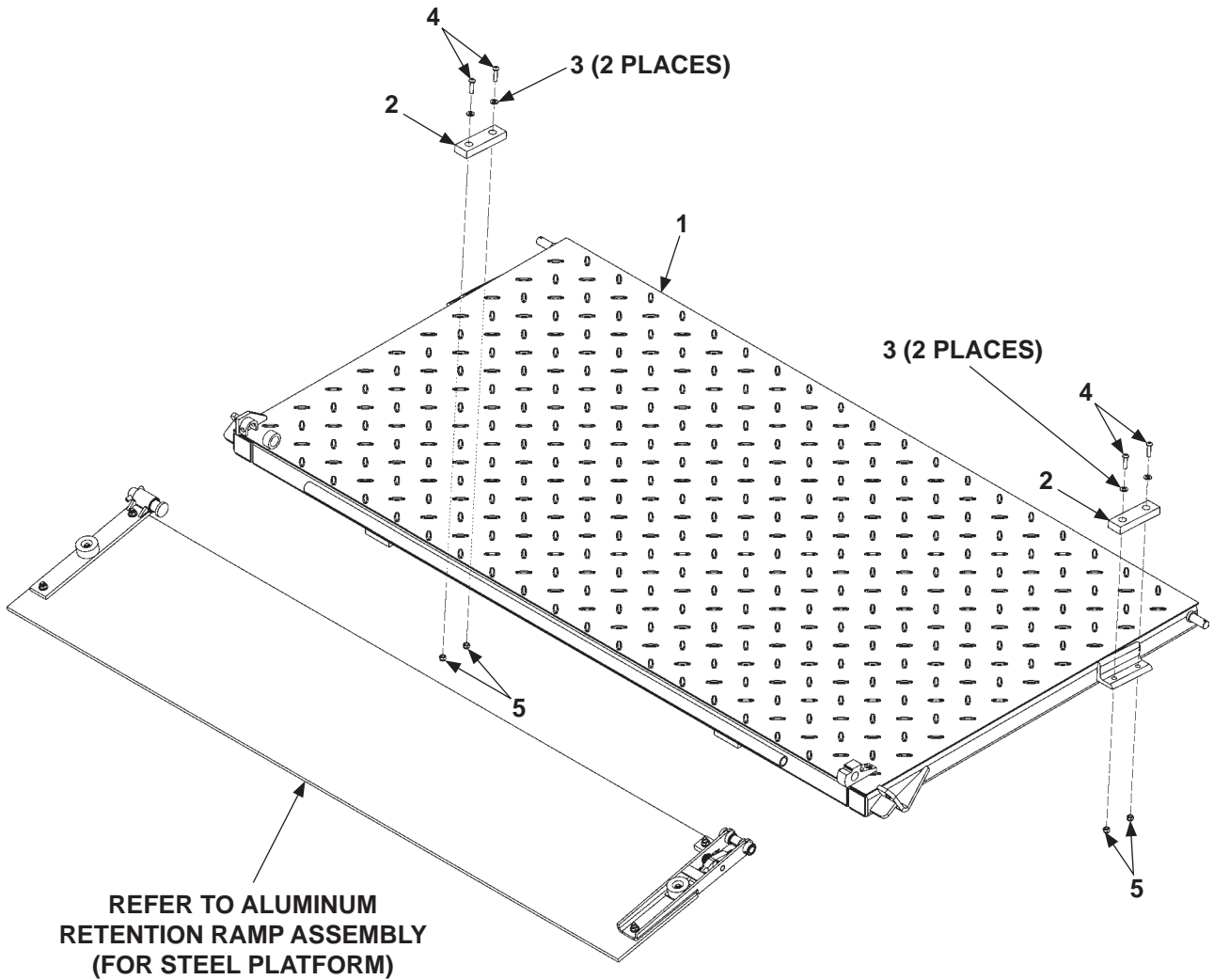


ITEM	QTY.	DESCRIPTION	PART NO.		
			30" DEEP	36" DEEP	42" DEEP
REF	1	PLATFORM, 96" WIDE VEHICLE (BMRA 55-66)	284883-601	284883-602	284883-603
		PLATFORM, 102" WIDE VEHICLE (BMRA 55-66)	284883-611	284883-612	284883-613
		PLATFORM, 96" WIDE VEHICLE (BMRA 35-44)	284883-401	284883-402	284883-403
		PLATFORM, 102" WIDE VEHICLE (BMRA 35-44)	284883-411	284883-412	284883-413
		PLATFORM, 96" WIDE VEHICLE (GALVANIZED)	284883-601G	284883-602G	284883-603G
		PLATFORM, 102" WIDE VEHICLE (GALVANIZED)	284883-611G	284883-612G	284883-613G
1	4	BEARING, SELF LUBE, 1" DIA. X 1" LG.	253657		
2	2	BEARING, SELF LUBE, 2-1/4" DIA. X 2-1/2" LG.	905200		
3	2	NYLON LOCK NUT, 3/6"-16	901002		
4	2	RUBBER BUMPER	253516		
5	2	FLAT WASHER, 3/8"	902000-10		
6	2	HEX HEAD BOLT, 3/8"-16 X 1-1/4" LG, GR8	900014-5		
7	1	NYLON LOCK NUT, 1/2"-13	040066		
8	2	BOLT, 3/4"-10 X 1-1/8" LG.	260181-01		
9	1	BRACKET	269156-01		
10	2	CAP SCREW, 1/4"-20 X 1/2" LG, GR8	900004-1		
11	1	SOCKET SCREW, 1/2"-13 X 2-1/4" LG, GR8	900036-10		
12	2	LOCK WASHER, 3/4"	902011-9		
13	2	LOCK WASHER, 1/4"	902011-2		

FLIPOVER WITH RETENTION RAMP (STEEL)

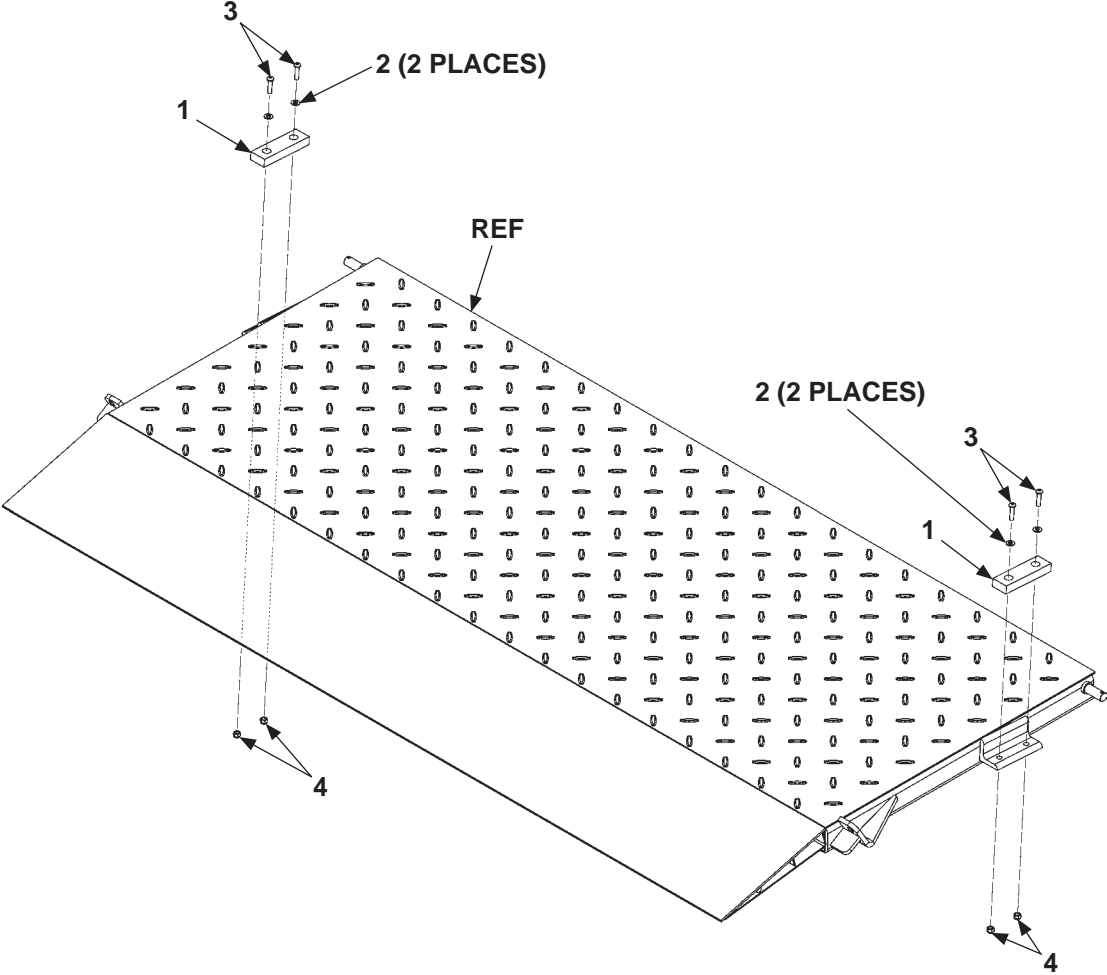
MAXON[®]

11921 Slauson Ave. Santa Fe Springs, CA. 90670 (800) 227-4116 FAX (888) 771-7713



ITEM	QTY.	DESCRIPTION	PART NO.			
			24" DEEP	30" DEEP	36" DEEP	42" DEEP
REF	1	FLIPOVER, 96" WIDE VEHICLE (BMRA 55-66)	285502-604	285502-601	285502-602	285502-603
		FLIPOVER, 102" WIDE VEHICLE (BMRA 55-66)	285502-614	285502-611	285502-612	285502-613
		FLIPOVER, 96" WIDE VEHICLE (BMRA 35-44)	285502-404	285502-401	2285502-402	285502-403
		FLIPOVER, 102" WIDE VEHICLE (BMRA 35-44)	285502-414	285502-411	285502-412	285502-413
		FLIPOVER, 96" WIDE VEHICLE (GALVANIZED)	285502-604G	285502-601G	285502-602G	285502-603G
		FLIPOVER, 102" WIDE VEHICLE (GALVANIZED)	285502-614G	285502-611G	285502-612G	285502-613G
1	2	BUMPER	225278-02			
2	4	FLAT WASHER, 5/16"	902013-10			
3	4	BUTTON HEAD SCREW, 5/16"-18 X 1-1/4" LG.	900001-4			
4	4	NYLON LOCK NUT, 5/16"- 18	901001			

FLIPOVER WITH FIX RAMP (STEEL)



MAXON[®]

11921 Slauson Ave. Santa Fe Springs, CA. 90670 (800) 227-4116 FAX (888) 771-7713

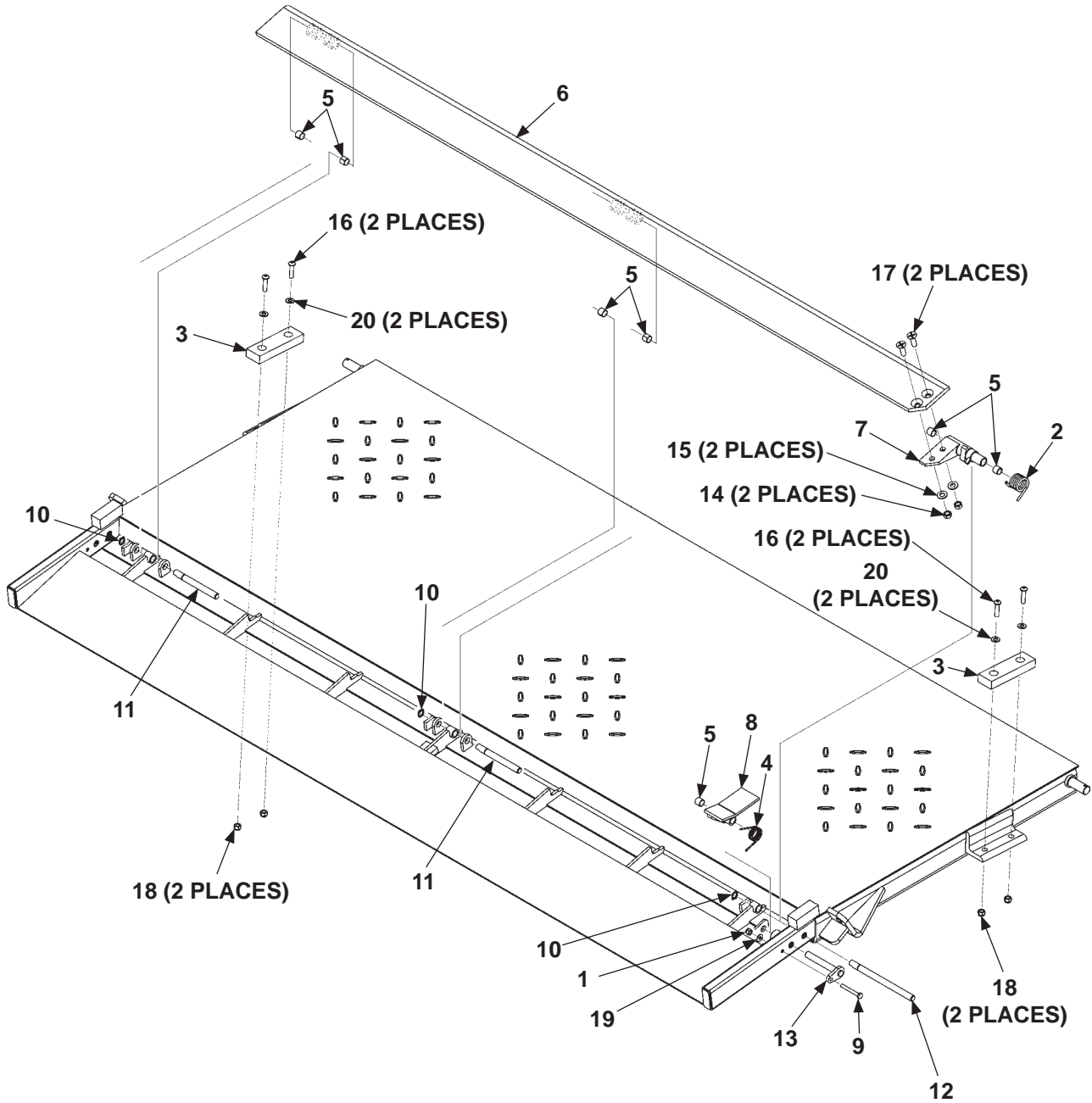
ITEM	QTY.	PART NO.	DESCRIPTION
REF	1	284888-407	FLIPOVER, 80"W X 30"D + 12 FIX RAMP (BMRA 35-44, 96" WIDE VEHICLE)
		284888-607	FLIPOVER, 80"W X 30"D + 12 FIX RAMP (BMRA 55-66, 96" WIDE VEHICLE)
		284888-607G	FLIPOVER, 80"W X 30"D + 12 FIX RAMP (GALVANIZED)
		284888-417	FLIPOVER, 86"W X 30"D + 12 FIX RAMP (BMRA 35-44, 102" WIDE VEHICLE)
		284888-617	FLIPOVER, 86"W X 30"D + 12 FIX RAMP (BMRA 55-66, 102" WIDE VEHICLE)
		284888-617G	FLIPOVER, 86"W X 30"D + 12 FIX RAMP(GALVANIZED)
1	2	225278-02	BUMPER
2	4	902013-10	FLAT WASHER, 5/16"
3	4	900001-4	BUTTON HEAD SCREW, 5/16"-18 X 1-1/4" LG.
4	4	901001	NYLON LOCK NUT, 5/16"-18

MAXON[®] 11921 Slauson Ave. Santa Fe Springs, CA. 90670 (800) 227-4116 FAX (888) 771-7713

FLIPOVER WITH SINGLE CART STOP (STEEL)

MAXON[®]

11921 Slauson Ave. Santa Fe Springs, CA. 90670 (800) 227-4116 FAX (888) 771-7713



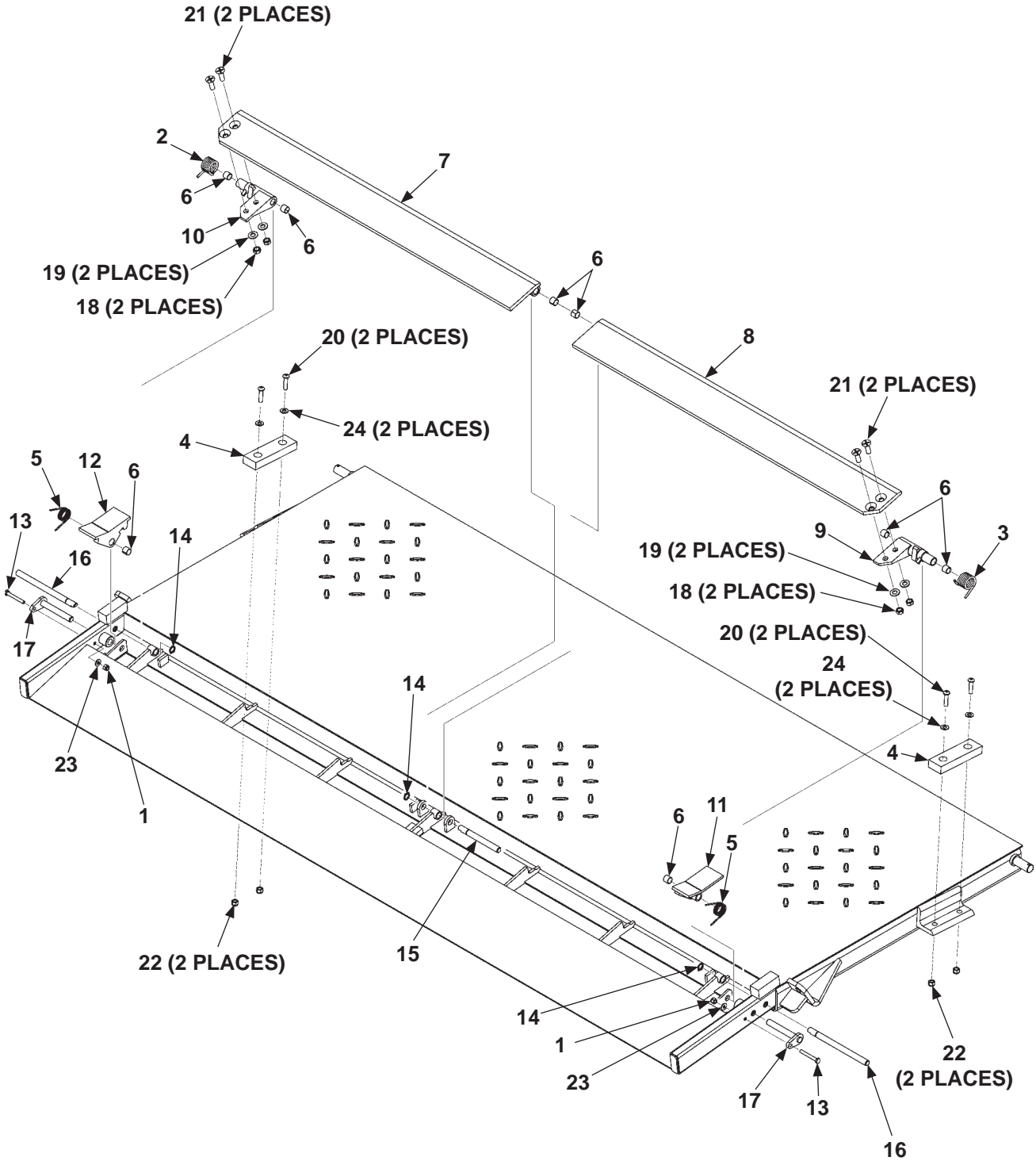
ITEM	QTY.	DESCRIPTION	PART NO.	
			24" DEEP	30" DEEP
REF	1	FLIPOVER, 96" WIDE VEHICLE (BMRA 35-44)	269432-01	269432-02
		FLIPOVER, 102" WIDE VEHICLE (BMRA 35-44)	269432-05	269432-06
		FLIPOVER, 96" WIDE VEHICLE (BMRA 55-66)	269433-03	269433-04
		FLIPOVER, 102" WIDE VEHICLE (BMRA 55-66)	269433-07	269433-08
		FLIPOVER, 96" WIDE VEHICLE (GALVANIZED)	NA	284572-03
		FLIPOVER, 102" WIDE VEHICLE (GALVANIZED)	NA	284572-04
1	1	NYLON LOCK NUT, 1/4"-20	901000	
2	1	TORSION SPRING, RH	202528-02	
3	2	BUMPER	225278-02	
4	1	TORSION SPRING, LH	252460	
5	7	BEARING, SELF LUBE, 1/2" DIA. X 1/2" LG.	253542	
6	1	CART STOP RAMP (96" WIDE VEHICLE)	253850	
		CART STOP RAMP (102" WIDE VEHICLE)	253850-01	
7	1	LOCKING CAM, RH	260321	
8	1	LOCKING HOOK, RH	260360	
9	1	HEX HEAD BOLT, 1/4"-20 X 2.00 LG. GR8	260558	
10	3	RETAINING RING, 1"	260930	
11	2	PIN, 4-3/4" LG.	261496-01	
12	1	PIN, 7" LG.	261496-02	
13	1	PIN LOCKING HOOK SUPPORT WELDMENT	261693	
14	2	NYLON LOCK NUT, 3/8"-16	030955	
15	2	FLAT WASHER, 3/8" ZINC	902001-2	
16	4	BUTTON SCREW, 5/16"-18 X 1-1/4" LG.	900001-4	
17	2	FLATHEAD SOCKET SCREW, 3/8"-16 X 1-1/4" LG.	900061-5	
18	4	NYLON LOCK NUT, 5/16"-18	901001	
19	1	FLAT WASHER, 1/4"	902013-09	
20	4	FLAT WASHER, 5/16"	902013-10	

MAXON[®] 11921 Slauson Ave. Santa Fe Springs, CA. 90670 (800) 227-4116 FAX (888) 771-7713

FLIPOVER WITH DUAL CART STOPS (STEEL)

MAXON[®]

11921 Slauson Ave. Santa Fe Springs, CA. 90670 (800) 227-4116 FAX (888) 771-7713

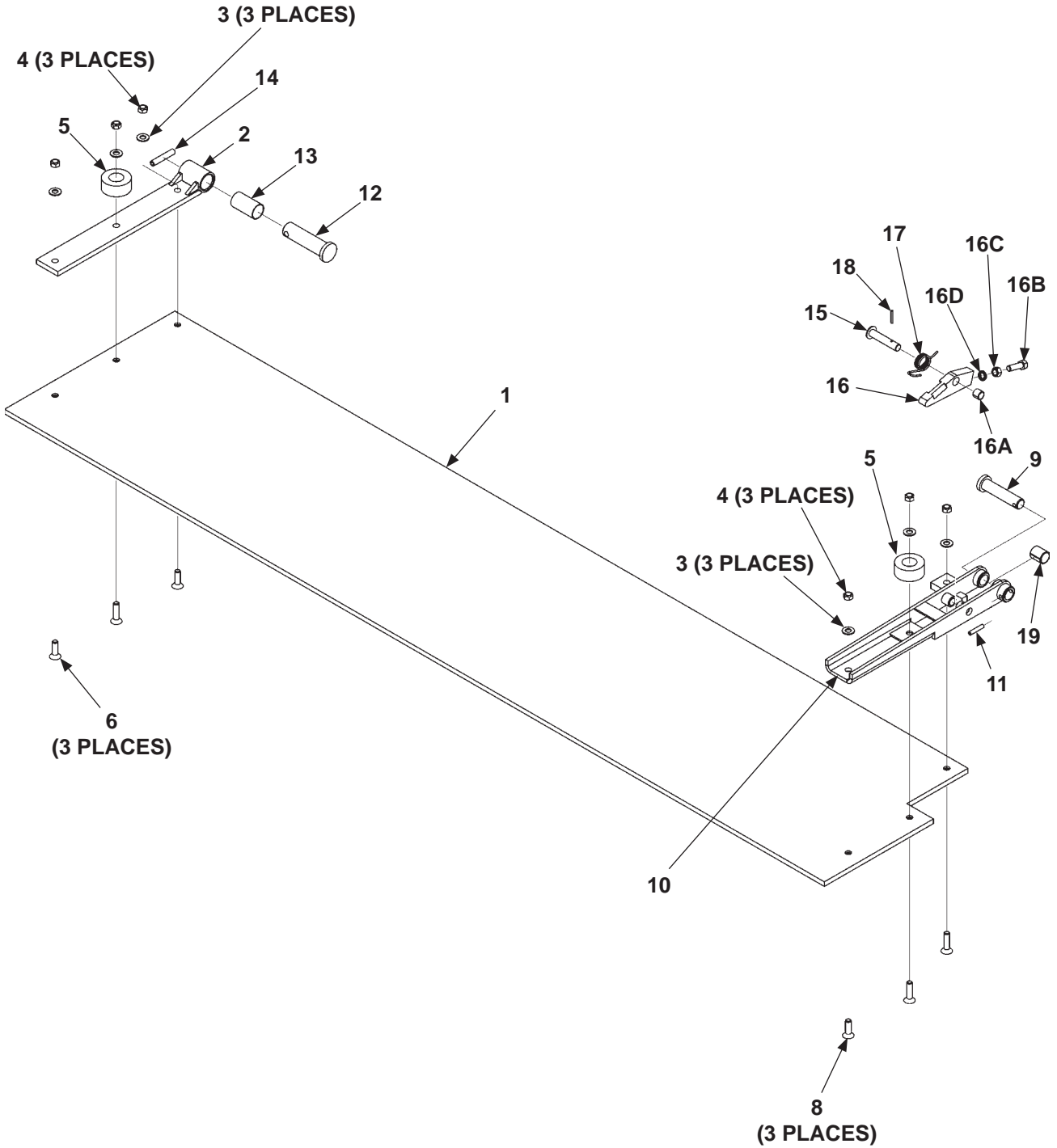


ITEM	QTY.	DESCRIPTION	PART NO.	
			24" DEEP	30" DEEP
REF	1	FLIPOVER, 96" WIDE VEHICLE (BMRA 35-44)	269430-01	269430-02
		FLIPOVER, 102" WIDE VEHICLE (BMRA 35-44)	269430-05	269430-06
		FLIPOVER, 96" WIDE VEHICLE (BMRA 55-66)	269430-03	269430-04
		FLIPOVER, 102" WIDE VEHICLE (BMRA 55-66)	269430-07	269430-08
		FLIPOVER, 96" WIDE VEHICLE (GALVANIZED)	NA	284573-03
		FLIPOVER, 102" WIDE VEHICLE (GALVANIZED)	NA	284573-04
1	2	NYLON LOCK NUT, 1/4"-20	901000	
2	1	TORSION SPRING, LH	202528-01	
3	1	TORSION SPRING, RH	202528-02	
4	2	BUMPER	225278-02	
5	2	TORSION SPRING, LH	252460	
6	8	BEARING, SELF LUBE, 1/2" DIA. X 1/2" LG.	253542	
7	1	CART STOP RAMP, LH (96" WIDE VEHICLE)	253896-01	
		CART STOP RAMP, LH (102" WIDE VEHICLE)	253896-03	
8	1	CART STOP RAMP, RH (96" WIDE VEHICLE)	253896	
		CART STOP RAMP, RH (102" WIDE VEHICLE)	253896-02	
9	1	LOCKING CAM, RH	260321	
10	1	LOCKING CAM, LH	260321-01	
11	1	LOCKING HOOK, RH	260360	
12	1	LOCKING HOOK, LH	260360-01	
13	2	HEX HEAD BOLT, 1/4"-20 X 2.00 LG. GR8	260558	
14	3	RETAINING RING, 1"	260930	
15	1	PIN, 4-3/4" LG.	261496-01	
16	2	PIN, 7" LG.	261496-02	
17	2	PIN LOCKING HOOK SUPPORT WELDMENT	261693	
18	4	NYLON LOCK NUT, 3/8"-16	030955	
19	4	FLAT WASHER, 3/8" ZINC	902001-2	
20	4	BUTTON SCREW, 5/16"-18 X 1-1/4" LG.	900001-4	
21	4	FLATHEAD SOCKET SCREW, 3/8"-16 X 1-1/4" LG.	900061-5	
22	4	NYLON LOCK NUT, 5/16"-18	901001	
23	2	FLAT WASHER, 1/4"	902013-09	
24	4	FLAT WASHER, 5/16"	902013-10	

MAXON[®] 11921 Slauson Ave. Santa Fe Springs, CA. 90670 (800) 227-4116 FAX (888) 771-7713

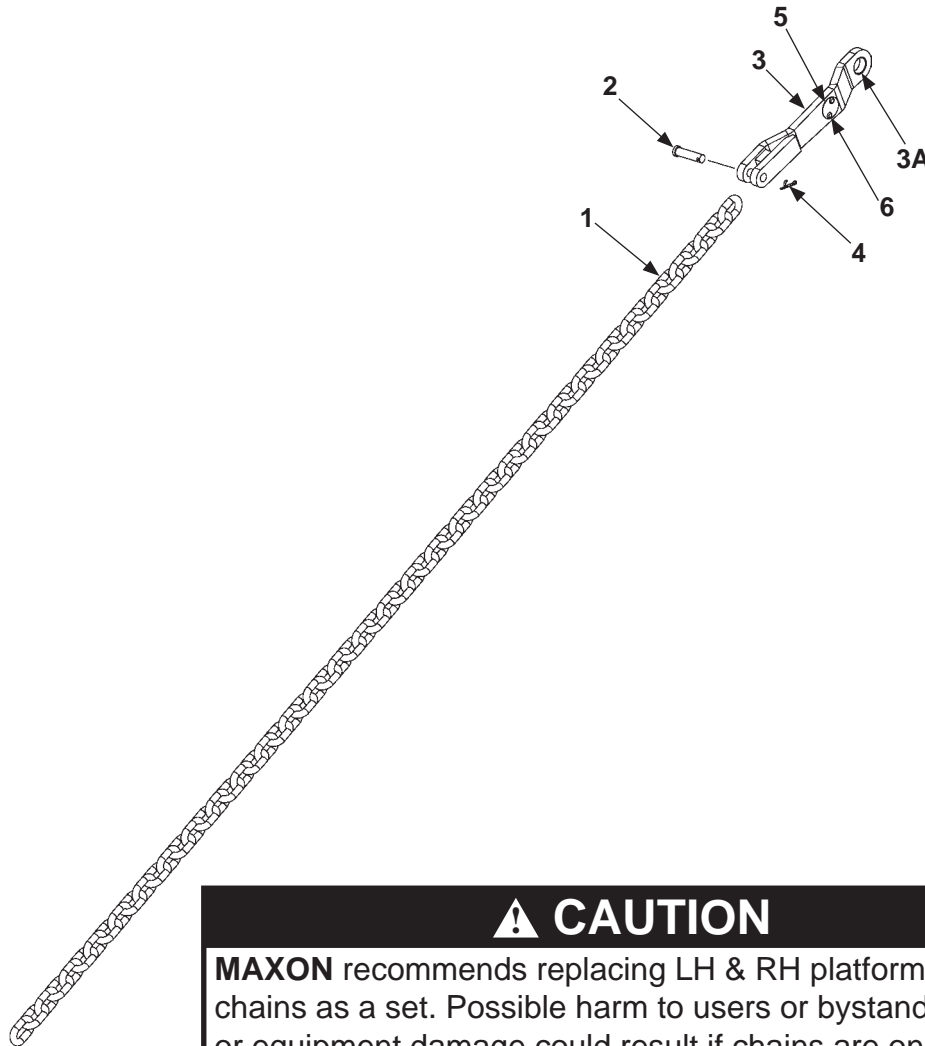
ALUMINUM RETENTION RAMP ASSEMBLY (FOR STEEL PLATFORM)

MAXON[®] 11921 Slauson Ave. Santa Fe Springs, CA. 90670 (800) 227-4116 FAX (888) 771-7713



ITEM	QTY.	PART NO.	DESCRIPTION
REF	1	285503-96	AL RET. RAMP ASSY, 16" (96" WIDE VEH) (GALVANIZED)
		285503-102	AL RET. RAMP ASSY, 16" (102" WIDE VEH) (GALVANIZED)
1	1	264697-02	ALUMINUM RAMP 16" X 77" LG. (96" WIDE VEH)
		264697-03	ALUMINUM RAMP 16" X 83" LG. (102" WIDE VEH)
2	1	253526-01	HINGE ASSEMBLY, LH (GALVANIZED)
3	6	902001-2	FLAT WASHER, 3/8"
4	6	030955	NYLON LOCK NUT, 3/8"-16
5	2	905363-01	RUBBER BUMPER
6	3	900040-5	SCREW, FLAT SOCKET HEAD, 3/8"-16" X 1-1/4" LG.
8	3	900040-6	SCREW, FLAT SOCKET HEAD, 3/8"-16 X 1-1/2" LG.
9	1	264586	PIN WELDMENT
10	1	269555-01	HINGE ASSEMBLY, RH (GALVANIZED)
11	1	905033-2	ROLL PIN, 1/4" X 1-1/4" LG.
12	1	253528	PIN WELDMENT
13	1	253541	BEARING, SELF LUBE, 1" DIA. X 2" LG.
14	1	904717-06	ROLL PIN, 3/8" X 2" LG.
15	1	264577	PIN WELDMENT, 1/2" LG.
16	1	269553-01	LOCKING ARM ASSY
16A	1	253542	BEARING, SELF LUBE, 1/2" DIA. X 1/2" LG.
16B	1	030035	BOLT, 3/8"-24 X 1-1/4" GR8
16C	1	901011-6	HEX NUT, 3/8"-24
16D	1	903435-06	NORD-LOCK WASHER, 3/8"- M10
17	1	264638	TORSION SPRING, LH
18	1	030406	ROLL PIN, 1/8" X 1" LG.
19	1	260917-06	BEARING, SELF LUBE, 3/4" DIA. X 1" LG.

LH CHAIN ASSEMBLY (FOR STEEL PLATFORM)



⚠ CAUTION

MAXON recommends replacing LH & RH platform support chains as a set. Possible harm to users or bystanders and/or equipment damage could result if chains are only replaced one at a time.

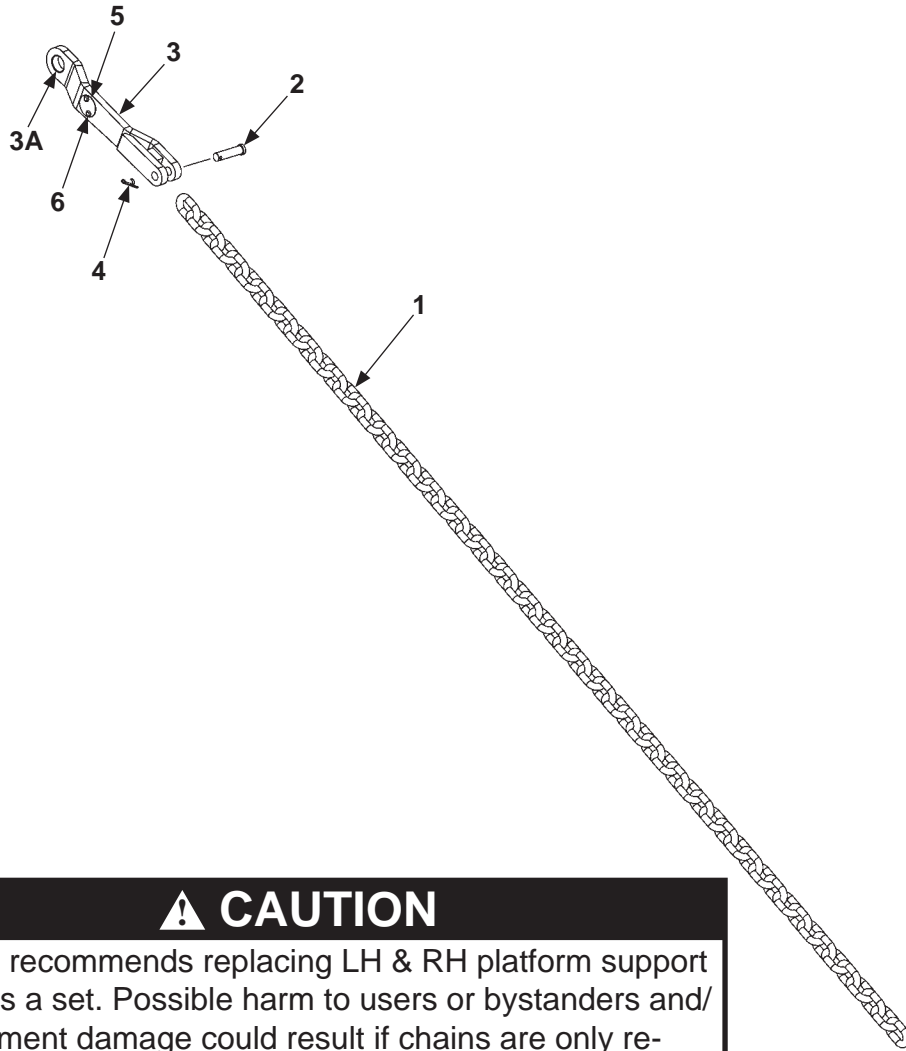
ITEM	QTY.	DESCRIPTION	PART NO.				
			* 42" + 42"	* 42" + 30"	* 36" + 36"	* 36" + 24"	* 30" + 30"
REF	1	CHAIN ASSEMBLY LH	282867-03		282867-01		282867-05
1	1	CHAIN (GALVANIZED)	282866-02		282866-01		282866-03
2	1	CLEVIS PIN, 1/2" X 1-7/8" LG.	905136-01				
3	1	TEAR DROP ASSY, LH	280505-01				
3A	1	BEARING, SELF-LUBE	260078				
4	1	COTTER PIN, 1/8" X 1-1/2" LG.	030177				
5	1	KEEP HANDS CLEAR (PLATE) (SEE DECAL SEC)	REF				
6	2	POP RIVET, 3/16" X .40" LG.	REF				

* PLATFORM + FLIPOVER DEPTH

MAXON®

11921 Slauson Ave. Santa Fe Springs, CA. 90670 (800) 227-4116 FAX (888) 771-7713

RH CHAIN ASSEMBLY (FOR STEEL PLATFORM)



⚠ CAUTION

MAXON recommends replacing LH & RH platform support chains as a set. Possible harm to users or bystanders and/or equipment damage could result if chains are only replaced one at a time.

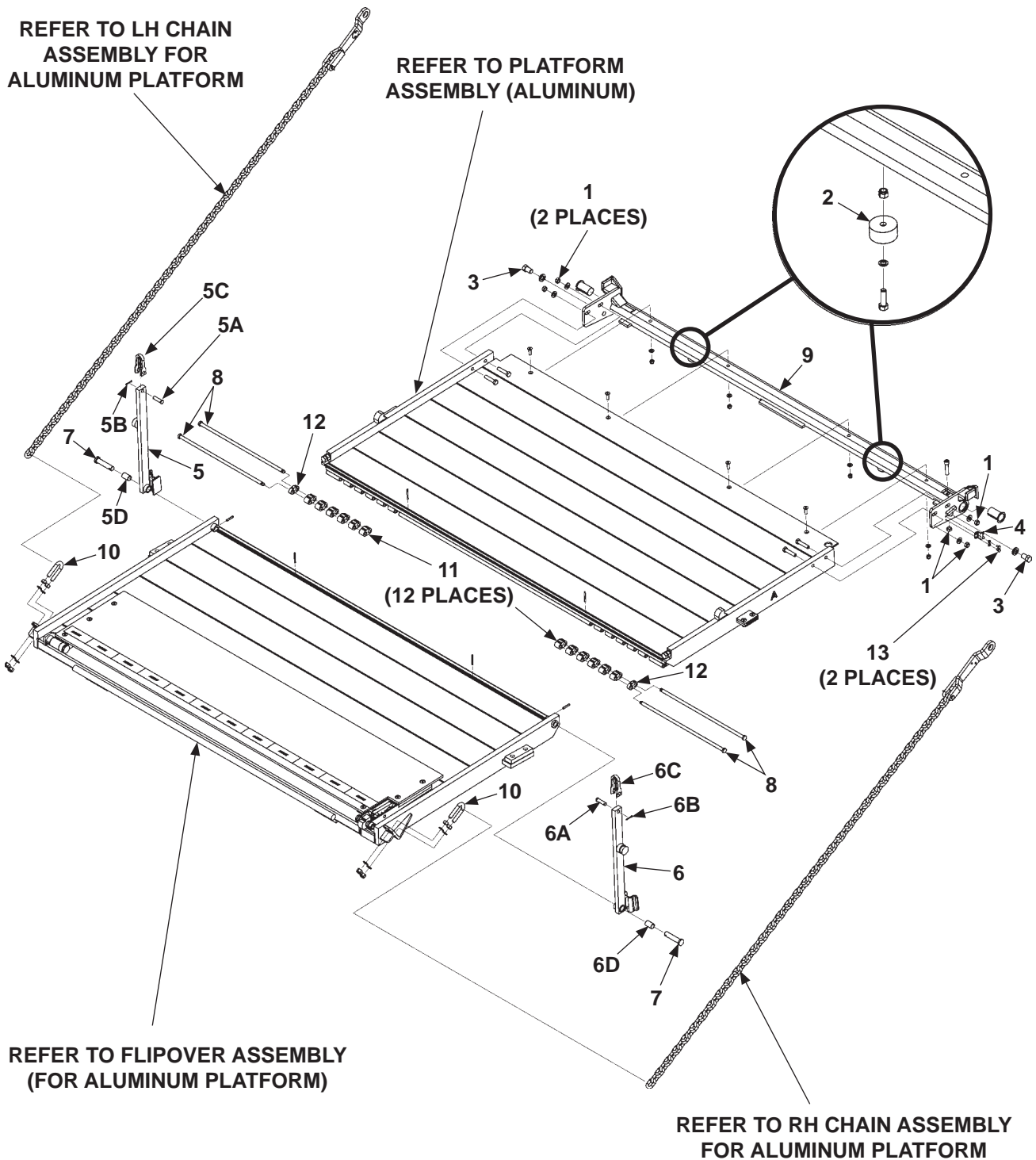
ITEM	QTY.	DESCRIPTION	PART NO.				
			* 42" + 42"	* 42" + 30"	* 36" + 36"	* 36" + 24"	* 30" + 30"
REF	1	CHAIN ASSEMBLY RH	282867-04	282867-02		282867-06	
1	1	CHAIN (GALVANIZED)	282866-02	282866-01		282866-03	
2	1	CLEVIS PIN, 1/2" X 1-7/8" LG.	905136-01				
3	1	TEAR DROP ASSY, RH	280505-02				
3A	1	BEARING, SELF-LUBE	260078				
4	1	COTTER PIN, 1/8" X 1-1/2" LG.	030177				
5	1	KEEP HANDS CLEAR (PLATE) (SEE DECAL SEC)	REF				
6	2	POP RIVET, 3/16" X .40" LG.	REF				

* PLATFORM + FLIPOVER DEPTH

PLATFORM, FLIPOVER, AND CHAIN ASSEMBLY - 1 (ALUMINUM)

⚠ CAUTION

MAXON recommends replacing LH & RH platform support chains as a set. Possible harm to users or bystanders and/or equipment damage could result if chains are only replaced one at a time.



MAXON

11921 Slauson Ave. Santa Fe Springs, CA. 90670 (800) 227-4116 FAX (888) 771-7713

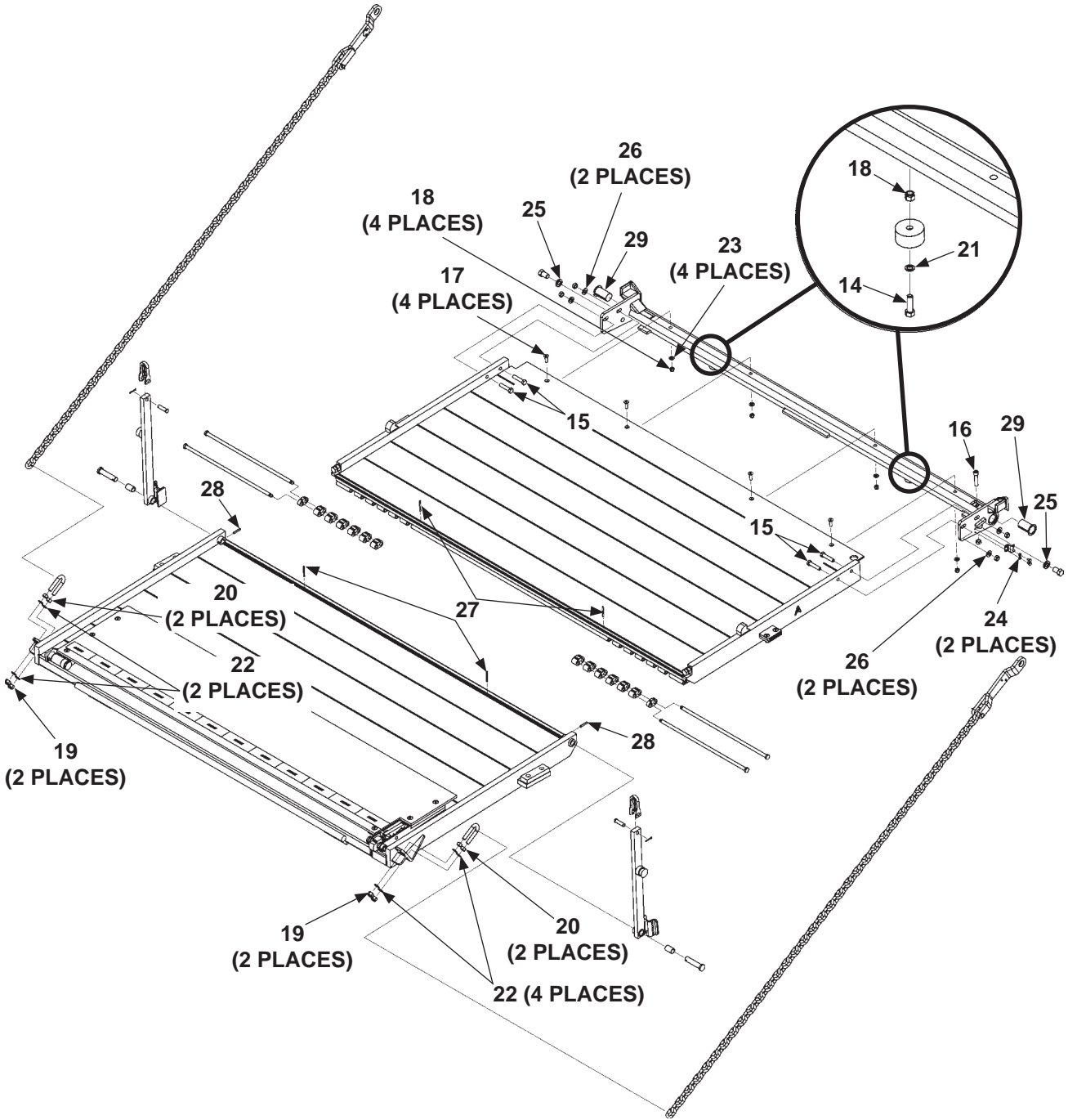
ITEM	QTY.	PART NO.	DESCRIPTION
1	5	040066	NYLON LOCK NUT, 1/2"-13
2	2	253516	RUBBER BUMPER
3	2	260181-01	BOLT, 3/4"-10 X 1-1/8" LG.
4	1	269156-01	BRACKET
5	1	269222-01G	OPENER ASSEMBLY LH (GALVANIZED), 30" + 30" *
		269222-03G	OPENER ASSEMBLY LH (GALVANIZED), 36" + 36" *
		269222-05G	OPENER ASSEMBLY LH (GALVANIZED), 42" + 42" *
5A	1	905136-01	CLEVIS PIN, 1/2" X 1-7/8" LG, GR8
5B	1	030805	COTTER PIN, 1/8" X 1" LG.
5C	1	280644-01	ANCHOR SHACKLE
5D	1	260917-05	BEARING, SELF LUBE, 3/4" DIA. X 1-3/8" LG.
6	1	269222-02G	OPENER ASSEMBLY RH (GALVANIZED), 30" + 30" *
		269222-04G	OPENER ASSEMBLY RH (GALVANIZED), 36" + 36" *
		269222-06G	OPENER ASSEMBLY RH (GALVANIZED), 42" + 42" *
6A	1	905136-01	CLEVIS PIN, 1/2" X 1-7/8" LG, GR8
6B	1	030805	COTTER PIN, 1/8" X 1" LG.
6C	1	280644-01	ANCHOR SHACKLE
6D	1	260917-05	BEARING, SELF LUBE, 3/4" DIA. X 1-3/8" LG.
7	2	280195	PIN
8	4	285963-01	HINGE PIN
9	1	282621-04	CONNECTOR BAR WELDMENT 96" (GALVANIZED)
		282621-03	CONNECTOR BAR WELDMENT 102" (GALVANIZED)
10	2	282854-01	U-BOLT
11	12	311046-10	LINK SPACER, 1" LG
12	2	311046-11	LINK SPACER, 1/2" LG
13	2	900004-1	CAP SCREW, 1/4"-20 X 1/2" LG, GR8

* PLATFORM + FLIPOVER DEPTH

PLATFORM, FLIPOVER, AND CHAIN ASSEMBLY - 1 (ALUMINUM) - Continued

MAXON[®]

11921 Slauson Ave. Santa Fe Springs, CA. 90670 (800) 227-4116 FAX (888) 771-7713

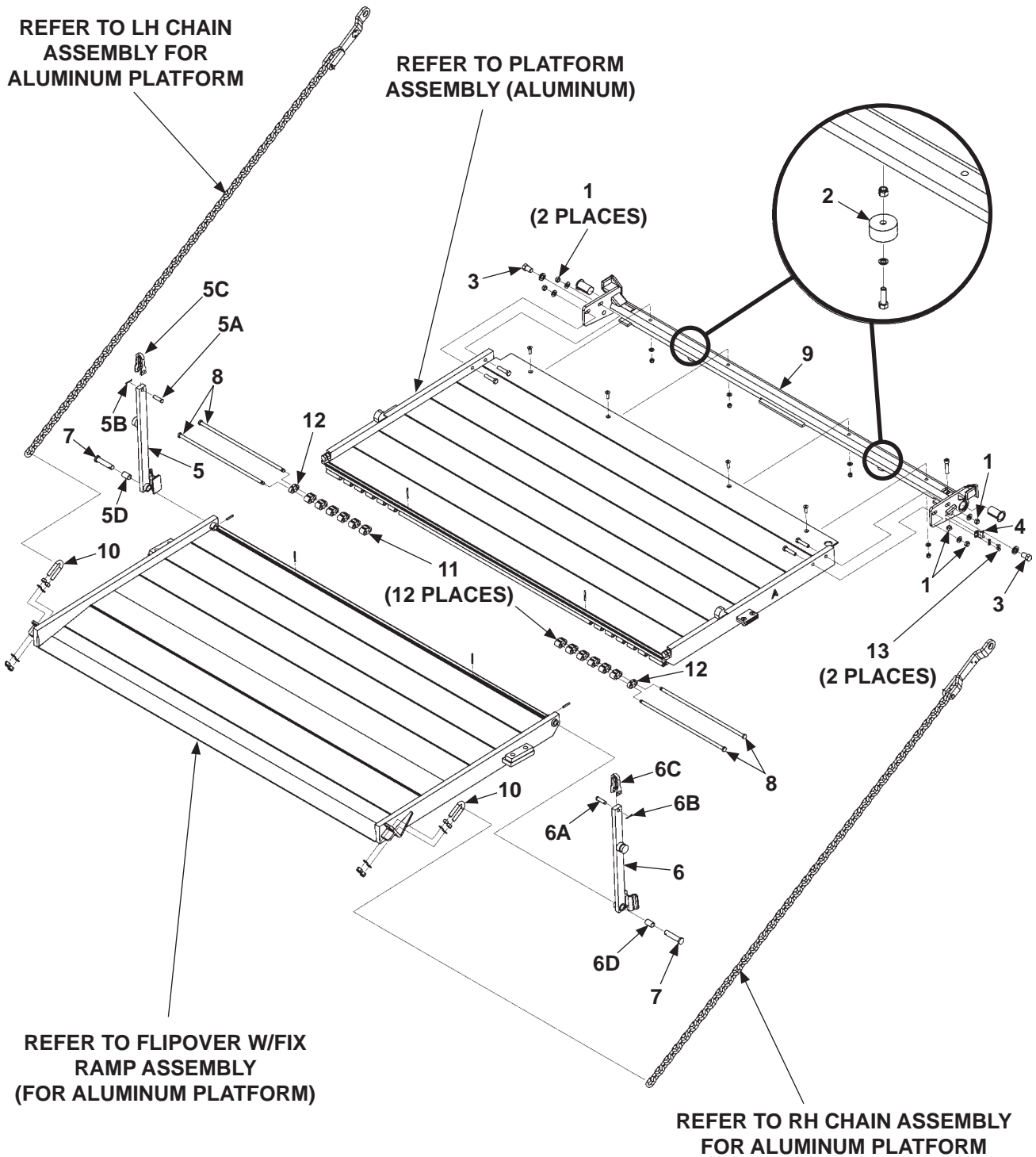


ITEM	QTY.	PART NO.	DESCRIPTION
14	2	900014-5	HEX HEAD BOLT, 3/8"-16 X 1-1/4" LG, GR8
15	4	900035-6	HEX HEAD CAP SCREW, 1/2"-13 X 2-1/4" LG, GR8
16	1	900036-10	SOCKET SCREW, 1/2"-13 X 2-1/4" GR8 ZC
17	4	900040-5	FLAT HEAD SOCKET SCREW, 3/8"-16 X 1-1/4"
18	6	901002	NYLON NUT, 3/8"-16
19	4	901010	NYLON LOCK NUT, 1/2"-13
20	4	901011-9	NUT, 1/2"-13
21	2	902000-10	FLAT WASHER, 3/8"
22	8	902000-14	FLAT WASHER, 1/2"
23	4	902001-2	FLAT WASHER, 3/8"
24	2	902011-2	LOCK WASHER, 1/2"
25	2	902011-9	LOCK WASHER, 3/4"
26	4	902013-13	FLAT WASHER, 1/2"
27	4	904719-17	ROLL PIN, 3/16" X 2" LG.
28	2	905033-1	ROLL PIN, 1/4" X 1-1/2" LG.
29	2	905200	BEARING, SELF LUBE, 2-1/4" I.D. X 2-1/2" LG.

PLATFORM, FLIPOVER, AND CHAIN ASSEMBLY - 2 (ALUMINUM)

⚠ CAUTION

MAXON recommends replacing LH & RH platform support chains as a set. Possible harm to users or bystanders and/or equipment damage could result if chains are only replaced one at a time.



MAXON®

11921 Slauson Ave. Santa Fe Springs, CA. 90670 (800) 227-4116 FAX (888) 771-7713

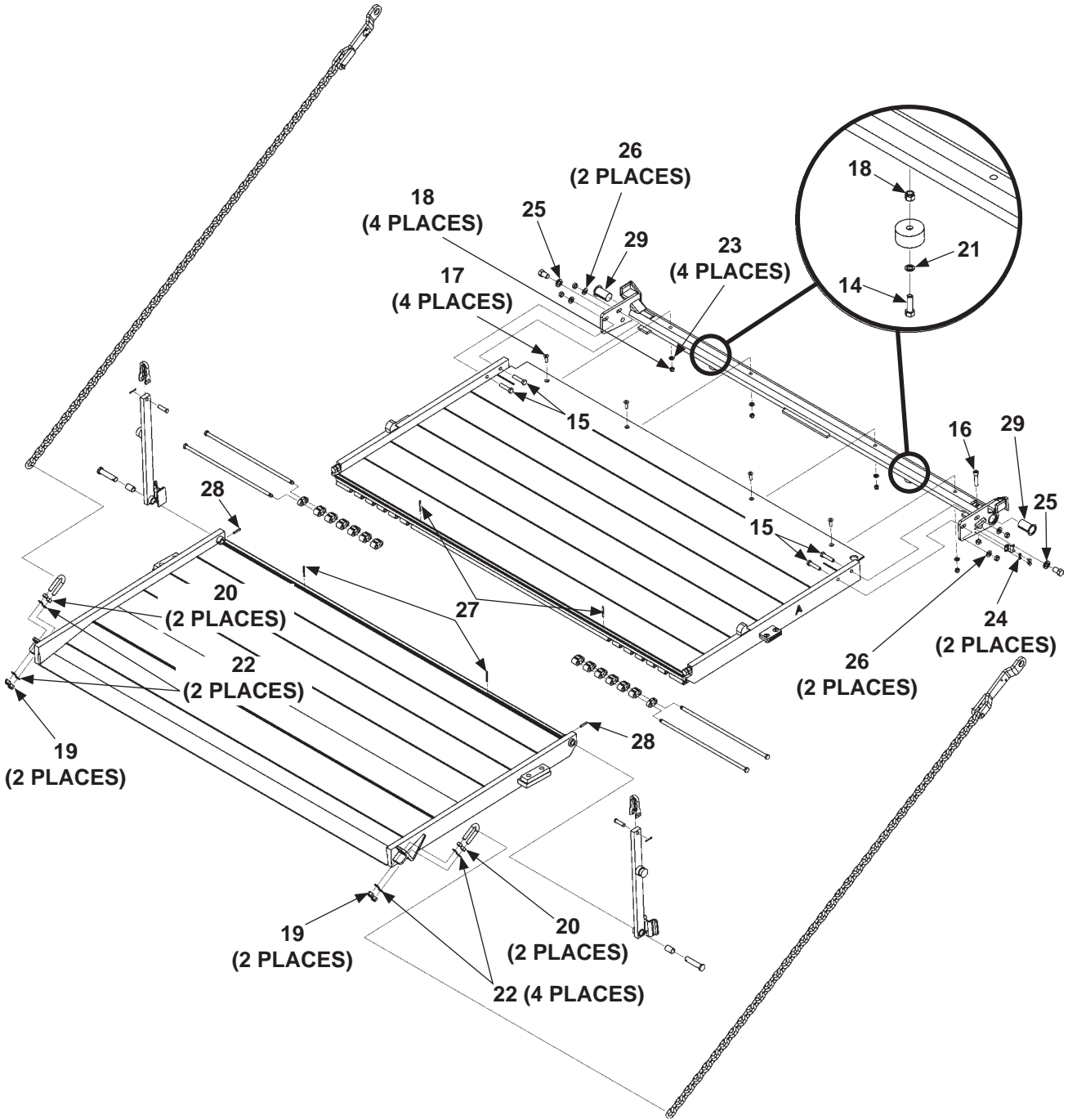
ITEM	QTY.	PART NO.	DESCRIPTION
1	5	040066	NYLON LOCK NUT, 1/2"-13
2	2	253516	RUBBER BUMPER
3	2	260181-01	BOLT, 3/4"-10 X 1-1/8" LG.
4	1	269156-01	BRACKET
5	1	269222-03G	OPENER ASSEMBLY LH (GALVANIZED), 36" + 36" *
		269222-05G	OPENER ASSEMBLY LH (GALVANIZED), 42" + 42" *
5A	1	905136-01	CLEVIS PIN, 1/2" X 1-7/8" LG, GR8
5B	1	030805	COTTER PIN, 1/8" X 1" LG.
5C	1	280644-01	ANCHOR SHACKLE
5D	1	260917-05	BEARING, SELF LUBE, 3/4" DIA. X 1-3/8" LG.
6	1	269222-04G	OPENER ASSEMBLY RH (GALVANIZED), 36" + 36" *
		269222-06G	OPENER ASSEMBLY RH (GALVANIZED), 42" + 42" *
6A	1	905136-01	CLEVIS PIN, 1/2" X 1-7/8" LG, GR8
6B	1	030805	COTTER PIN, 1/8" X 1" LG.
6C	1	280644-01	ANCHOR SHACKLE
6D	1	260917-05	BEARING, SELF LUBE, 3/4" DIA. X 1-3/8" LG.
7	2	280195	PIN
8	4	285963-01	HINGE PIN
9	1	282621-04	CONNECTOR BAR WELDMENT 96" (GALVANIZED)
		282621-03	CONNECTOR BAR WELDMENT 102" (GALVANIZED)
10	2	282854-01	U-BOLT
11	12	311046-10	LINK SPACER, 1" LG
12	2	311046-11	LINK SPACER, 1/2" LG
13	2	900004-1	CAP SCREW, 1/4"-20 X 1/2" LG, GR8

* PLATFORM + FLIPOVER DEPTH

PLATFORM, FLIPOVER, AND CHAIN ASSEMBLY - 1 (ALUMINUM) - Continued

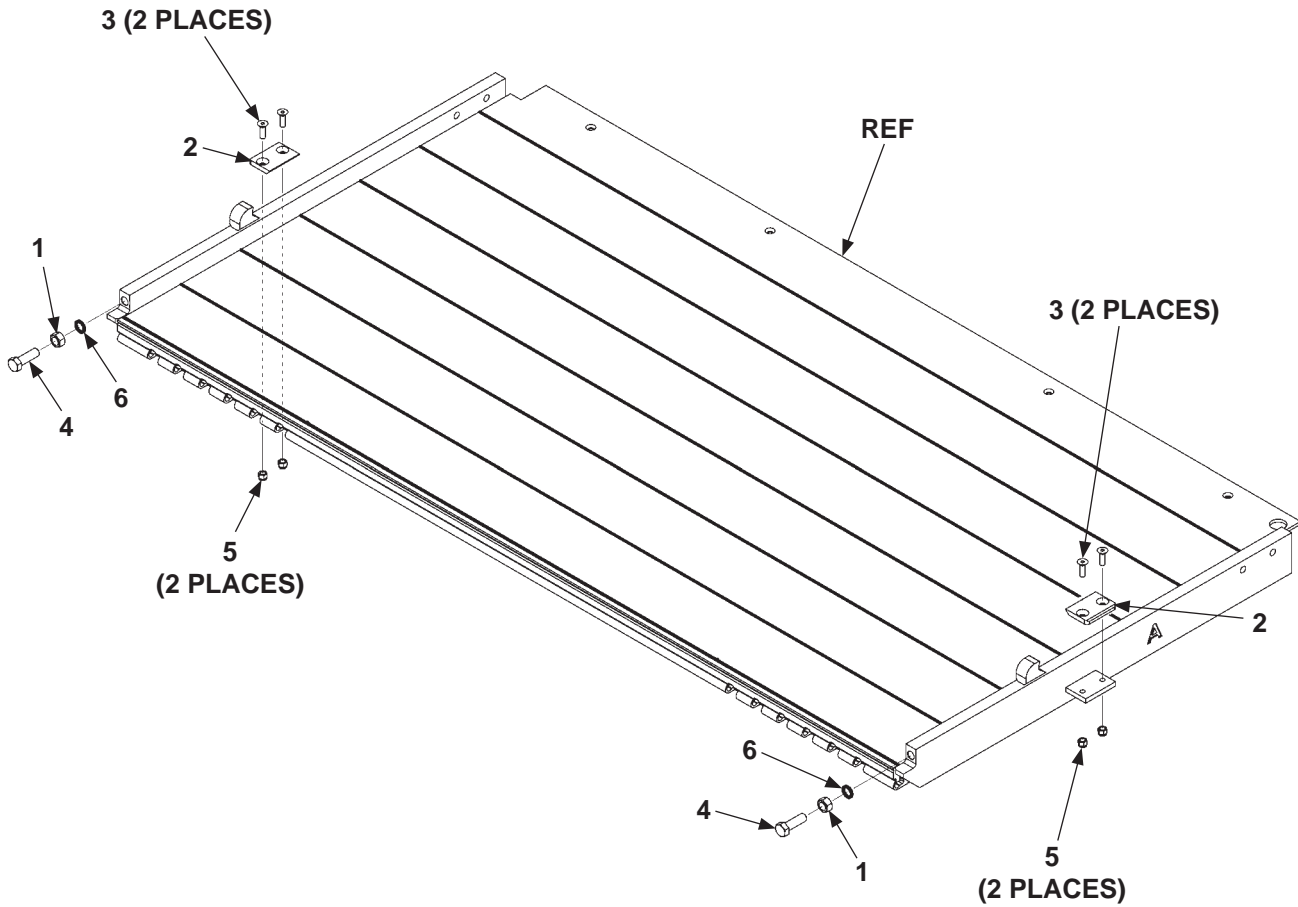
MAXON[®]

11921 Slauson Ave. Santa Fe Springs, CA. 90670 (800) 227-4116 FAX (888) 771-7713



ITEM	QTY.	PART NO.	DESCRIPTION
14	2	900014-5	HEX HEAD BOLT, 3/8"-16 X 1-1/4" LG, GR8
15	4	900035-6	HEX HEAD CAP SCREW, 1/2"-13 X 2-1/4" LG, GR8
16	1	900036-10	SOCKET SCREW, 1/2"-13 X 2-1/4" GR8 ZC
17	4	900040-5	FLAT HEAD SOCKET SCREW, 3/8"-16 X 1-1/4"
18	6	901002	NYLON NUT, 3/8"-16
19	4	901010	NYLON LOCK NUT, 1/2"-13
20	4	901011-9	NUT, 1/2"-13
21	2	902000-10	FLAT WASHER, 3/8"
22	8	902000-14	FLAT WASHER, 1/2"
23	4	902001-2	FLAT WASHER, 3/8"
24	2	902011-2	LOCK WASHER, 1/2"
25	2	902011-9	LOCK WASHER, 3/4"
26	4	902013-13	FLAT WASHER, 1/2"
27	4	904719-17	ROLL PIN, 3/16" X 2" LG.
28	2	905033-1	ROLL PIN, 1/4" X 1-1/2" LG.
29	2	905200	BEARING, SELF LUBE, 2-1/4" I.D. X 2-1/2" LG.

PLATFORM ASSEMBLY (ALUMINUM)

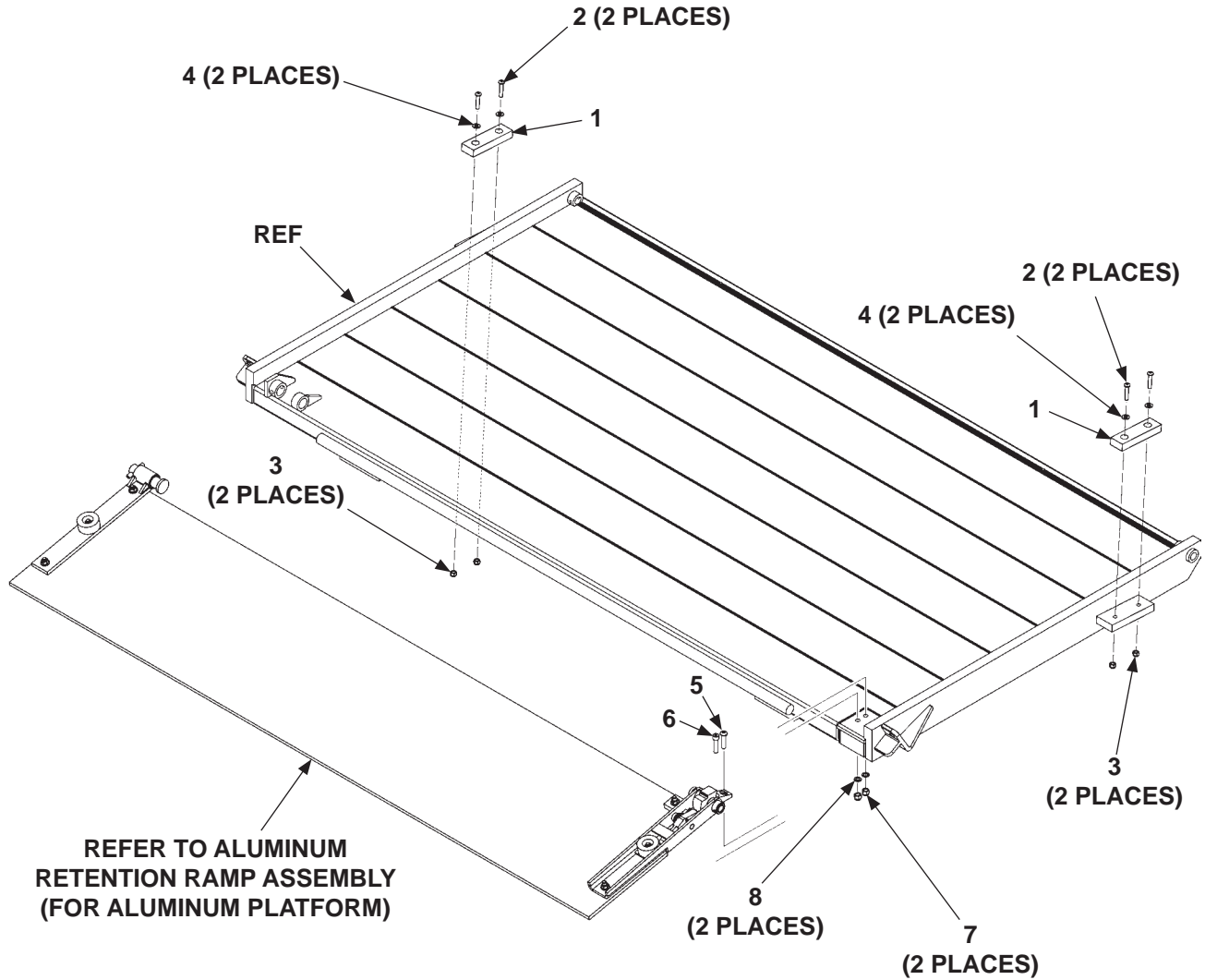


ITEM	QTY.	DESCRIPTION	PART NO.		
			30" DEEP	36" DEEP	42" DEEP
REF	1	PLATFORM, 96" WIDE VEHICLE	284579-51	284579-52	284579-53
		PLATFORM, 102" WIDE VEHICLE	284579-61	284579-62	284579-63
1	2	NUT 5/8"-18	030334		
2	2	BRACKET	280027		
3	4	FLAT HEAD SOCKET SCREW, 3/8"-16 X 1-1/4" LG.	900040-5		
4	2	HEX HEAD SCREW, 5/8"-18	900761-04		
5	4	LOCK NUT, 3/8"-16	901002		
6	2	LOCK WASHER, 5/8"	903435-09		

MAXON®

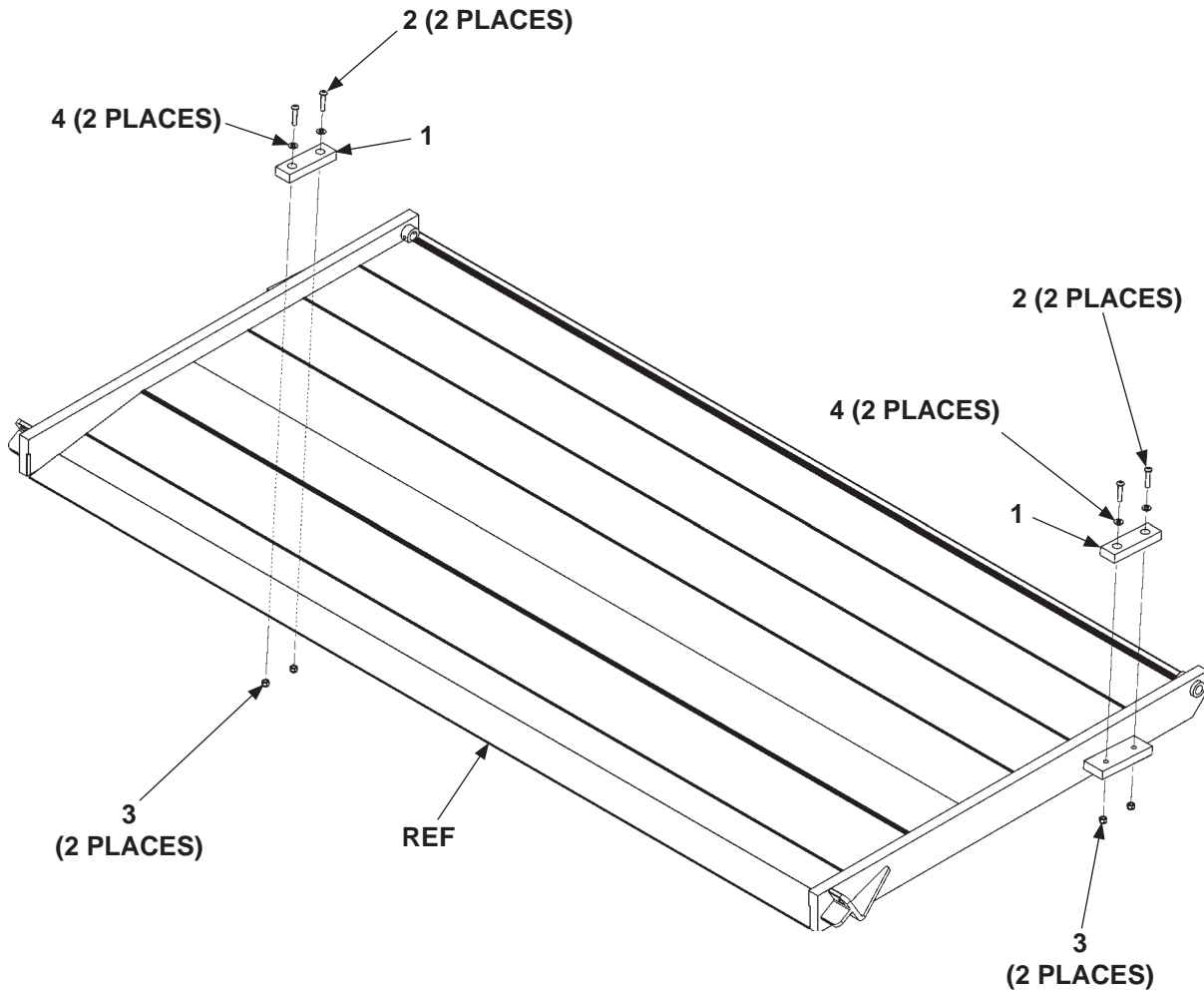
11921 Slauson Ave. Santa Fe Springs, CA. 90670 (800) 227-4116 FAX (888) 771-7713

FLIPOVER ASSEMBLY (ALUMINUM)



ITEM	QTY.	DESCRIPTION	PART NO.		
			30" DEEP	36" DEEP	42" DEEP
REF	1	FLIPOVER, 96" WIDE VEHICLE	284879-01	284879-02	284879-03
		FLIPOVER, 102" WIDE VEHICLE	284879-04	284879-05	284879-06
1	2	BUMPER	225278-02		
2	4	BUTTON SCREW, 5/16"-18 X 1-1/2" LG.	900001-5		
3	4	LOCK NUT, 5/16"-18	901001		
4	4	FLAT WASHER, 5/16"	902013-10		
5	1	BUTTON HEAD SCREW, 3/8"-16 X 1-1/2" LG, GR8	900064-13		
6	1	SOCKET HEAD SCREW, 3/8"-16 X 1-1/2" LG, GR8	900065-06		
7	2	LOCK NUT, 3/8"-16	901002		
8	2	FLAT WASHER, 3/8"	902000-10		

FLIPOVER ASSEMBLY W/FIXED RAMP (ALUMINUM)



ITEM	QTY.	DESCRIPTION	PART NO.	
			36" DEEP	42" DEEP
REF	1	FLIPOVER, 96" WIDE VEHICLE	282870-01	282870-03
		FLIPOVER, 102" WIDE VEHICLE	282870-02	282870-04
1	2	BUMPER	225278-02	
2	4	BUTTON SCREW, 5/16"-18 X 1-1/2" LG.	900001-5	
3	4	LOCK NUT, 5/16"-18	901001	
4	4	FLAT WASHER, 5/16"	902013-10	

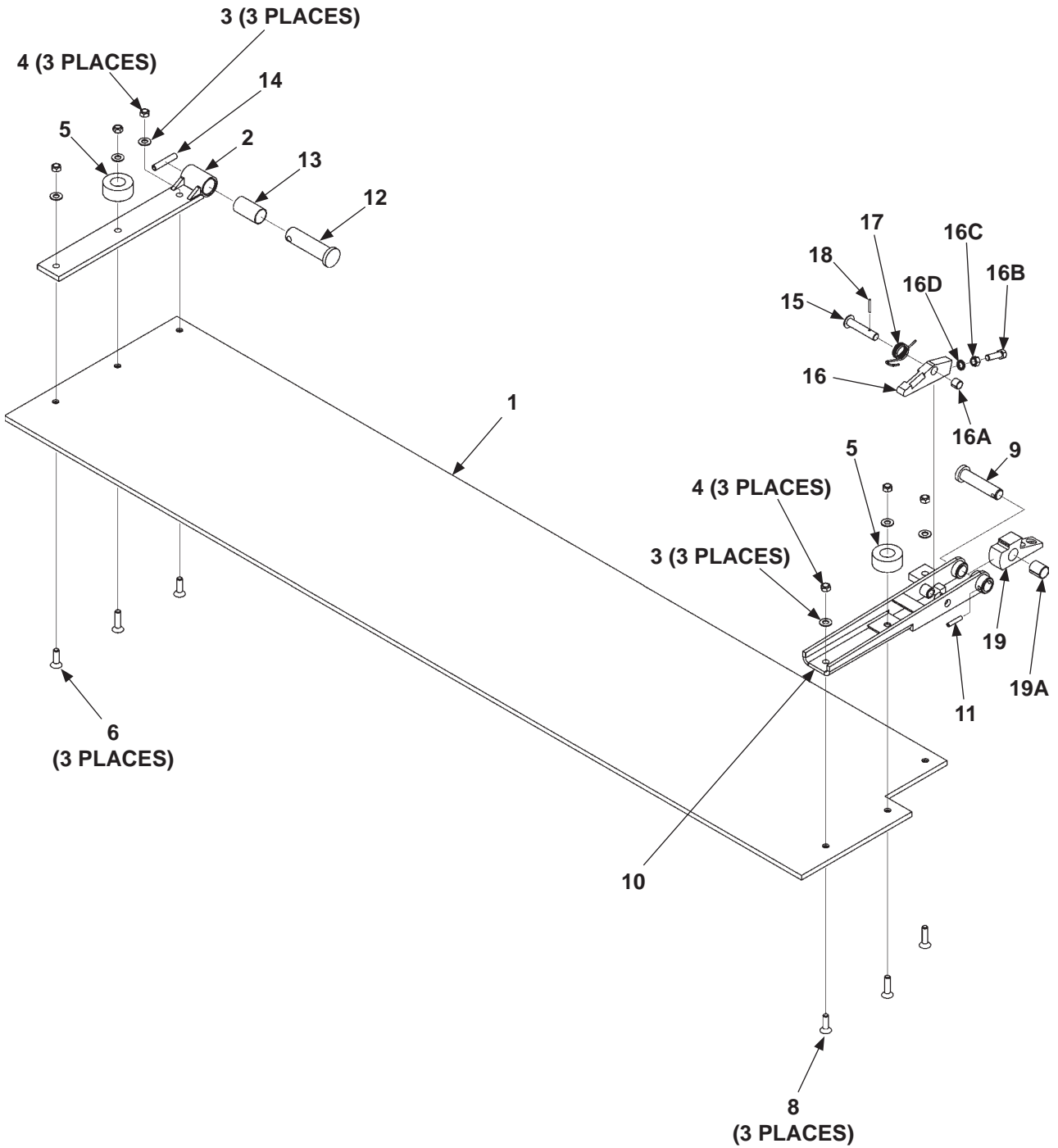
MAXON[®]

11921 Slauson Ave. Santa Fe Springs, CA. 90670 (800) 227-4116 FAX (888) 771-7713

THIS PAGE INTENTIONALLY LEFT BLANK

ALUMINUM RETENTION RAMP ASSEMBLY (FOR ALUMINUM PLATFORM)

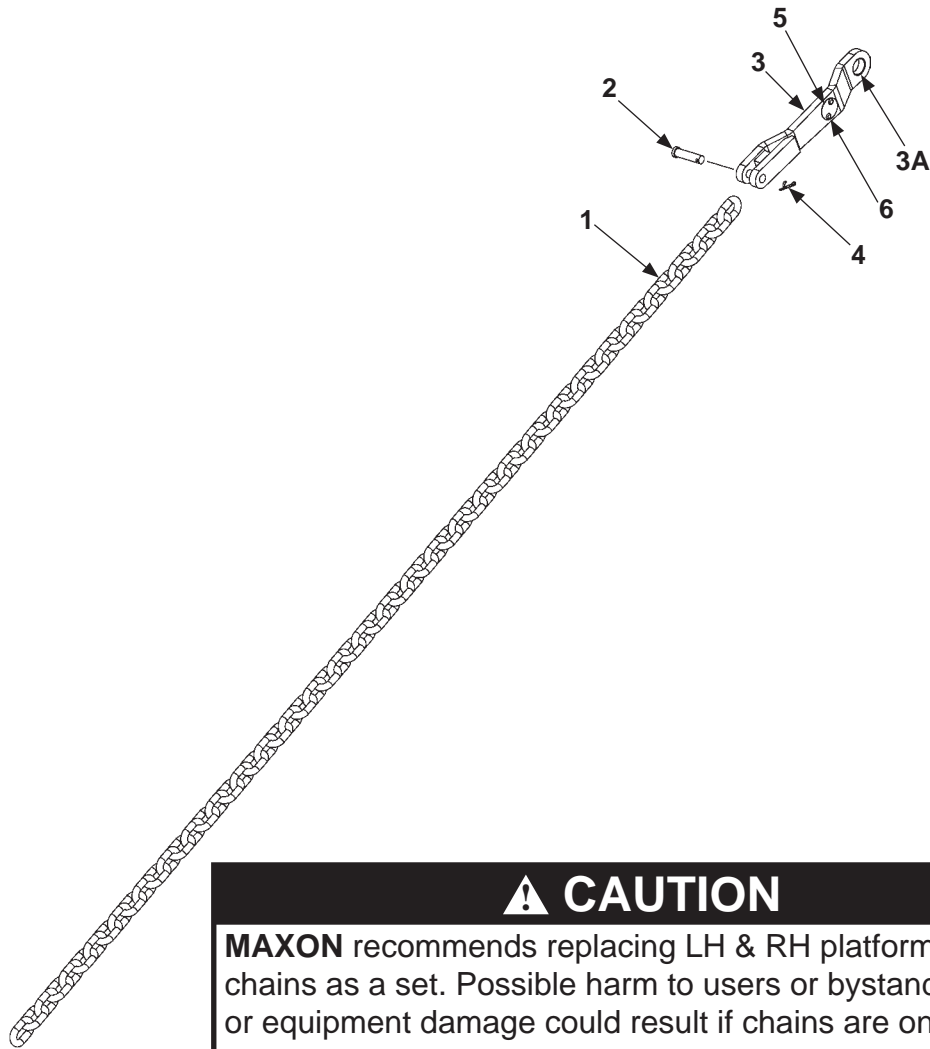
MAXON[®] 11921 Slauson Ave. Santa Fe Springs, CA. 90670 (800) 227-4116 FAX (888) 771-7713



ITEM	QTY.	PART NO.	DESCRIPTION
REF	1	285503-96	AL RET. RAMP ASSY, 16" (96" WIDE VEH) (GALVANIZED)
		285503-102	AL RET. RAMP ASSY, 16" (102" WIDE VEH) (GALVANIZED)
1	1	264697-06	ALUMINUM RAMP 16" X 74" LG. (96" WIDE VEH)
		264697-07	ALUMINUM RAMP 16" X 80" LG. (102" WIDE VEH)
2	1	253526-01	HINGE ASSEMBLY, LH (GALVANIZED)
3	6	902001-2	FLAT WASHER, 3/8"
4	6	030955	NYLON LOCK NUT, 3/8"-16
5	2	905363-01	RUBBER BUMPER
6	3	900040-5	SCREW, FLAT SOCKET HEAD, 3/8"-16" X 1-1/4" LG.
8	3	900040-6	SCREW, FLAT SOCKET HEAD, 3/8"-16 X 1-1/2" LG.
9	1	264586	PIN WELDMENT
10	1	269555-01	HINGE ASSEMBLY, RH (GALVANIZED)
11	1	905033-2	ROLL PIN, 1/4" X 1-1/4" LG.
12	1	253528	PIN WELDMENT
13	1	253541	BEARING, SELF LUBE, 1" DIA. X 2" LG.
14	1	904717-06	ROLL PIN, 3/8" X 2" LG.
15	1	264577	PIN WELDMENT, 1/2" LG.
16	1	269553-01	LOCKING ARM ASSY
16A	1	253542	BEARING, SELF LUBE, 1/2" DIA. X 1/2" LG.
16B	1	030035	BOLT, 3/8"-24 X 1-1/4" GR8
16C	1	901011-6	HEX NUT, 3/8"-24
16D	1	903435-06	NORD-LOCK WASHER, 3/8"- M10
17	1	264638	TORSION SPRING, LH
18	1	030406	ROLL PIN, 1/8" X 1" LG.
19	1	264639	LOCKING CAM
19A	1	260917-06	BEARING, SELF LUBE, 3/4" DIA. X 1" LG.

MAXON[®]

11921 Slauson Ave. Santa Fe Springs, CA. 90670 (800) 227-4116 FAX (888) 771-7713

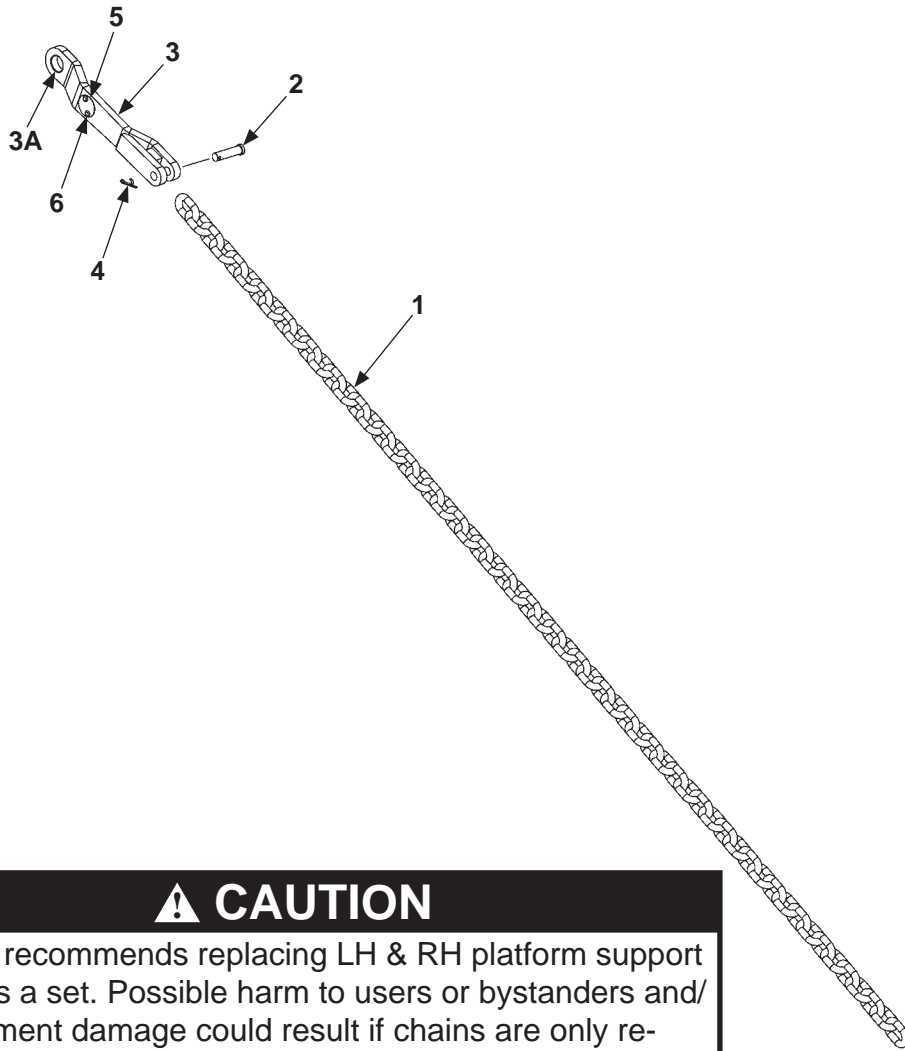
LH CHAIN ASSEMBLY (FOR ALUMINUM PLATFORM)**⚠ CAUTION**

MAXON recommends replacing LH & RH platform support chains as a set. Possible harm to users or bystanders and/or equipment damage could result if chains are only replaced one at a time.

ITEM	QTY.	DESCRIPTION	PART NO.		
			* 42" + 42"	* 36" + 36"	* 30" + 30"
REF	1	CHAIN ASSEMBLY LH	282867-03	282867-01	282867-05
1	1	CHAIN (GALVANIZED)	282866-02	282866-01	282866-03
2	1	CLEVIS PIN, 1/2" X 1-7/8" LG.	905136-01		
3	1	TEAR DROP ASSY, LH	280505-01		
3A	1	BEARING, SELF-LUBE	260078		
4	1	COTTER PIN, 1/8" X 1-1/2" LG.	030177		
5	1	KEEP HANDS CLEAR (PLATE) (SEE DECAL SEC)	REF		
6	2	POP RIVET, 3/16" X .40" LG.	REF		

* PLATFORM + FLIPOVER DEPTH

RH CHAIN ASSEMBLY (FOR ALUMINUM PLATFORM)



⚠ CAUTION

MAXON recommends replacing LH & RH platform support chains as a set. Possible harm to users or bystanders and/or equipment damage could result if chains are only replaced one at a time.

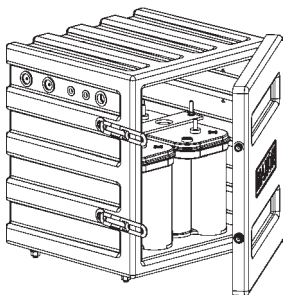
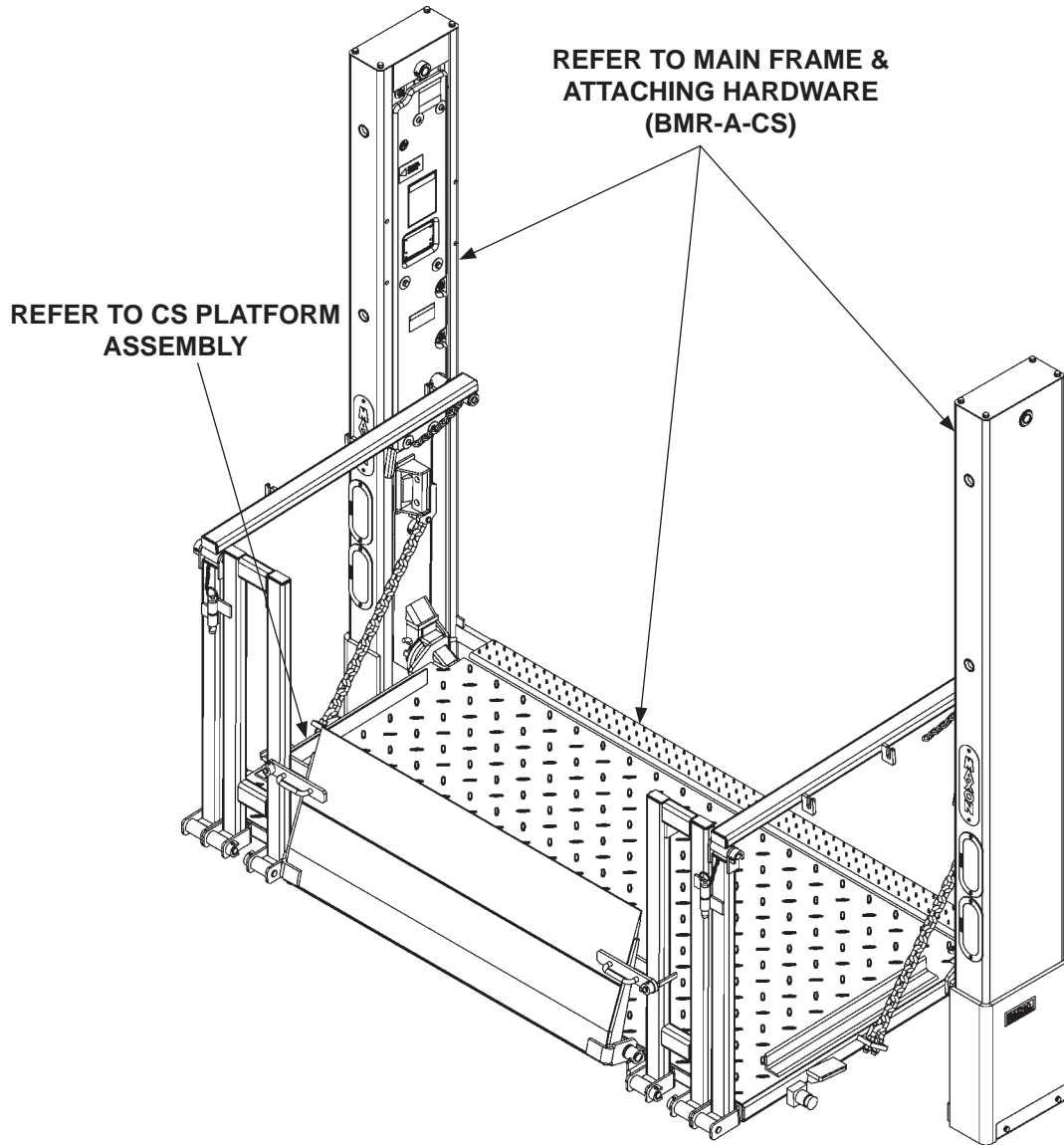
ITEM	QTY.	DESCRIPTION	PART NO.		
			* 42" + 42"	* 36" + 36"	* 30" + 30"
REF	1	CHAIN ASSEMBLY LH	282867-04	282867-02	282867-06
1	1	CHAIN (GALVANIZED)	282866-02	282866-01	282866-03
2	1	CLEVIS PIN, 1/2" X 1-7/8" LG.	905136-01		
3	1	TEAR DROP ASSY, LH	280505-01		
3A	1	BEARING, SELF-LUBE	260078		
4	1	COTTER PIN, 1/8" X 1-1/2" LG.	030177		
5	1	KEEP HANDS CLEAR (PLATE) (SEE DECAL SEC)	REF		
6	2	POP RIVET, 3/16" X .40" LG.	REF		

* PLATFORM + FLIPOVER DEPTH

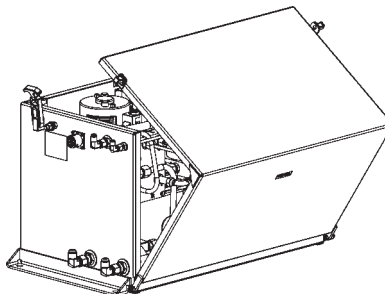
BMR-A-CS LIFTGATE SECTION

MAXON[®]

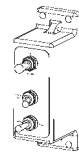
11921 Slauson Ave. Santa Fe Springs, CA. 90670 (800) 227-4116 FAX (888) 771-7713



BATTERY BOX
(REFER TO ELECTRICAL COMPONENTS)

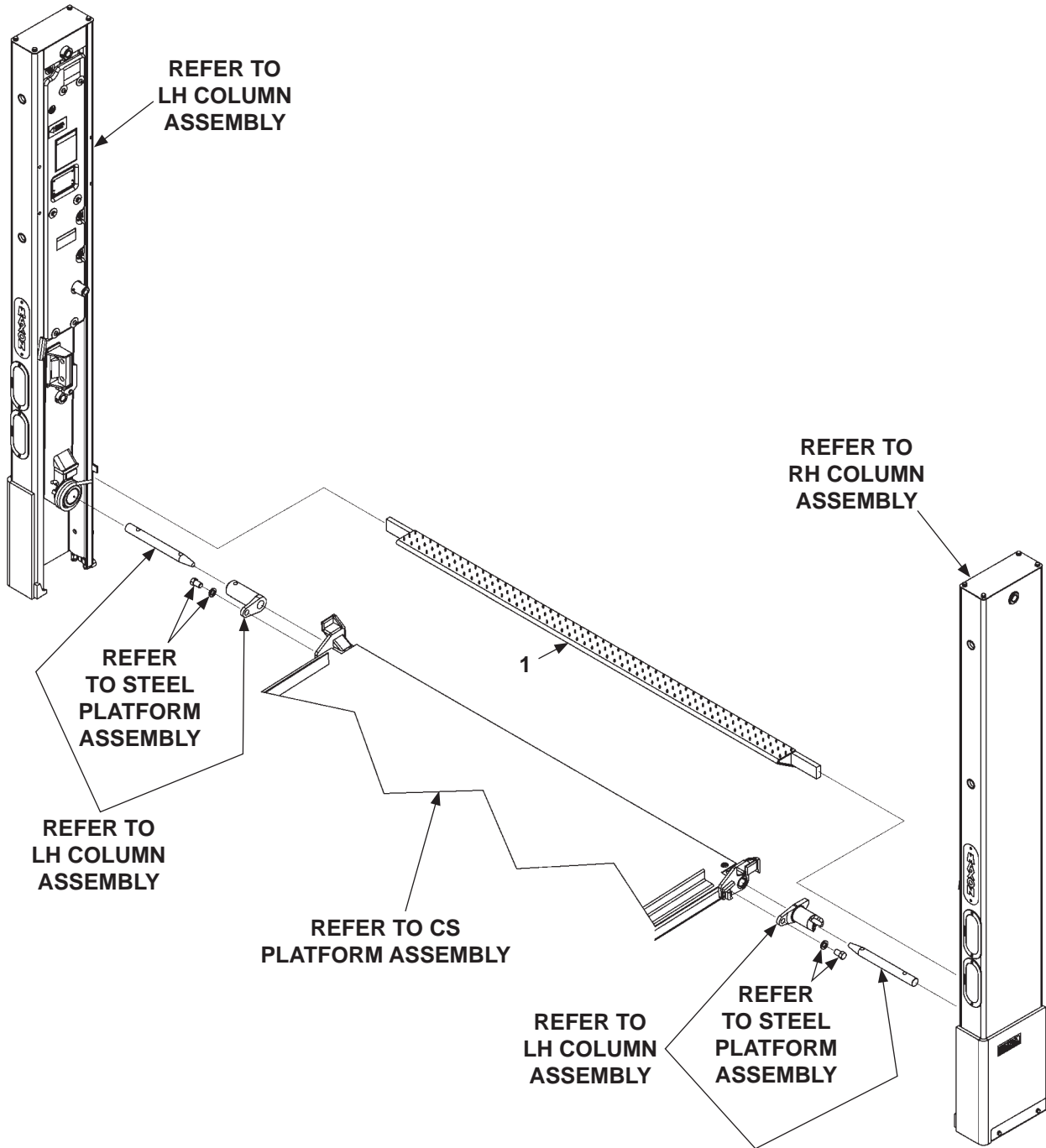


PUMP BOX
(REFER TO HYDRAULIC COMPONENTS)



CONTROL SWITCH
(REFER TO ELECTRICAL COMPONENTS)

MAIN FRAME & ATTACHING HARDWARE (BMR-A-CS)



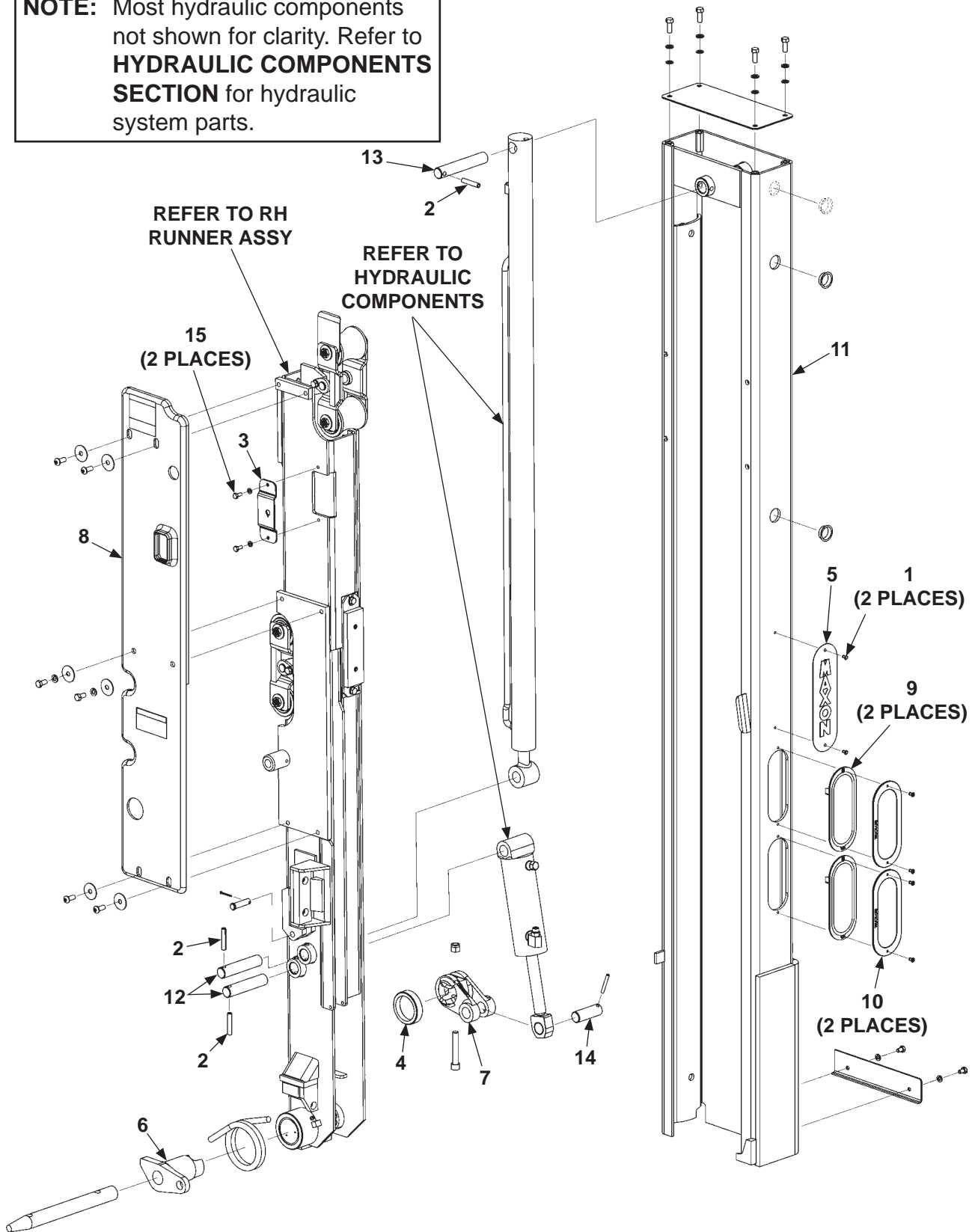
ITEM	QTY.	PART NO.	DESCRIPTION
1	1	280340-03	EXTENSION PLATE, 96" UNIT
		280340-03G	EXTENSION PLATE, 96" UNIT (GALVANIZED)
		280340-04	EXTENSION PLATE, 102" UNIT
		280340-04G	EXTENSION PLATE, 102" UNIT (GALVANIZED)

MAXON[®] 11921 Slauson Ave. Santa Fe Springs, CA. 90670 (800) 227-4116 FAX (888) 771-7713

RH COLUMN ASSEMBLY (BMR-A-CS)

NOTE: Most hydraulic components not shown for clarity. Refer to **HYDRAULIC COMPONENTS SECTION** for hydraulic system parts.

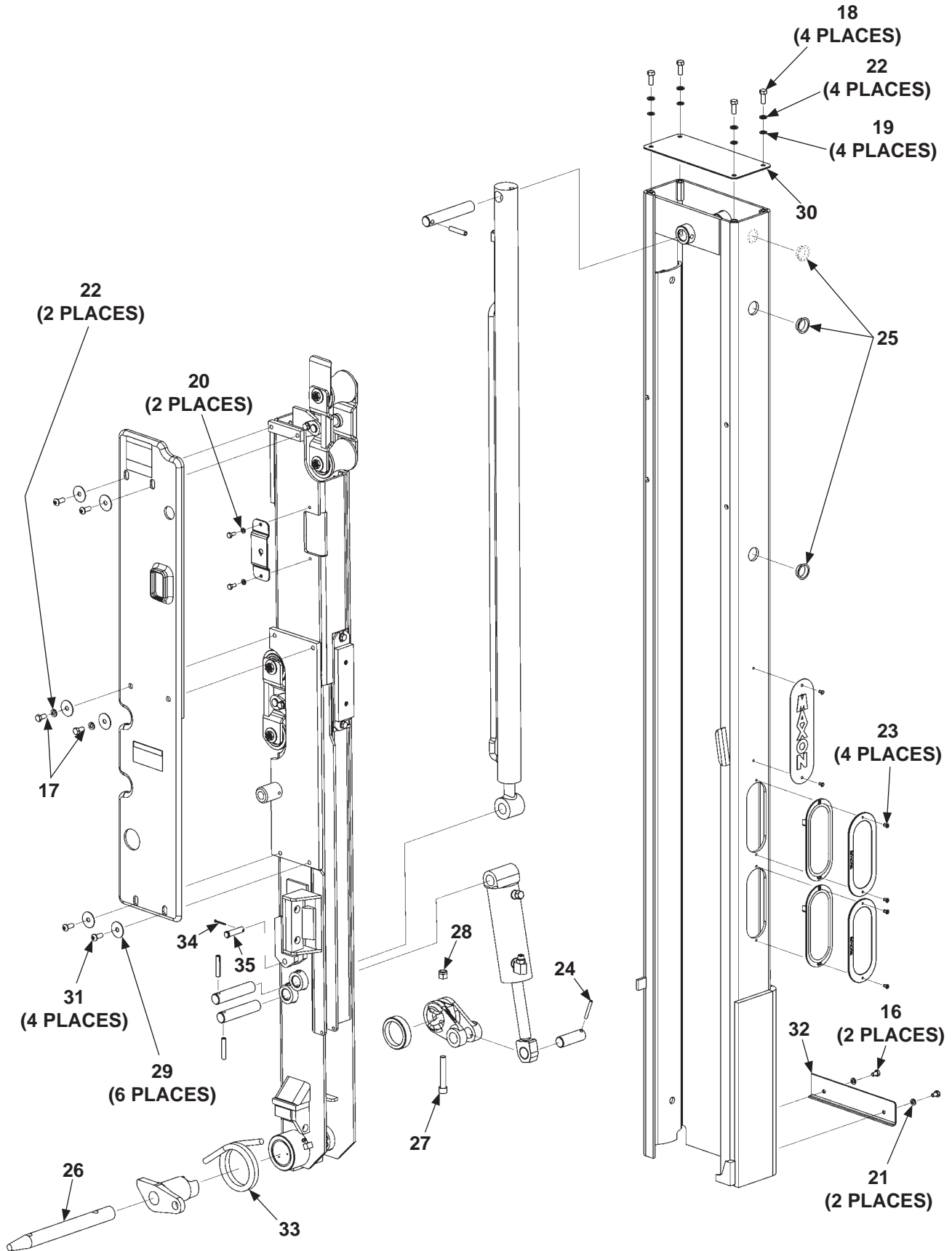
MAXON® 11921 Slauson Ave. Santa Fe Springs, CA. 90670 (800) 227-4116 FAX (888) 771-7713



ITEM	QTY.	PART NO.	DESCRIPTION
REF	1	269317-01	COLUMN ASSEMBLY, RH
		269317-01G	COLUMN ASSEMBLY, RH (GALVANIZED)
1	2	207644	POP RIVET, 3/16" X 7/16" LG.
2	3	904717-06	ROLL PIN, 3/8" X 2" LG.
3	1	253694	SWITCH PLATE
4	1	253695	BUSHING
5	1	260478	MAXON VERTICAL PLATE, 3" X 10-1/8" LG.
6	1	285133-02	COUPLING OUTSIDE
7	1	260517	COUPLING INSIDE, CASTING
8	1	269313-03	COLUMN COVER, RH
9	2	285135-01	LED LIGHT, OVAL, RED
10	2	285135-02	STAINLESS STEEL FLANGE
11	1	269319-01	COLUMN WELDMENT, RH
		269319-01G	COLUMN WELDMENT, RH (GALVANIZED)
12	2	268068-01	PIN, STAINLESS STEEL, 1" O.D. X 4-3/4" LG.
13	1	268068-02	PIN, STAINLESS STEEL, 1" O.D. X 5-7/8" LG.
14	1	268068-04	PIN, STAINLESS STEEL, 1" O.D. X 2-15/16" LG.
15	2	900000-1	BOLT, HEX, 1/4"-20 X 5/8" LG, GR8

RH COLUMN ASSEMBLY (BMR-A-CS) - Continued

MAXON[®] 11921 Slauson Ave. Santa Fe Springs, CA. 90670 (800) 227-4116 FAX (888) 771-7713

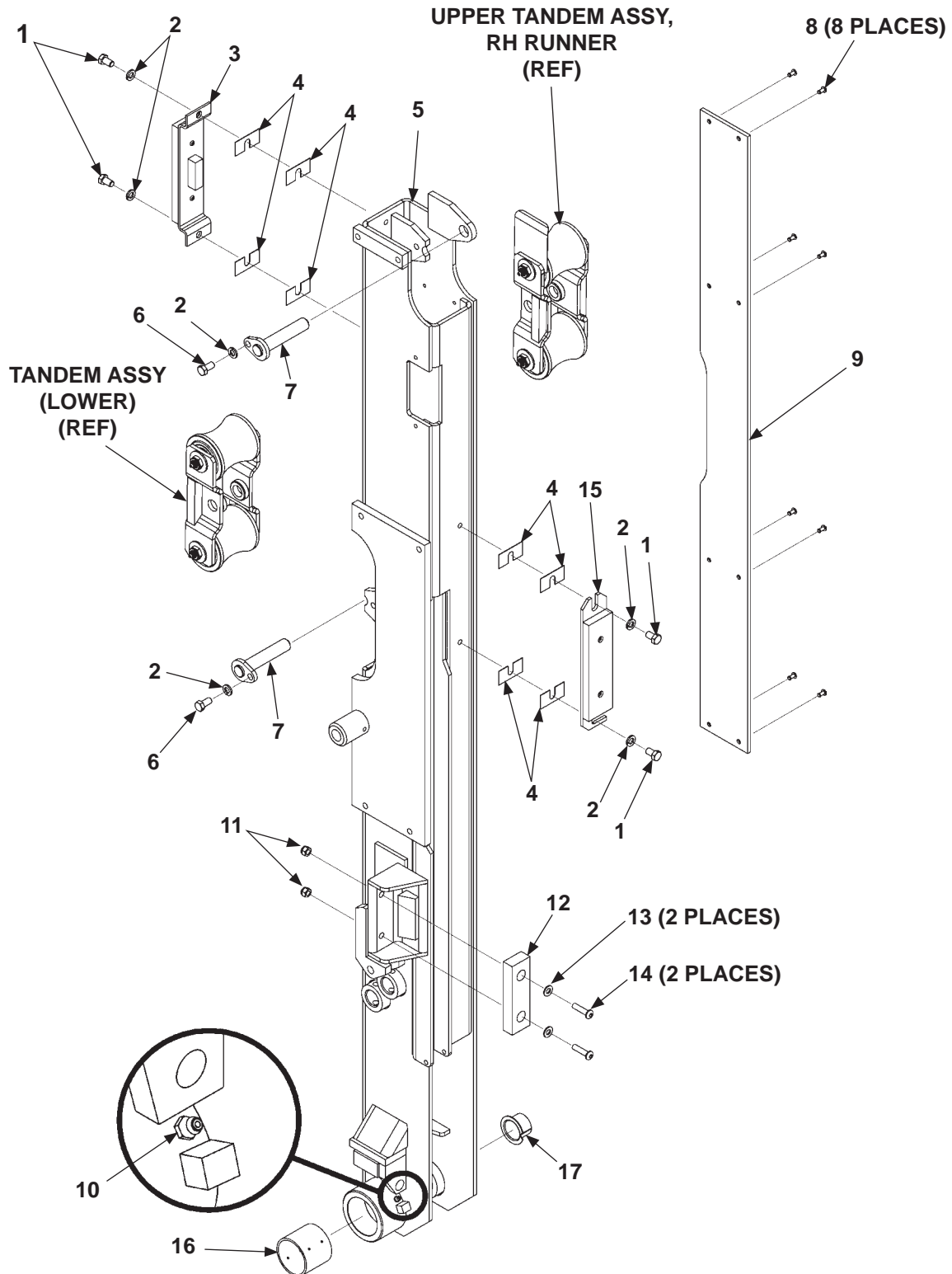


ITEM	QTY.	PART NO.	DESCRIPTION
16	2	900009-4	CAP SCREW, 5/16"-18 X 1/2" LG, GR8
17	2	900014-3	CAP SCREW, HEX, 3/8"-16 X 3/4" LG, GR8
18	4	900014-4	CAP SCREW, HEX, 3/8"-16 X 1" LG, GR8
19	4	902000-10	FLAT WASHER, 3/8"
20	2	902011-2	LOCK WASHER, 1/4"
21	2	902011-3	LOCK WASHER, 5/16", GR8
22	6	902011-4	LOCK WASHER, 3/8"
23	4	904005-2	POP RIVET, 3/16" X .565" LG.
24	1	905033-5	ROLL PIN, 1/4" X 2" LG.
25	2	260403	PLUG
	3	260403	PLUG (FOR GALVANIZED COLUMN)
26	1	280103	PIN, STAINLESS STEEL, 1-1/4" O.D. X 13" LG.
27	1	900037-11	SOCKET HEAD CAP SCREW, 1/2"-20 X 3" LG, GR8
28	1	901008	NYLON LOCK NUT, 1/2"-20
29	6	902008	FENDER WASHER, 13/32"
30	1	263114	COLUMN COVER
		281761-01	COLUMN COVER (ZINC PLATED)
31	4	900064-04	BUTTON SOCKET CAP SCREW, 3/8"-16 X 7/8" LG.
32	1	268009-02	COVER
33	1	260719	TORSION SPRING
34	1	030805	COTTER PIN, 1/8" X 1" LG.
35	1	905136-01	CLEVIS PIN, 1/2" X 1-7/8" LG.

RH RUNNER ASSEMBLY (BMR-A-CS)

MAXON

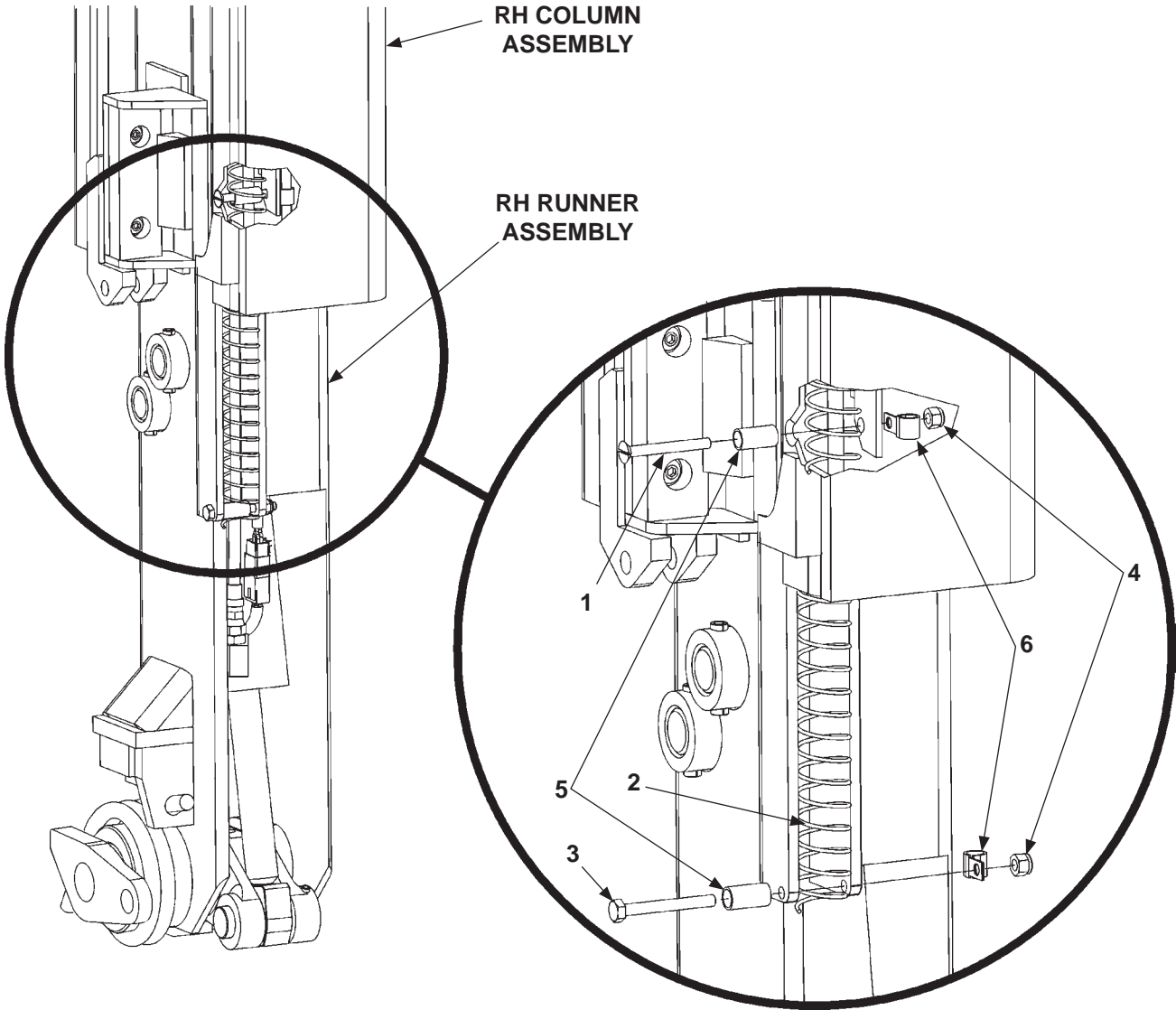
11921 Slauson Ave. Santa Fe Springs, CA. 90670 (800) 227-4116 FAX (888) 771-7713



ITEM	QTY.	PART NO.	DESCRIPTION
REF	1	280710-01	RH RUNNER ASSEMBLY
		280710-01G	RH RUNNER ASSEMBLY (GALVANIZED)
1	4	900014-12	HEX HEAD CAP SCREW, 3/8"-16 X 5/8" LG, GR8
2	6	902011-4	LOCK WASHER, 3/8"
3	1	263221	UPPER PAD SUPPORT ASSEMBLY
4	A/R	263030	SPACER (22 AG)
		269677-01	SPACER (16 GA)
5	1	280708-01	RH RUNNER
		280708-01G	RH RUNNER (GALVANIZED)
6	2	900014-3	HEX HEAD CAP SCREW, 3/8" - 16 X 3/4" LG, GR8
7	2	280067	ARM WELDMENT
8	8	207644	POP RIVET, 3/16" X 7/16" LG.
9	1	253543	PAD
10	1	224342	GREASE FITTING, 1/4"
11	2	901001	NYLON LOCK NUT, 5/16"-18
12	1	225278-02	RUBBER BUMPER
13	2	902013-10	FLAT WASHER, 5/16"
14	2	900001-4	BUTTON HEAD SCREW, 5/16"-18 X 1-1/4" LG.
15	1	263225	LOWER PAD SUPPORT ASSEMBLY
16	1	908011-01	BEARING, SELF LUBE, 2-1/2" DIA. X 2-1/8" LG.
17	1	253595	BEARING, SELF LUBE, 1-1/4" DIA. X 1" LG.

NOTE: A/R means **As Required**.

SPRING GUARD MOUNTING

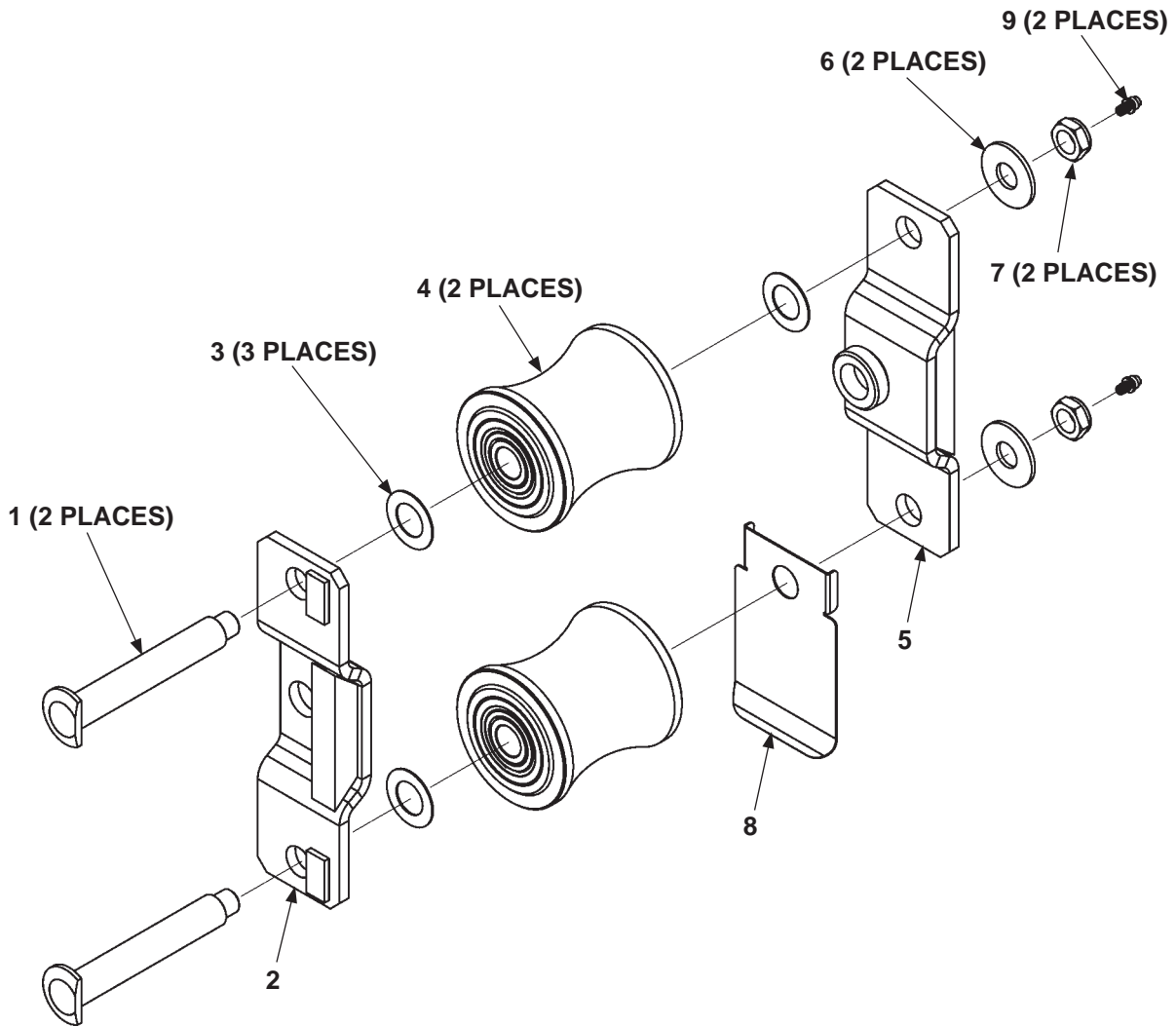


ITEM	QTY.	PART NO.	DESCRIPTION
1	1	260299	FLAT HEAD SCREW, 1/4"-20 X 2-1/2" LG.
2	1	253603-01	SPRING GUARD
3	1	900000-9	HEX HEAD BOLT, 1/4"-20 X 2-1/4" LG, GRADE 8
4	2	901000	NYLON LOCK NUT, 1/4"-20
5	2	253621	BUSHING, 1/2" DIA. X 1" LG.
6	2	214663	CLAMP, #8 RUBBER LOOM

MAXON[®]

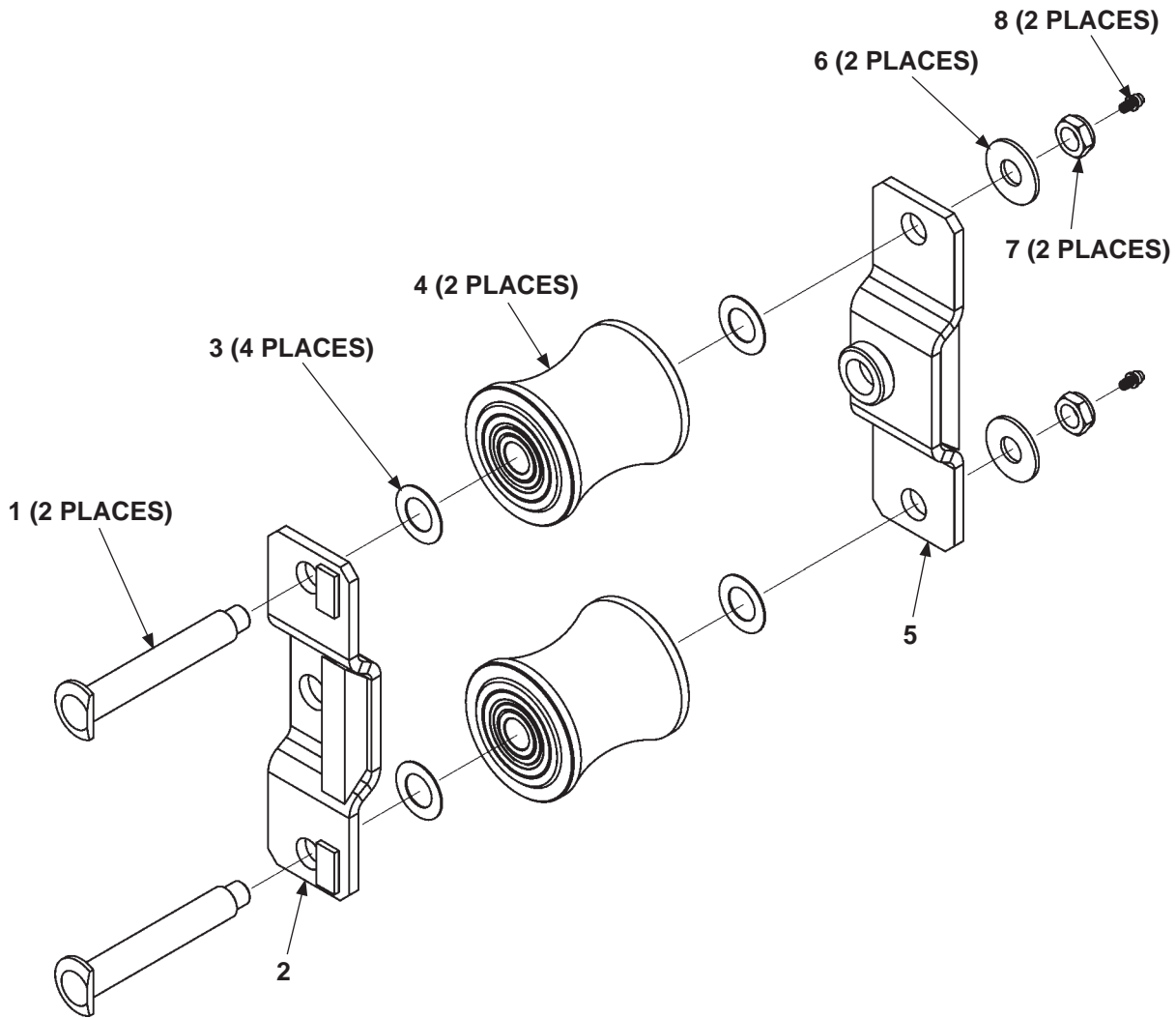
11921 Slauson Ave. Santa Fe Springs, CA. 90670 (800) 227-4116 FAX (888) 771-7713

UPPER TANDEM ASSEMBLY, RH RUNNER



ITEM	QTY.	PART NO.	DESCRIPTION
REF	1	268866-03	UPPER TANDEM ASSEMBLY, RH RUNNER
1	2	268898-01	ROLLER AXLE
2	1	280064	ROLLER BRACKET
3	3	261182	FLAT WASHER, .72" I.D. X 1-1/4" O.D. STAINLESS STEEL
4	2	268899-01	ROLLER
5	1	280063	ROLLER BRACKET
6	2	902014	FLAT WASHER, 5/8" I.D. X 1-3/8" O.D.
7	2	901016-1	LOCK NUT, THIN HEAD, 1/2"-20
8	1	280851-01	ROLLER COVER
9	2	268264-02	GREASE FITTING, DRIVE-IN, 3/16"

TANDEM ASSEMBLY (LOWER - RH & LH RUNNERS)



ITEM	QTY.	PART NO.	DESCRIPTION
REF	1	268866-01	TANDEM ASSEMBLY (LOWER)
1	2	268898-01	ROLLER AXLE
2	1	280064	ROLLER BRACKET
3	4	261182	FLAT WASHER, .72" I.D. X 1-1/4" O.D. STAINLESS STEEL
4	2	268899-01	ROLLER
5	1	280063	ROLLER BRACKET
6	2	902014	FLAT WASHER, 5/8" I.D. X 1-3/8" O.D.
7	2	901016-1	LOCK NUT, THIN HEAD, 1/2"-20
8	2	268264-02	GREASE FITTING, DRIVE-IN, 3/16"

MAXON[®]

11921 Slauson Ave. Santa Fe Springs, CA. 90670 (800) 227-4116 FAX (888) 771-7713

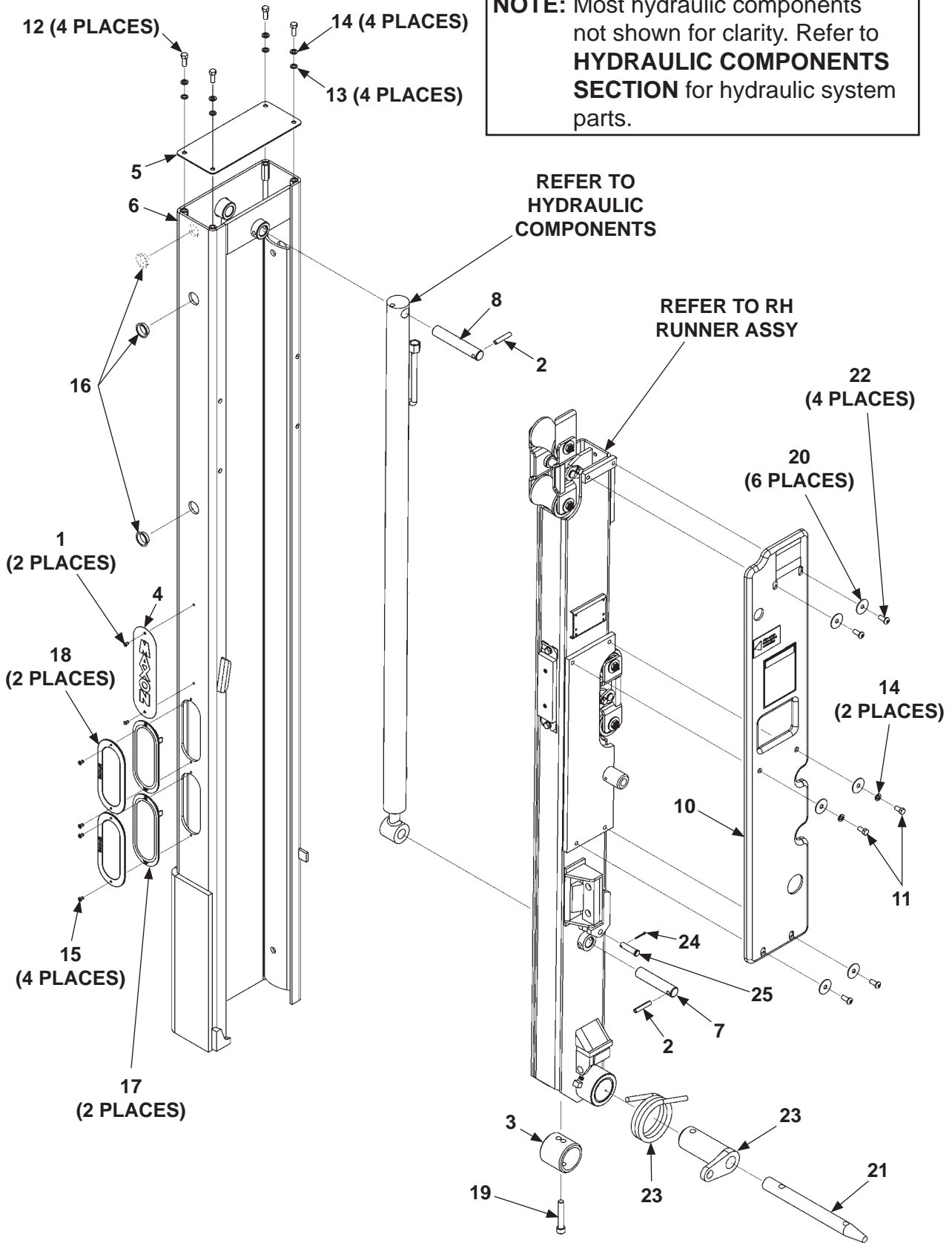
THIS PAGE INTENTIONALLY LEFT BLANK

LH COLUMN ASSEMBLY (BMR-A-CS)

MAXON

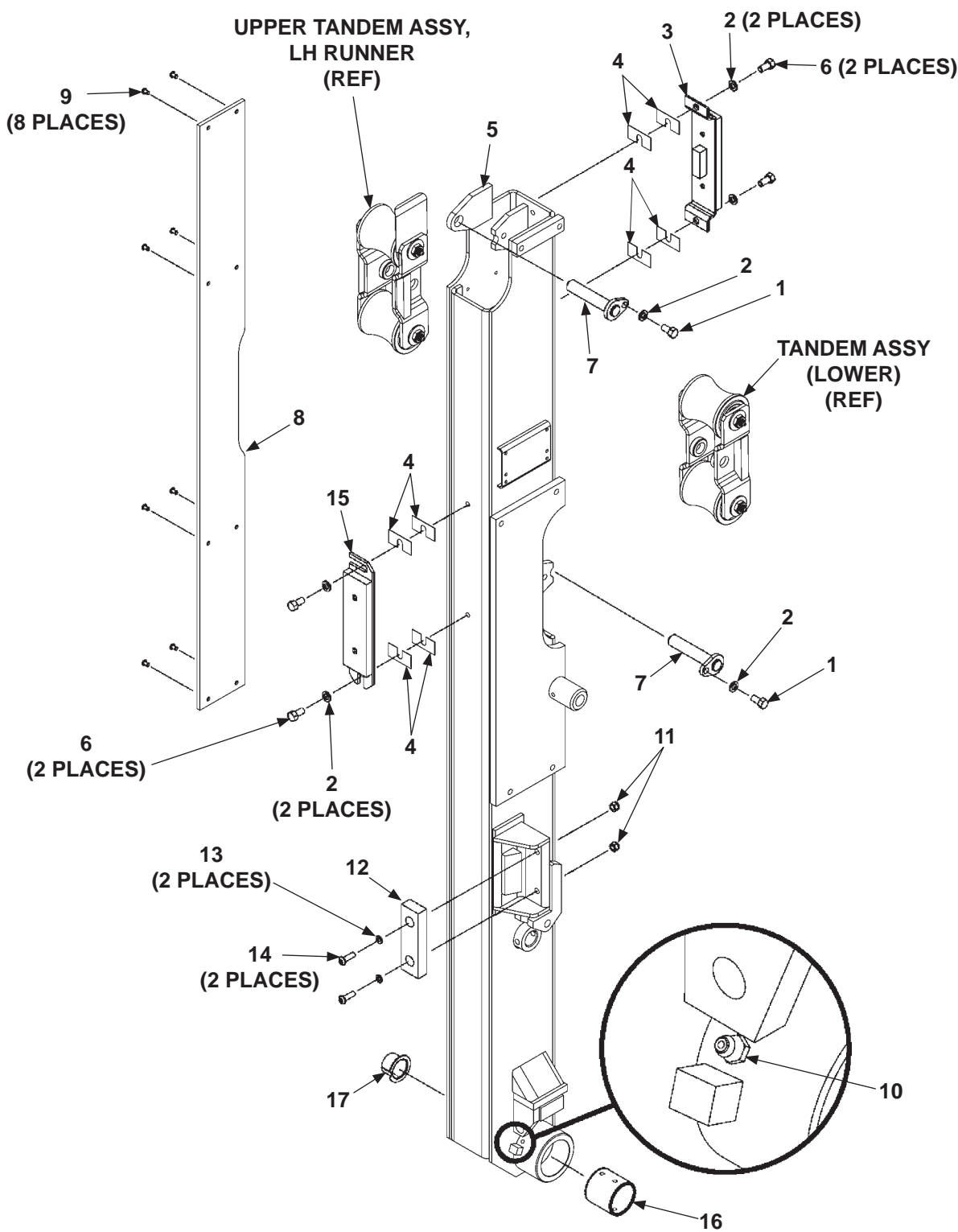
11921 Slauson Ave. Santa Fe Springs, CA. 90670 (800) 227-4116 FAX (888) 771-7713

NOTE: Most hydraulic components not shown for clarity. Refer to **HYDRAULIC COMPONENTS SECTION** for hydraulic system parts.



ITEM	QTY.	PART NO.	DESCRIPTION
REF	1	269316-01	COLUMN ASSEMBLY, LH
		269316-01G	COLUMN ASSEMBLY, LH (GALVANIZED)
1	2	207644	POP RIVET, 3/16" X .402" LG.
2	2	904717-06	ROLL PIN, 3/8" X 2" LG.
3	1	253696	PIN COLLAR, 2-3/4" LG.
4	1	260478	MAXON VERTICAL PLATE, 3" X 10-1/8" LG.
5	1	263114	COLUMN COVER
		281761-01	COLUMN COVER (ZINC PLATED)
6	1	269318-01	COLUMN WELDMENT, LH
		269318-01G	COLUMN WELDMENT, LH (GALVANIZED)
7	1	268068-01	PIN, STAINLESS STEEL, 1" O.D. X 4-3/4" LG.
8	1	268068-02	PIN, STAINLESS STEEL, 1" O.D. X 5-7/8" LG.
9	1	280623-01	COUPLING LH, MACHINED
10	1	269312-03	COLUMN COVER, LH
11	2	900014-3	CAP SCREW, HEX, 3/8"-16 X 3/4" LG, GR8
12	4	900014-4	CAP SCREW, HEX, 3/8"-16 X 1" LG, GR8
13	4	902000-10	FLAT WASHER, 3/8"
14	6	902011-4	LOCK WASHER, 3/8"
15	4	904005-2	POP RIVET, 3/16" X .565" LG.
16	2	260403	PLUG
	3	260403	PLUG (FOR GALVANIZED COLUMN)
17	2	285135-01	LED LIGHT, OVAL, RED
18	2	285135-02	STAINLESS STEEL FLANGE
19	1	900037-11	SOCKET HEAD SCREW, 1/2"-20 X 3" LG, GR8
20	6	902008	FENDER WASHER, 13/32"
21	1	280103	PIN, STAINLESS STEEL, 1-1/4" O.D. X 13" LG.
22	4	900064-04	BUTTON SOCKET CAP SCREW, 3/8"-16 X 7/8" LG.
23	1	280620-01	TORSION SPRING, LH
24	1	030805	COTTER PIN, 1/8" X 1" LG.
25	1	905136-01	CLEVIS PIN, 1/2" X 1-7/8" LG.

LH RUNNER ASSEMBLY (BMR-A-CS)

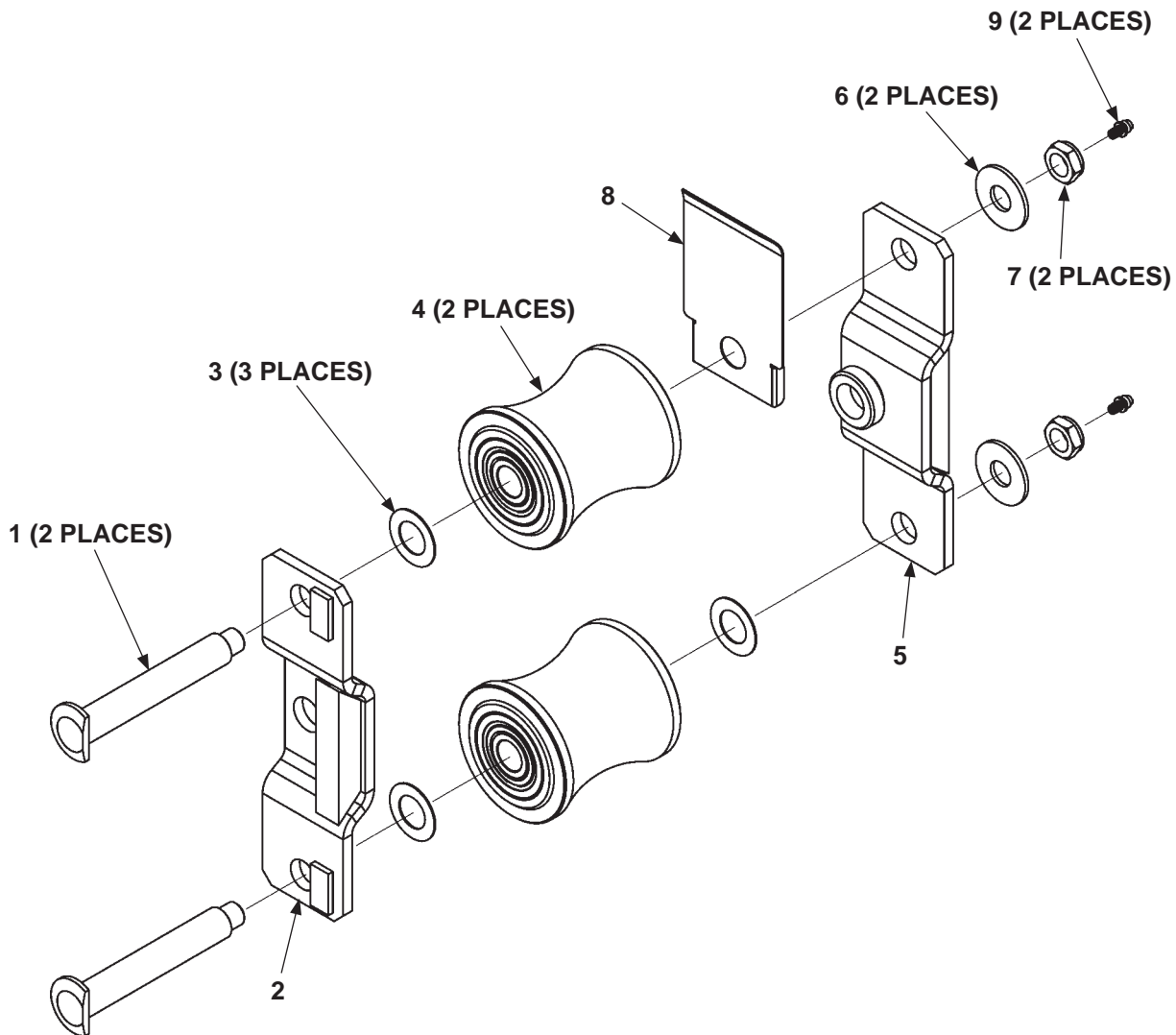


MAXON[®] 11921 Slauson Ave. Santa Fe Springs, CA. 90670 (800) 227-4116 FAX (888) 771-7713

ITEM	QTY.	PART NO.	DESCRIPTION
REF	1	280709-01	LH RUNNER ASSEMBLY
		280709-01G	LH RUNNER ASSEMBLY (GALVANIZED)
1	2	900014-3	HEX HEAD CAP SCREW, 3/8"-16 X 3/4" LG, GR8
2	6	902011-4	LOCK WASHER, 3/8"
3	1	263221	UPPER PAD SUPPORT ASSEMBLY
4	A/R	263030	SPACER (22 GA)
		269677-01	SPACER (16 GA)
5	1	280707-01	LH RUNNER
		280707-01G	LH RUNNER (GALVANIZED)
6	4	900014-12	HEX HEAD CAP SCREW, 3/8"-16 X 5/8" LG, GR8
7	2	280067	ARM WELDMENT
8	1	253543	PAD
9	8	207644	POP RIVET, 3/16" X 7/16" LG.
10	1	224342	GREASE FITTING 1/4"
11	2	901001	NYLON LOCK NUT, 5/16"-18
12	1	225278-02	RUBBER BUMPER
13	2	902013-10	FLAT WASHER, 5/16"
14	2	900001-4	BUTTON HEAD SCREW, 5/16"-18 X 1-1/4" LG.
15	1	263225	LOWER PAD SUPPORT ASSEMBLY
16	1	908011-01	BEARING, SELF LUBE, 2.50" DIA. X 2-1/8" LG.
17	1	253595	BEARING, SELF LUBE, 1-1/4" DIA. X 1" LG.

NOTE: A/R means As Required.

UPPER TANDEM ASSEMBLY, LH RUNNER



ITEM	QTY.	PART NO.	DESCRIPTION
REF	1	268866-02	UPPER TANDEM ASSEMBLY, LH RUNNER
1	2	268898-01	ROLLER AXLE
2	1	280064	ROLLER BRACKET
3	3	261182	FLAT WASHER, .72" I.D. X 1-1/4" O.D. STAINLESS STEEL
4	2	268899-01	ROLLER
5	1	280063	ROLLER BRACKET
6	2	902014	FLAT WASHER, 5/8" I.D. X 1-3/8" O.D.
7	2	901016-1	LOCK NUT, THIN HEAD, 1/2"-20
8	1	280851-01	ROLLER COVER
9	2	268264-02	GREASE FITTING, DRIVE-IN, 3/16"

MAXON[®]

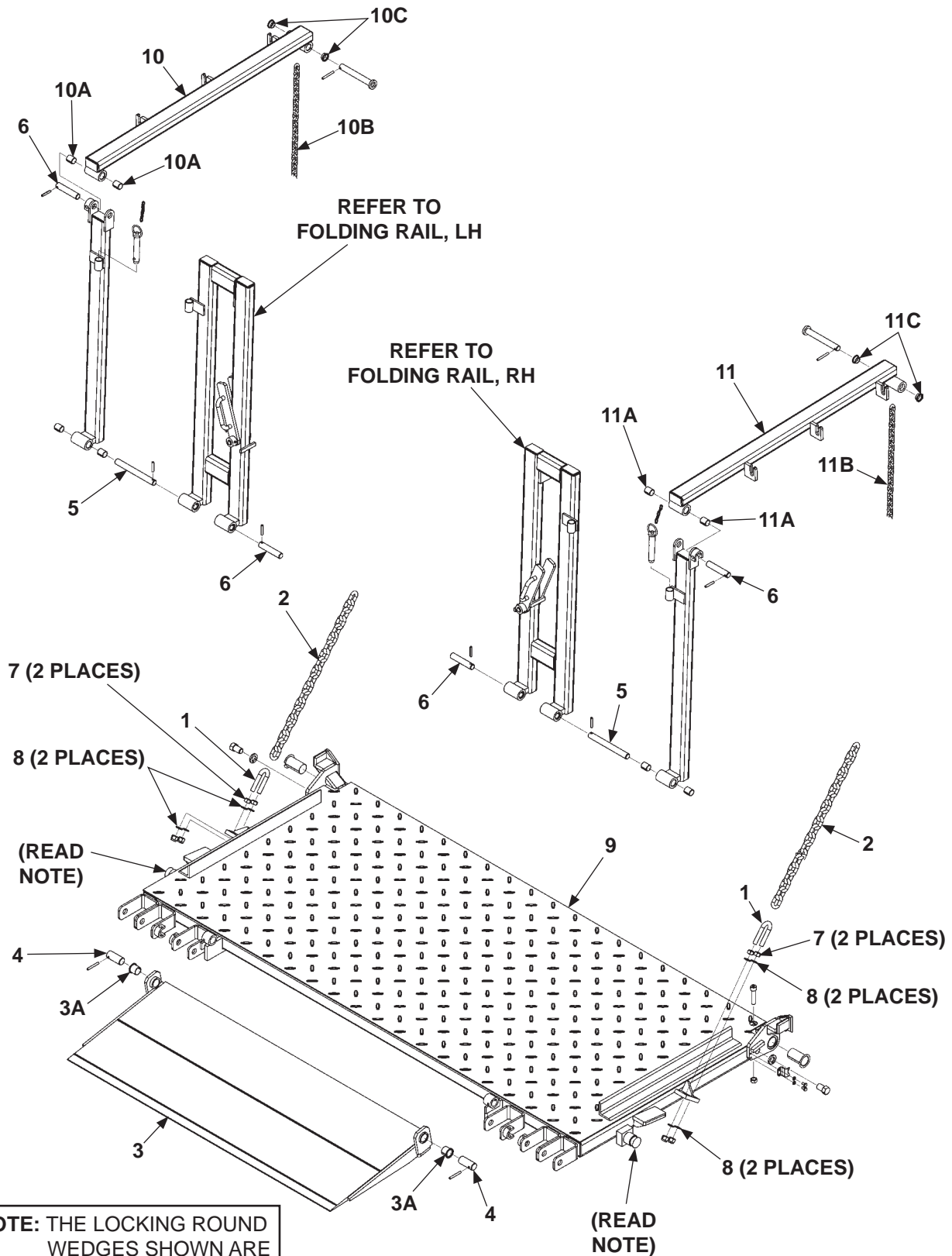
11921 Slauson Ave. Santa Fe Springs, CA. 90670 (800) 227-4116 FAX (888) 771-7713

THIS PAGE INTENTIONALLY LEFT BLANK

CS PLATFORM ASSEMBLY (STEEL)

MAXON

11921 Slauson Ave. Santa Fe Springs, CA. 90670 (800) 227-4116 FAX (888) 771-7713



NOTE: THE LOCKING ROUND WEDGES SHOWN ARE ONLY ON 36" DEEP PLATFORM.

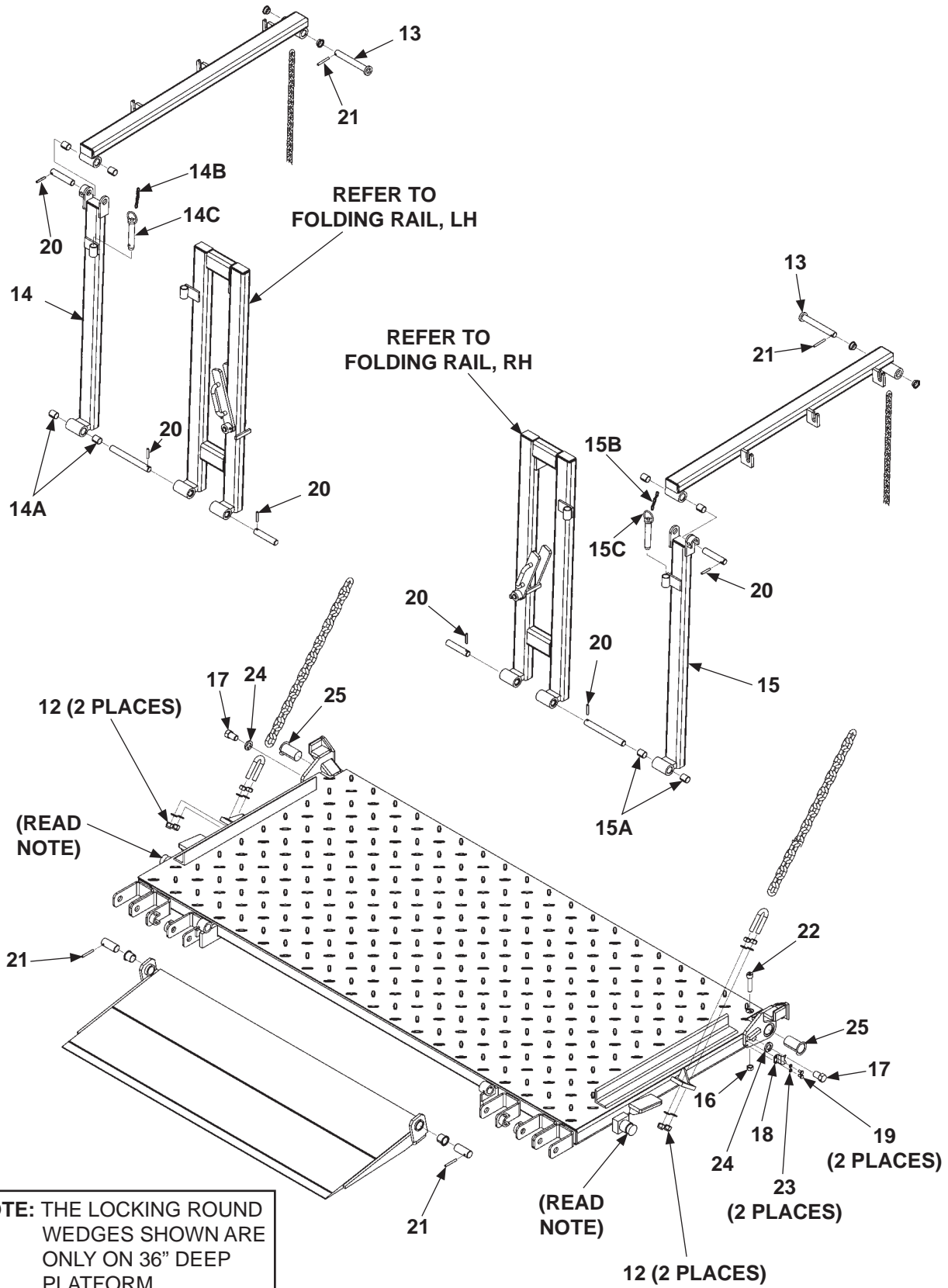
ITEM	QTY.	DESCRIPTION		
			36" DEEP	42" DEEP
REF	1	CS PLATFORM ASSEMBLY, 96" WIDE VEHICLE	269152-422	269152-423
		CS PLATFORM ASSEMBLY, 96" WIDE VEHICLE (GALVANIZED)	269152-422G	269152-423G
		CS PLATFORM ASSEMBLY, 102" WIDE VEHICLE	269152-432	269152-433
		CS PLATFORM ASSEMBLY, 102" WIDE VEHICLE (GALVANIZED)	269152-432G	269152-433G
1	2	U-BOLT	282854-01	
2	2	CHAIN, 3/8" X 23" LG.	282866-06	
3	1	RAMP, BMRA-CS EXTRUDED	280586-01	
3A	2	BEARING, SELF LUBE, 1" I.D. X 1" LG.	908002-01	
4	2	PIN, 1" X 2-3/8" LG.	260772-100	
5	2	PIN, 3/4" X 7-1/8" LG.	260876-100	
6	4	PIN, 3/4" X 3-3/4" LG.	260877-100	
7	4	NUT, 1/2"-13	901011-9	
8	8	FLAT WASHER, 1/2"	902000-14	
9	1	PLATFORM, 96" WIDE VEHICLE	269153-01	269153-02
		PLATFORM, 96" WIDE VEHICLE (GALVANIZED)	269153-01G	269153-02G
		PLATFORM, 102" WIDE VEHICLE	269153-03	269153-04
		PLATFORM, 102" WIDE VEHICLE (GALVANIZED)	269153-03G	269153-04G
10	1	HORIZONTAL RAIL, LH	280320-01	280320-03
		HORIZONTAL RAIL, LH (GALVANIZED)	280320-01G	280320-03G
10A	2	BEARING, SELF LUBE, 3/4" I.D. X 1" LG.	260917-06	
10B	1	CHAIN, 80" LG	050162-06	
		CHAIN, 80" LG (GALVANIZED)	281728-11	
10C	2	BEARING, SELF LUBE, 3/4" I.D. X 3/8" LG.	265072	
11	1	HORIZONTAL RAIL, RH	280320-02	280320-04
		HORIZONTAL RAIL, RH (GALVANIZED)	280320-02G	280320-04G
11A	2	BEARING, SELF LUBE, 3/4" I.D. X 1" LG.	260917-06	
10B	1	CHAIN, 80" LG	050162-06	
		CHAIN, 80" LG (GALVANIZED)	281728-11	
10C	2	BEARING, SELF LUBE, 3/4" I.D. X 3/8" LG.	265072	

MAXON[®] 11921 Slauson Ave. Santa Fe Springs, CA. 90670 (800) 227-4116 FAX (888) 771-7713

CS PLATFORM ASSEMBLY (STEEL) - Continued

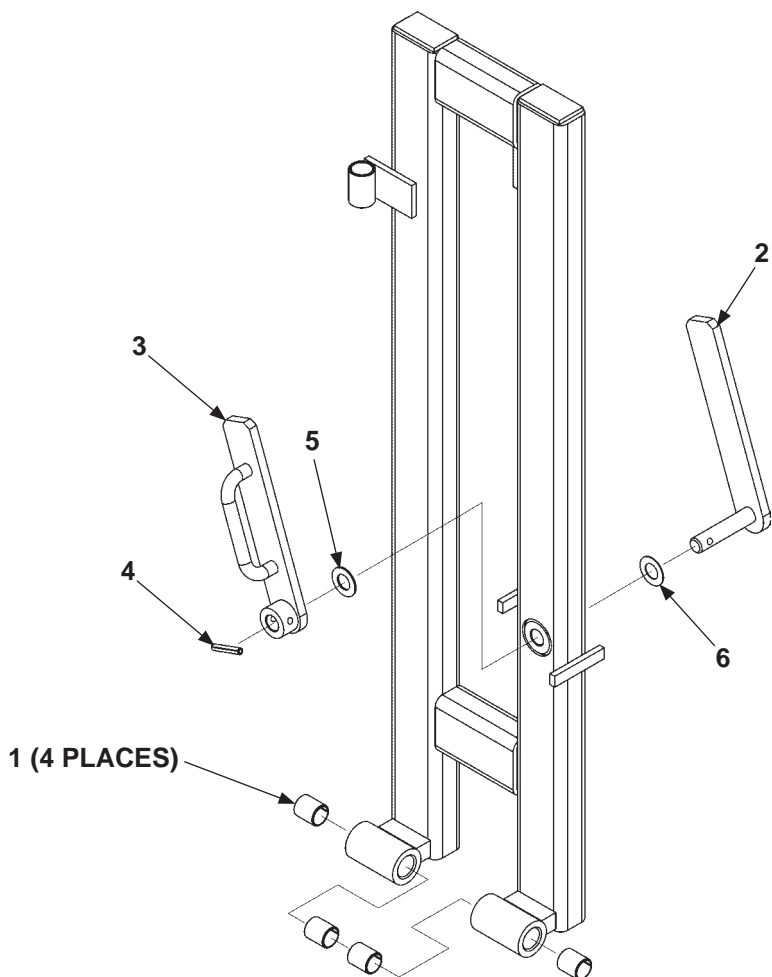
MAXON

11921 Slauson Ave. Santa Fe Springs, CA. 90670 (800) 227-4116 FAX (888) 771-7713



ITEM	QTY.	PART NO.	DESCRIPTION
12	4	901010	LOCK NUT, 1/2"-13
13	2	280324-100	PIN WELDMENT, 5-7/16" LG.
14	1	280335-01	CORNER POST, LH
		280335-01G	CORNER POST, LH (GALVANIZED)
14A	2	260917-06	BEARING, SELF LUBE, 3/4" I.D. X 1" LG.
14B	1	050408-05	CHAIN, #4, 5 LINKS
14C	1	202802	BALL LOCK PIN
15	1	280335-02	CORNER POST, RH
		280335-02G	CORNER POST, RH (GALVANIZED)
15A	2	260917-06	BEARING, SELF LUBE, 3/4" I.D. X 1" LG.
15B	1	050408-05	CHAIN, #4, 5 LINKS
15C	1	202802	BALL LOCK PIN
16	1	040066	LOCK NUT, 1/2"-13
17	2	260181-01	BOLT, 3/4"-10 X 1-1/8" LG.
18	1	269156-01	BRACKET
19	2	900004-1	CAP SCREW, 1/4"-20 X 1/2" LG, GR8
20	6	905033-1	ROLL PIN, 1/4" X 1-1/2" LG.
21	4	905033-5	ROLL PIN, 1/4" X 2" LG.
22	1	900036-10	SOCKET SCREW, 1/2"-13 X 2-1/4" LG, GR8
23	2	902011-2	LOCK WASHER, 1/4"
24	2	902011-9	LOCK WASHER, 3/4"
25	2	905200	BEARING, SELF LUBE, 2-1/4" DIA. X 2-1/2" LG.

FOLDING RAIL, LH (STEEL)

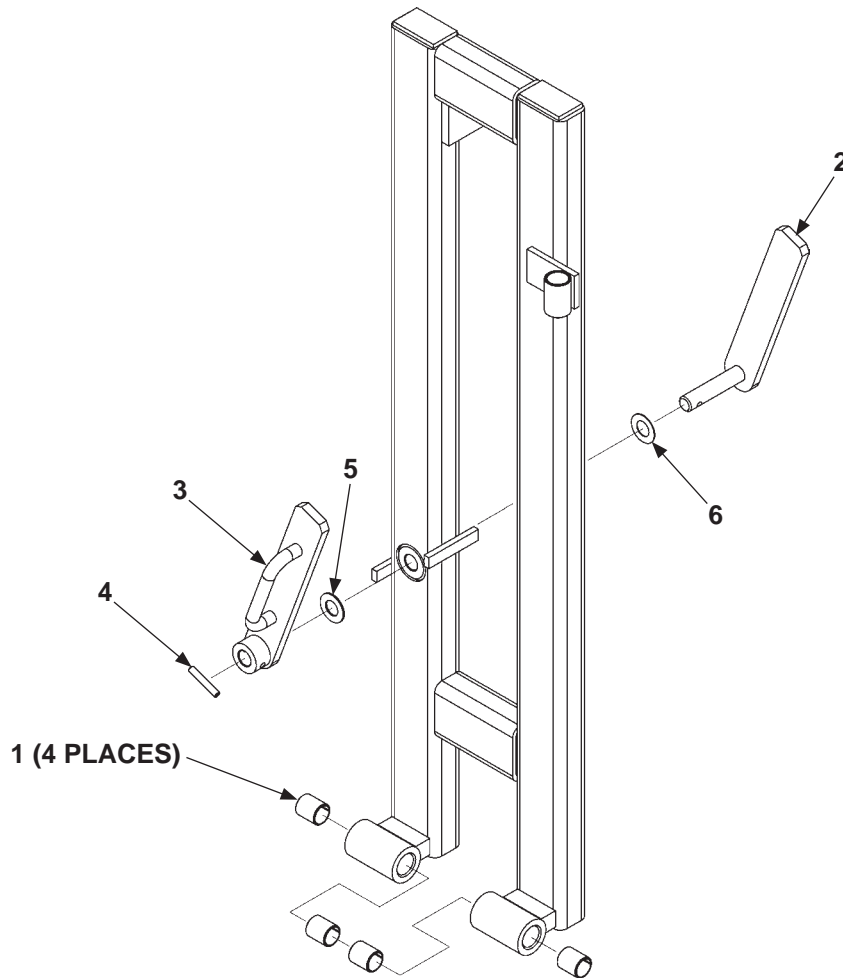


ITEM	QTY.	PART NO.	DESCRIPTION
REF	1	269423-01	FOLDING RAIL, LH (96" WIDE VEHICLE)
		269423-01G	FOLDING RAIL, LH (96" WIDE VEHICLE) (GALVANIZED)
		269423-02	FOLDING RAIL, LH (102" WIDE VEHICLE)
		269423-02G	FOLDING RAIL, LH (102" WIDE VEHICLE) (GALVANIZED)
1	4	260917-06	BEARING, SELF LUBE, 3/4" I.D. X 1" LG.
2	1	283318-01	LATCH PLATE PIN WELDMENT
3	1	283319-01	LATCH PLATE BUSHING WELDMENT
4	1	905033-1	ROLL PIN, 1/4" X 1-1/2" LG.
5	1	902000-18	FLAT WASHER, 5/8" X 1/16" THICK
6	1	902000-17	FLAT WASHER, 5/8" X 1/32" THICK

MAXON[®]

11921 Slauson Ave. Santa Fe Springs, CA. 90670 (800) 227-4116 FAX (888) 771-7713

FOLDING RAIL, RH (STEEL)



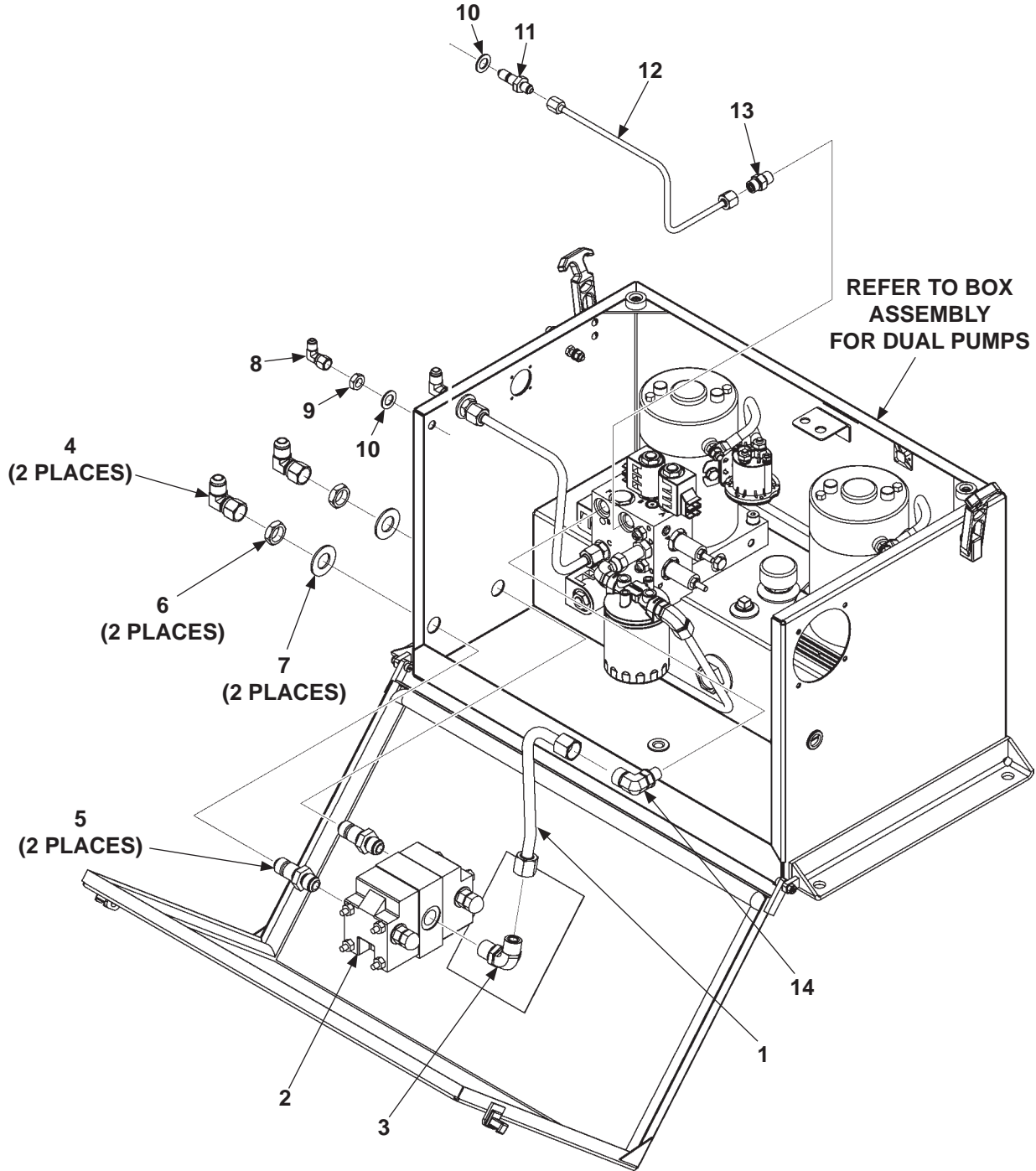
ITEM	QTY.	PART NO.	DESCRIPTION
REF	1	269424-01	FOLDING RAIL, RH (96" WIDE VEHICLE)
		269424-01G	FOLDING RAIL, LH (96" WIDE VEHICLE) (GALVANIZED)
		269424-02	FOLDING RAIL, RH (102" WIDE VEHICLE)
		269424-02G	FOLDING RAIL, LH (102" WIDE VEHICLE) (GALVANIZED)
1	4	260917-06	BEARING, SELF LUBE, 3/4" I.D. X 1" LG.
2	1	283318-01	LATCH PLATE PIN WELDMENT
3	1	283319-01	LATCH PLATE BUSHING WELDMENT
4	1	905033-1	ROLL PIN, 1/4" X 1-1/2" LG.
5	1	902000-18	FLAT WASHER, 5/8" X 1/16" THICK
6	1	902000-17	FLAT WASHER, 5/8" X 1/32" THICK

HYDRAULIC COMPONENTS

DUAL PUMP ASSEMBLY (POWER DOWN)

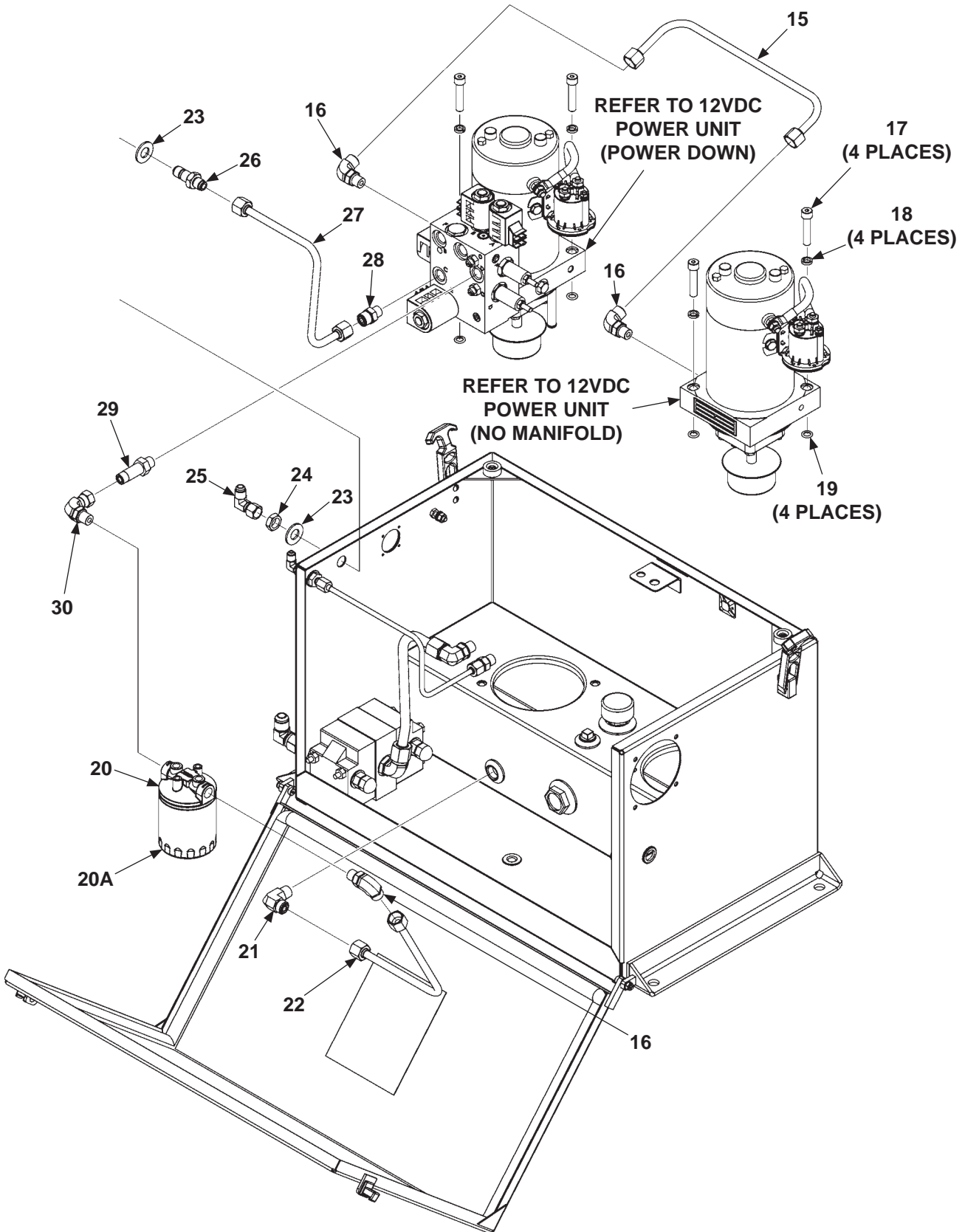
MAXON[®]

11921 Slauson Ave. Santa Fe Springs, CA. 90670 (800) 227-4116 FAX (888) 771-7713



ITEM	QTY.	PART NO.	DESCRIPTION
REF	-	283060-01	DUAL PUMP ASSEMBLY, POWER DOWN
1	1	269059-01	POWER UP TUBE ASSEMBLY, 1/2"
2	1	253513	FLOW DIVIDER
3	1	906704-01	ELBOW, NPSC, SAE #8 F/S O-RING M-M
4	2	260120	ELBOW, 90°, SAE 37°, JIC#8-M & JIC#8-F
5	2	261461	UNION, BULKHEAD, SAE 37° FLARE TWIN
6	2	261462	NUT, BULKHEAD, SAE 37° FLARE TWIN
7	2	902000-20	FLAT WASHER, 3/4"
8	1	905027	ELBOW, JIC #4 M-F SW
9	1	905085	NUT, BULKHEAD, JIC#4
10	2	902000-14	FLAT WASHER, 1/2" X 1/16" THK.
11	1	905096	STRAIGHT UNION JIC#4
12	1	269053-01	POWER CLOSE TUBE ASSEMBLY, 1/4"
13	1	905179	STRAIGHT CONNECTOR, F/S #4 O-RING #6 M-M
14	1	905158	STRAIGHT ELBOW, F/S #8 O-RING #6 M-M

DUAL PUMP ASSEMBLY (POWER DOWN) - Continued



MAXON[®] 11921 Slauson Ave. Santa Fe Springs, CA. 90670 (800) 227-4116 FAX (888) 771-7713

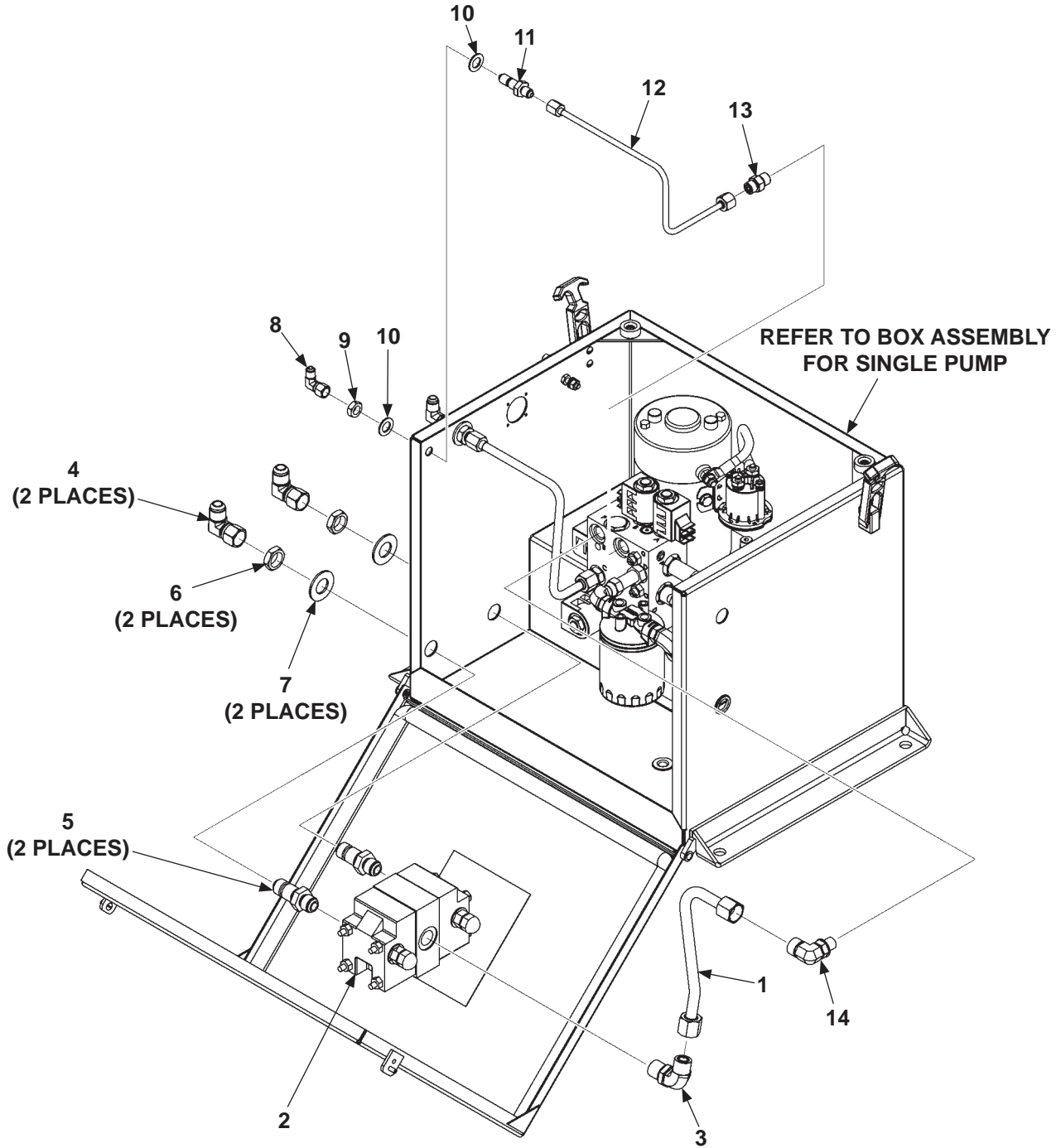
ITEM	QTY.	PART NO.	DESCRIPTION
15	1	269056-01	PUMP TO PUMP TUBE ASSEMBLY, 3/8"
16	3	906707-01	ELBOW, NPSC, SAE #6 F/S O-RING M-M
17	4	263951	CAP SCREW, 3/8"-16 X 1-3/4" LG.
18	4	263952	LOCK WASHER, 3/8"
19	4	908025-01	O-RING
20	1	268835-01	SPIN-ON OIL FILTER (HEAD & CARTRIDGE)
20A	1	262412	FILTER (SPIN-ON CARTRIDGE)
21	1	906735-01	ELBOW, #6 M O-RING, 3/8" M NPT
22	1	269055-01	OIL FILTER TUBE ASSEMBLY, 3/8"
23	2	902013-14	FLAT WASHER, 9/16"
24	1	905086	NUT, BULKHEAD JIC#6
25	1	905154	ELBOW, 90°, SAE 37°, JIC #6 M-F
26	1	905100	STRAIGHT UNION JIC#6
27	1	269058-01	POWER DOWN TUBE ASSEMBLY, 3/8"
28	1	905173	STRAIGHT CONNECTOR, #6
29	1	906705-01	LONG CONNECTOR, NPSC SAE #6
30	1	906708-01	ELBOW, NPSC, SAE #6 O-RING M-F SWIVEL

MAXON[®] 11921 Slauson Ave. Santa Fe Springs, CA. 90670 (800) 227-4116 FAX (888) 771-7713

SINGLE PUMP ASSEMBLY (POWER DOWN)

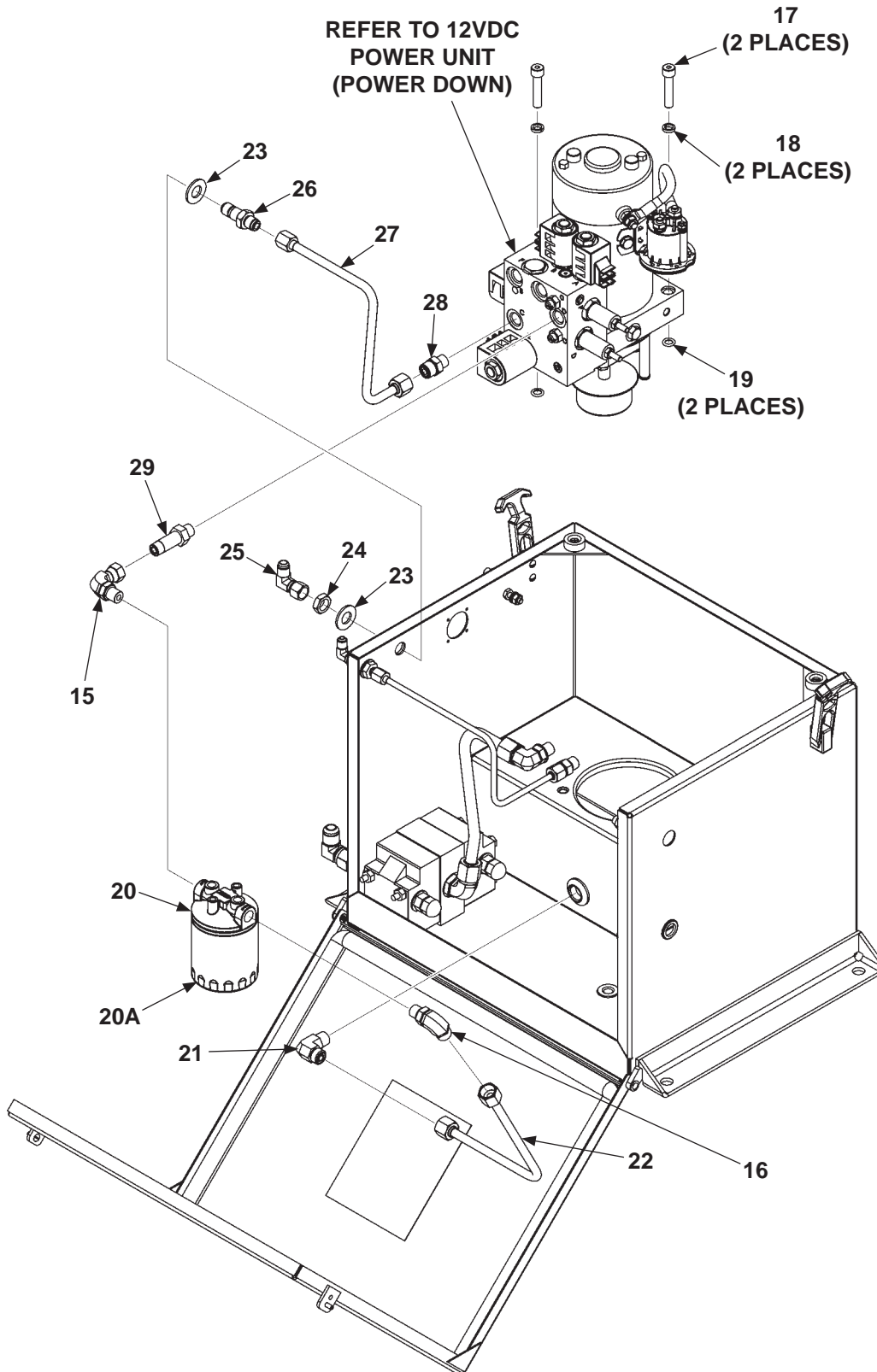
MAXON[®]

11921 Slauson Ave. Santa Fe Springs, CA. 90670 (800) 227-4116 FAX (888) 771-7713



ITEM	QTY.	PART NO.	DESCRIPTION
REF	-	283300-01	DUAL PUMP ASSEMBLY, POWER DOWN
1	1	269379-01	POWER UP TUBE ASSEMBLY, 1/2"
2	1	253513	FLOW DIVIDER
3	1	906704-01	ELBOW, NPSC, SAE #8 F/S O-RING M-M
4	2	260120	ELBOW, 90°, SAE 37°, JIC#8-M & JIC#8-F
5	2	261461	UNION, BULKHEAD, SAE 37° FLARE TWIN
6	2	261462	NUT, BULKHEAD, SAE 37° FLARE TWIN
7	2	902000-20	FLAT WASHER, 3/4"
8	1	905027	ELBOW, JIC #4 M-F SW
9	1	905085	NUT, BULKHEAD, JIC#4
10	2	902000-14	FLAT WASHER, 1/2" X 1/16" THK.
11	1	905096	STRAIGHT UNION JIC#4
12	1	269377-01	POWER CLOSE TUBE ASSEMBLY, 1/4"
13	1	905179	STRAIGHT CONNECTOR, F/S #4 O-RING #6 M-M
14	1	905158	STRAIGHT ELBOW, F/S #8 O-RING #6 M-M

SINGLE PUMP ASSEMBLY (POWER DOWN) - Continued



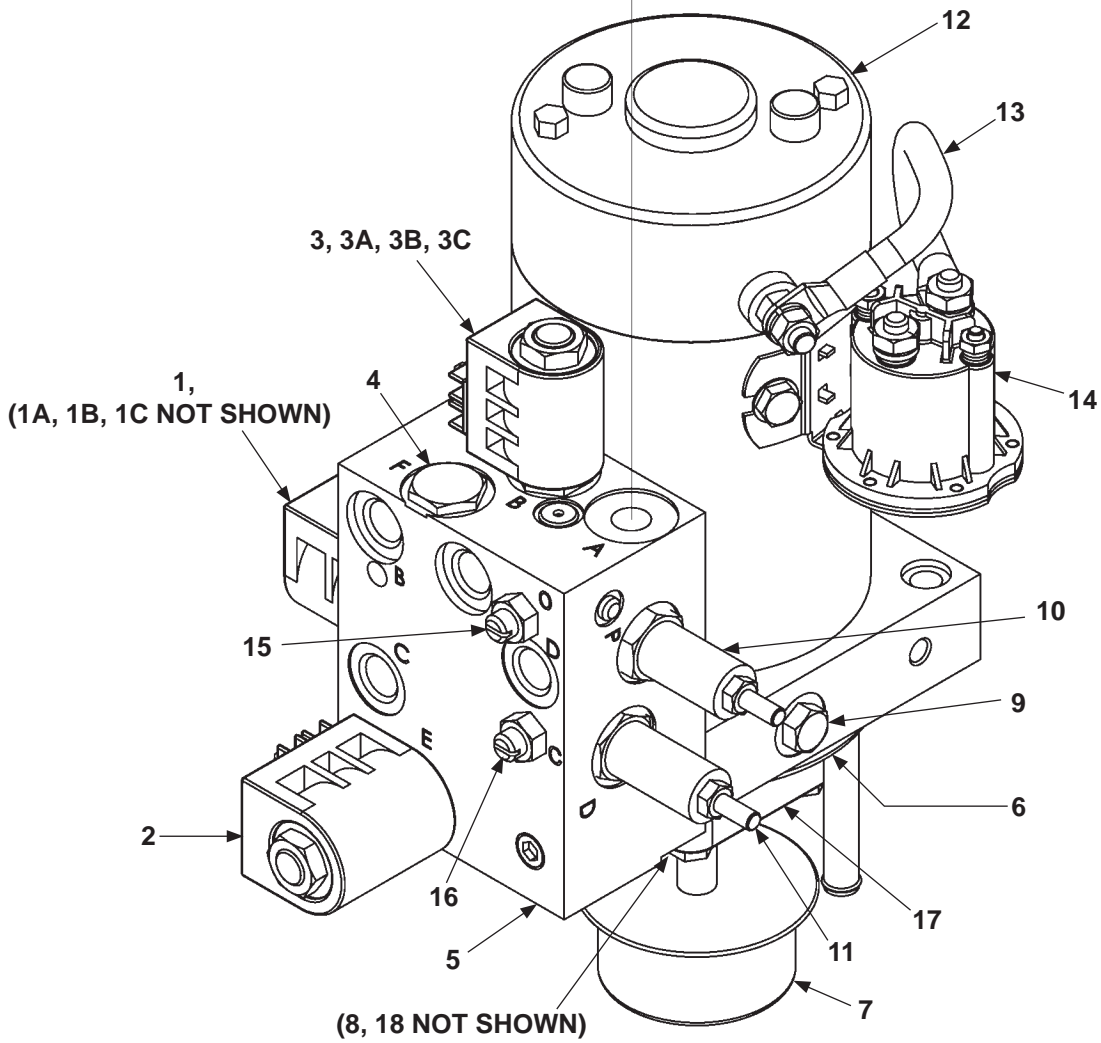
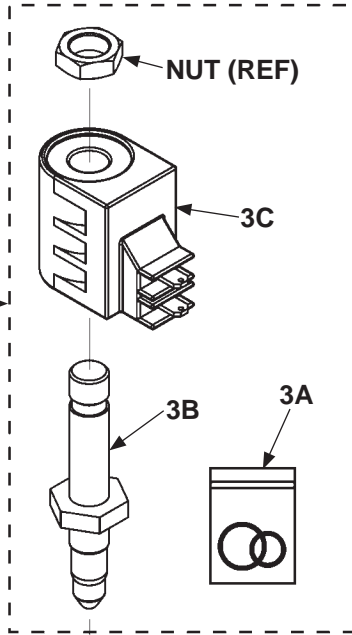
MAXON

11921 Slauson Ave. Santa Fe Springs, CA. 90670 (800) 227-4116 FAX (888) 771-7713

ITEM	QTY.	PART NO.	DESCRIPTION
15	1	906708-01	ELBOW, NPSC, SAE #6 O-RING M-F SWIVEL
16	1	906707-01	ELBOW, NPSC, SAE #6 F/S O-RING M-M
17	2	263951	CAP SCREW, 3/8"-16 X 1-3/4" LG.
18	2	263952	LOCK WASHER, 3/8"
19	2	908025-01	O-RING
20	1	268835-01	SPIN-ON OIL FILTER (HEAD & CARTRIDGE)
20A	1	262412	FILTER (SPIN-ON CARTRIDGE)
21	1	906735-01	ELBOW, #6 M O-RING, 3/8" M NPT
22	1	269380-01	OIL FILTER TUBE ASSEMBLY, 3/8"
23	2	902013-14	FLAT WASHER, 9/16"
24	1	905086	NUT, BULKHEAD JIC#6
25	1	905154	ELBOW, 90°, SAE 37°, JIC #6 M-F
26	1	905100	STRAIGHT UNION JIC#6
27	1	269378-01	POWER DOWN TUBE ASSEMBLY, 3/8"
28	1	905173	STRAIGHT CONNECTOR, #6
29	1	906705-01	LONG CONNECTOR, NPSC SAE #6

12VDC POWER UNIT (POWER DOWN)

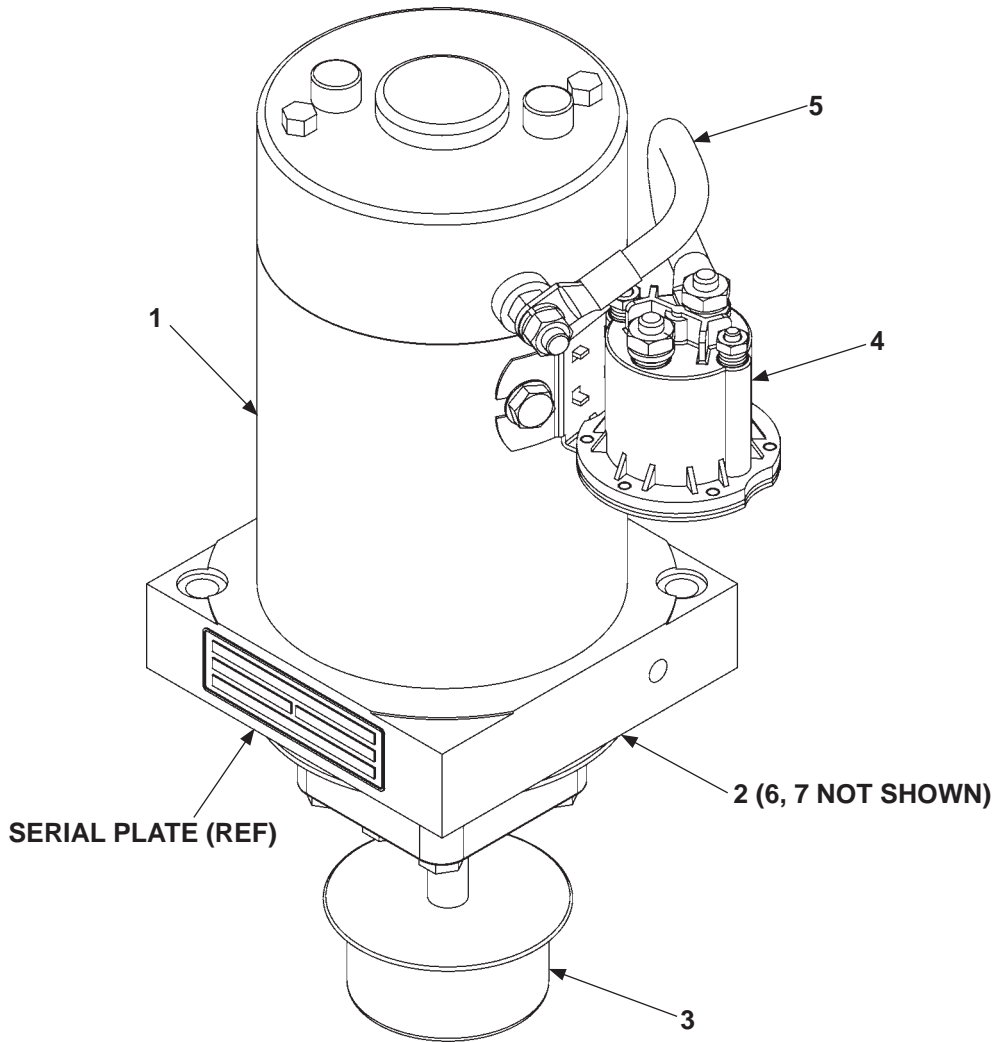
NOTE: TYPICAL SOLENOID VALVE IS SHOWN DISASSEMBLED.



MAXON® 11921 Slauson Ave. Santa Fe Springs, CA. 90670 (800) 227-4116 FAX (888) 771-7713

ITEM	QTY.	PART NO.	DESCRIPTION
REF	-	283061-01	PUMP/MOTOR, POWER DOWN
1	1	290046	VALVE, 2 POSITION, 4-WAY
1A	1	226594	O-RING KIT, 4-WAY VALVE (NOT SHOWN)
1B	1	290047	VALVE CARTRIDGE ONLY (NOT SHOWN)
1C	1	290048	COIL ONLY (NOT SHOWN)
2	1	290019	VALVE, 2 POSITION, 3 WAY
3	2	290043	VALVE, 2 POSITION, 2-WAY
3A	1	226594	O-RING KIT, 2-WAY VALVE
3B	1	290044	VALVE CARTRIDGE ONLY
3C	1	290045	COIL ONLY
4	1	290033	CHECK VALVE
5	1	290030	MANIFOLD BLOCK ASSEMBLY (WITH VALVES)
6	1	251884	O-RING
7	1	283102-01	FILTER, PUMP INLET
8	1	260261	OIL SEAL (SHAFT SEAL, NOT SHOWN)
9	1	260229	RELIEF VALVE (2750 PSI)
10	1	290035	RELIEF VALVE (2400 PSI)
11	1	290036	RELIEF VALVE (300 PSI)
12	1	268337-01	MOTOR, 12 VDC HD
13	1	280404	CABLE ASSY
14	1	284080-01	SWITCH, SOLENOID
15	1	290031	NEEDLE VALVE (OPENING ADJUSTMENT)
16	1	290032	NEEDLE VALVE (CLOSING ADJUSTMENT)
17	1	283101-01	PUMP ASSEMBLY, 204
18	1	290020	O-RING (NOT SHOWN)

12VDC POWER UNIT (PUMP 2, NO MANIFOLD)



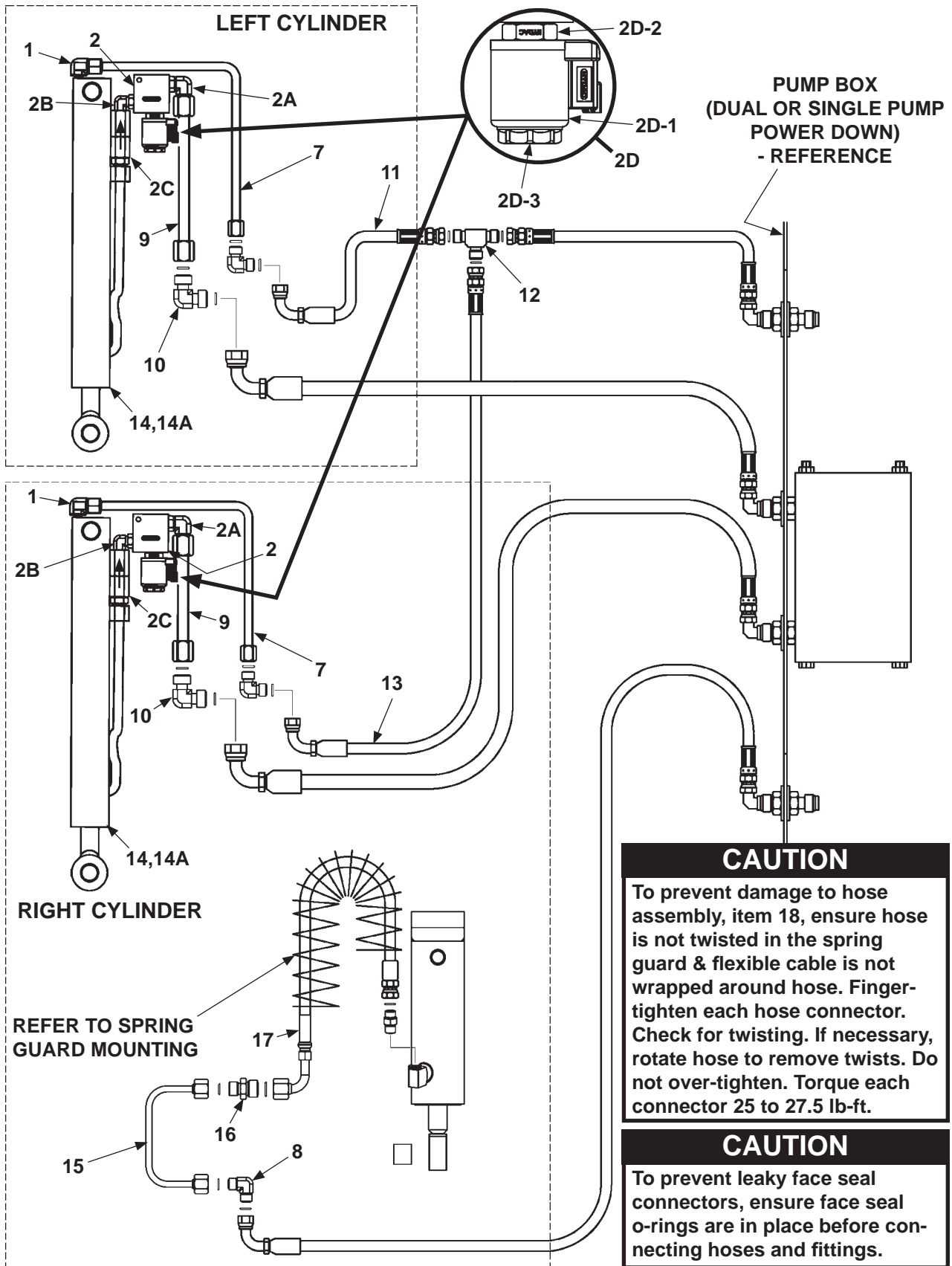
ITEM	QTY.	PART NO.	DESCRIPTION
REF	1	283100-01	12 VDC POWER UNIT (NO MANIFOLD)
1	1	268337-01	MOTOR, 12 VDC HD
2	1	283101-01	PUMP ASSEMBLY, 204
3	1	283102-01	FILTER, PUMP INLET
4	1	284080-01	SWITCH, SOLENOID ASSY, 12VDC
5	1	280404	CABLE ASSY
6	1	260261	OIL SEAL (SHAFT SEAL, NOT SHOWN)
7	1	290020	O-RING (NOT SHOWN)

MAXON[®]

11921 Slauson Ave. Santa Fe Springs, CA. 90670 (800) 227-4116 FAX (888) 771-7713

THIS PAGE INTENTIONALLY LEFT BLANK

HYDRAULIC COMPONENTS (POWER DOWN)



MAXON

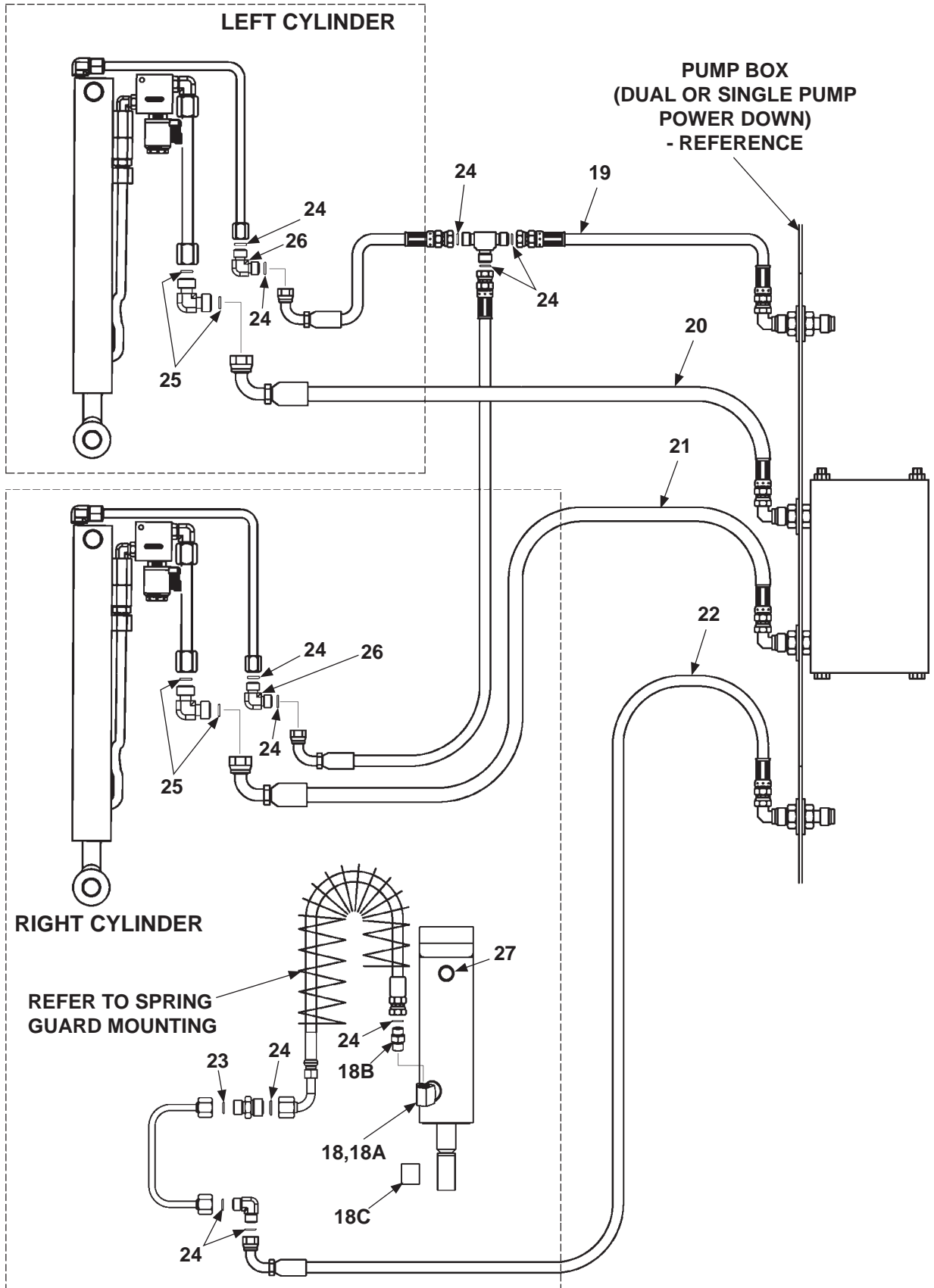
11921 Slauson Ave. Santa Fe Springs, CA. 90670 (800) 227-4116 FAX (888) 771-7713

ITEM	QTY.	PART NO.	DESCRIPTION
1	2	905157	ELBOW, 3/8" X 1/4" M-M
2	2	264307	HYDRAULIC LOCK & VALVE ASSY
2A	1	905158	ELBOW STRAIGHT, #8 X #6 M-M
2B	1	260164	ELBOW, 90°, STRAIGHT, #6 X 1/4" M-M
2C	1	269132-01	VALVE ASSY, PRESSURE COMPENSATED, 3GPM
2D	2	282999-01	HYDRAULIC LOCK VALVE ASSY
2D-1	1	906841-01	COIL, 12 VDC
2D-2	1	906840-01	VALVE CARTRIDGE (2W2P)
2D-3	1	906840-02	NUT, CARTRIDGE VALVE
3	-	-	(INTENTIONALLY BLANK)
4	-	-	(INTENTIONALLY BLANK)
5	-	-	(INTENTIONALLY BLANK)
6	-	-	(INTENTIONALLY BLANK)
7	2	280629-01	RETURN TUBE ASSEMBLY
8	1	906792	ELBOW UNION, #4 M-M
9	2	280628-01	LIFTING TUBE ASSEMBLY
10	2	906830-01	ELBOW UNION, #8 M-M
11	1	264294-02	HP HOSE, 1/4" X 100" LG, #6 FS & #6 FS F-F
12	1	905150	TEE, UNION 3/8" F.S. MALE, 6-JLO
12A	3	906712-02	O-RING #6, 3/8" ORFS TUBE END
13	1	264294-03	HP HOSE, 1/4" X 24" LG, FS #6 F-F
14	2	280663-01	CYLINDER, 1-3/4" DIA. X 53-1/8" STROKE (BMRA-35/-44)
		280663-02	CYLINDER, 2" DIA. X 53-1/8" STROKE (BMRA-55/-66)
14A	1	280524	SEAL KIT, CYL. (BMRA-35/-44)
		280523	SEAL KIT, CYL. (BMRA-55/-66)
15	1	284894-01	TUBE ASSEMBLY, #4
16	1	905180	UNION, FACE SEAL, #6 - #4, 1/4"M - 3/8"M
17	1	264109	HP HOSE, 1/4" X 46" LG, #4 & #6 FS F-F (SEE CAUTION.)

MAXON® 11921 Slauson Ave. Santa Fe Springs, CA. 90670 (800) 227-4116 FAX (888) 771-7713

HYDRAULIC COMPONENTS (POWER DOWN) - Continued

MAXON[®] 11921 Slauson Ave. Santa Fe Springs, CA. 90670 (800) 227-4116 FAX (888) 771-7713



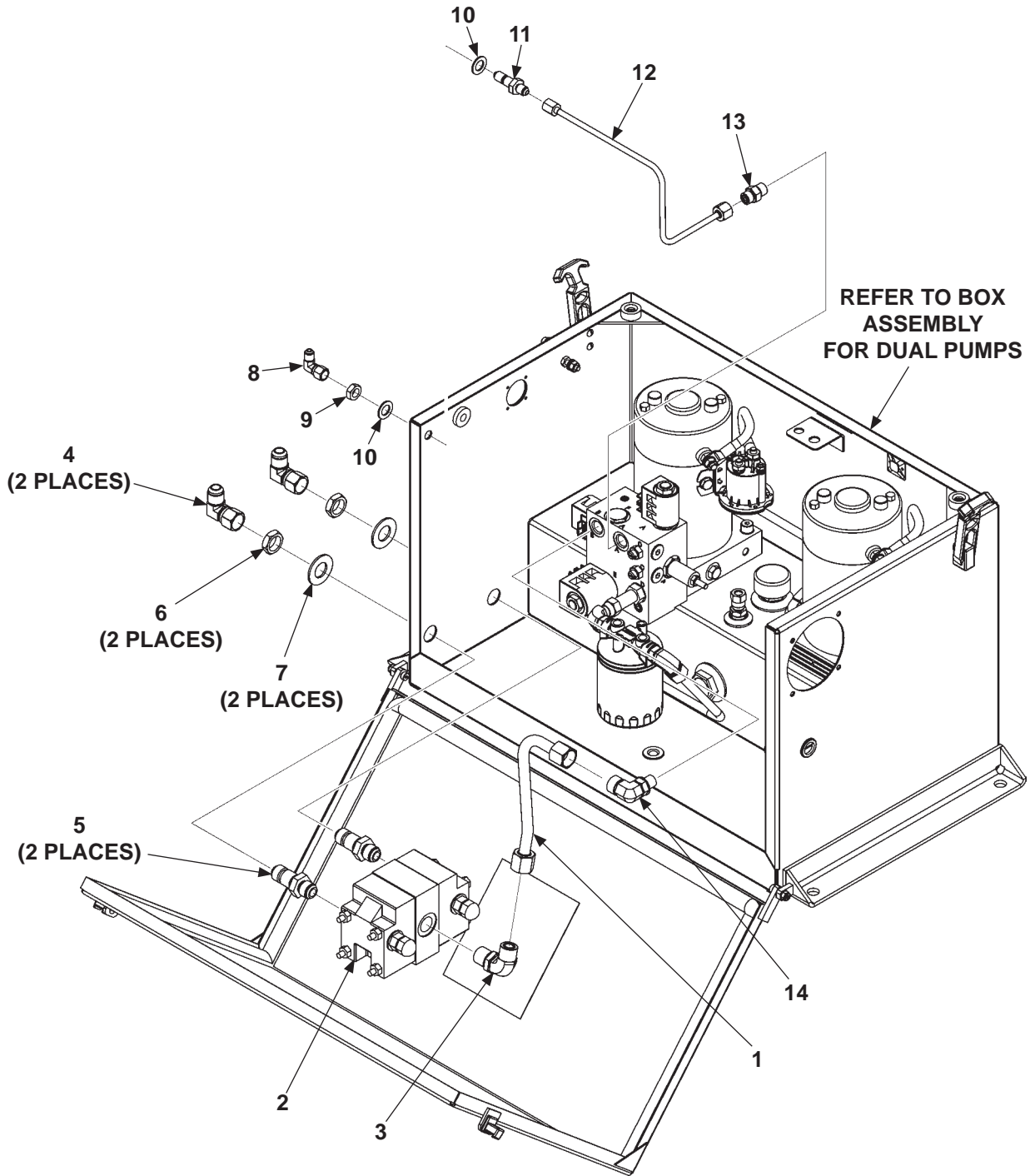
ITEM	QTY.	PART NO.	DESCRIPTION
18	1	264103	CLOSING CYLINDER
18A	1	290060	SEAL KIT, CYLINDER
18B	1	905179	CONNECTOR, #4 X #6 M-M
18C	1	253657	BEARING, SELF-LUBE
19	1	280229-01	HP HOSE, 1/4" X 34" LG, #6 FS JIC#6 F-F
		280229-02	HP HOSE, 1/4" X 166" LG, #6 FS JIC#6 F-F
		280229-03	HP HOSE, 1/4" X 286" LG, #6 FS JIC#6 F-F
20	1	280223-02	HP HOSE, 3/8" X 142" LG, #8 FS JIC#8 F-F
		280223-04	HP HOSE, 3/8" X 274" LG, #8 FS JIC#8 F-F
		280223-06	HP HOSE, 3/8" X 394" LG, #8 FS JIC#8 F-F
21	1	280223-01	HP HOSE, 3/8" X 64" LG, #8 FS JIC#8 F-F
		280223-03	HP HOSE, 3/8" X 196" LG, #8 FS JIC#8 F-F
		280223-05	HP HOSE, 3/8" X 316" LG, #8 FS JIC#8 F-F
22	1	280232-01	HP HOSE, 3/8" X 56" LG, #8 FS JIC#8 F-F
		280232-02	HP HOSE, 3/8" X 188" LG, #8 FS JIC#8 F-F
		280232-03	HP HOSE, 3/8" X 308" LG, #8 FS JIC#8 F-F
23	1	906712-01	O-RING, #4 (1/4" FACE SEAL TUBE-END)
24	11	906712-02	O-RING, #6 (3/8" FACE SEAL TUBE-END)
25	4	906712-03	O-RING, #8 (1/2" FACE SEAL TUBE-END)
26	2	906829-01	ELBOW UNION, FACE SEAL, #6 M-M
27	1	040494	BREATHER

MAXON[®] 11921 Slauson Ave. Santa Fe Springs, CA. 90670 (800) 227-4116 FAX (888) 771-7713

DUAL PUMP ASSEMBLY (GRAVITY DOWN)

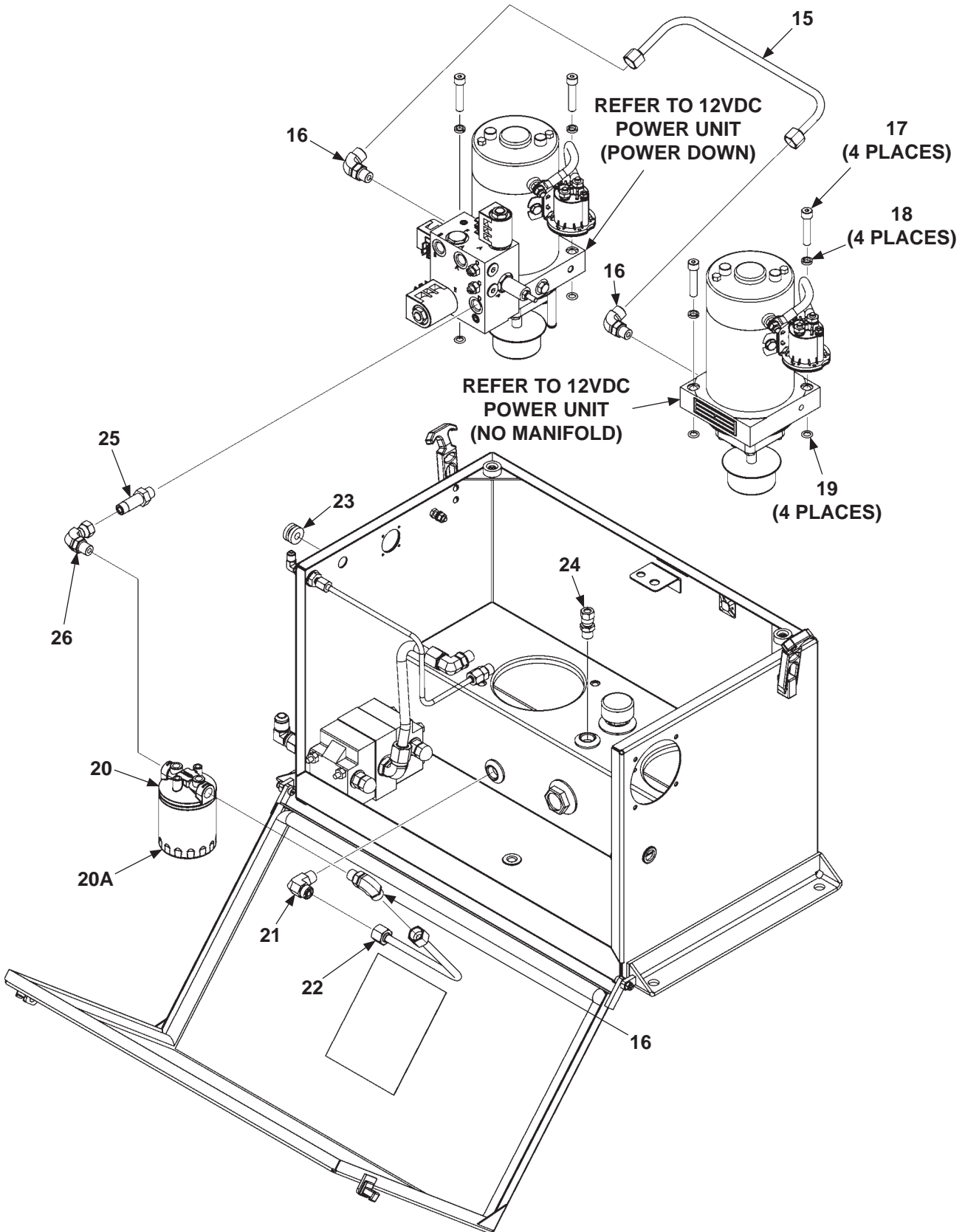
MAXON[®]

11921 Slauson Ave. Santa Fe Springs, CA. 90670 (800) 227-4116 FAX (888) 771-7713



ITEM	QTY.	PART NO.	DESCRIPTION
REF	-	283070-01	DUAL PUMP ASSEMBLY, GRAVITY DOWN
1	1	269372-01	POWER UP TUBE ASSEMBLY, 1/2"
2	1	253513	FLOW DIVIDER
3	1	906704-01	ELBOW, NPSC, SAE #8 F/S O-RING M-M
4	2	260120	ELBOW, 90°, SAE 37°, JIC#8-M & JIC#8-F
5	2	261461	UNION, BULKHEAD, SAE 37° FLARE TWIN
6	2	261462	NUT, BULKHEAD, SAE 37° FLARE TWIN
7	2	902013-16	FLAT WASHER, 3/4"
8	1	905027	ELBOW, JIC #4 M-F SW
9	1	905085	NUT, BULKHEAD, JIC#4
10	2	902000-14	FLAT WASHER, 1/2" X 1/16" THK.
11	1	905096	STRAIGHT UNION JIC#4
12	1	269371-01	POWER CLOSE TUBE ASSEMBLY, 1/4"
13	1	905179	STRAIGHT CONNECTOR, F/S #4 O-RING #6 M-M
14	1	905158	STRAIGHT ELBOW, F/S #8 O-RING #6 M-M

DUAL PUMP ASSEMBLY (GRAVITY DOWN) - Continued



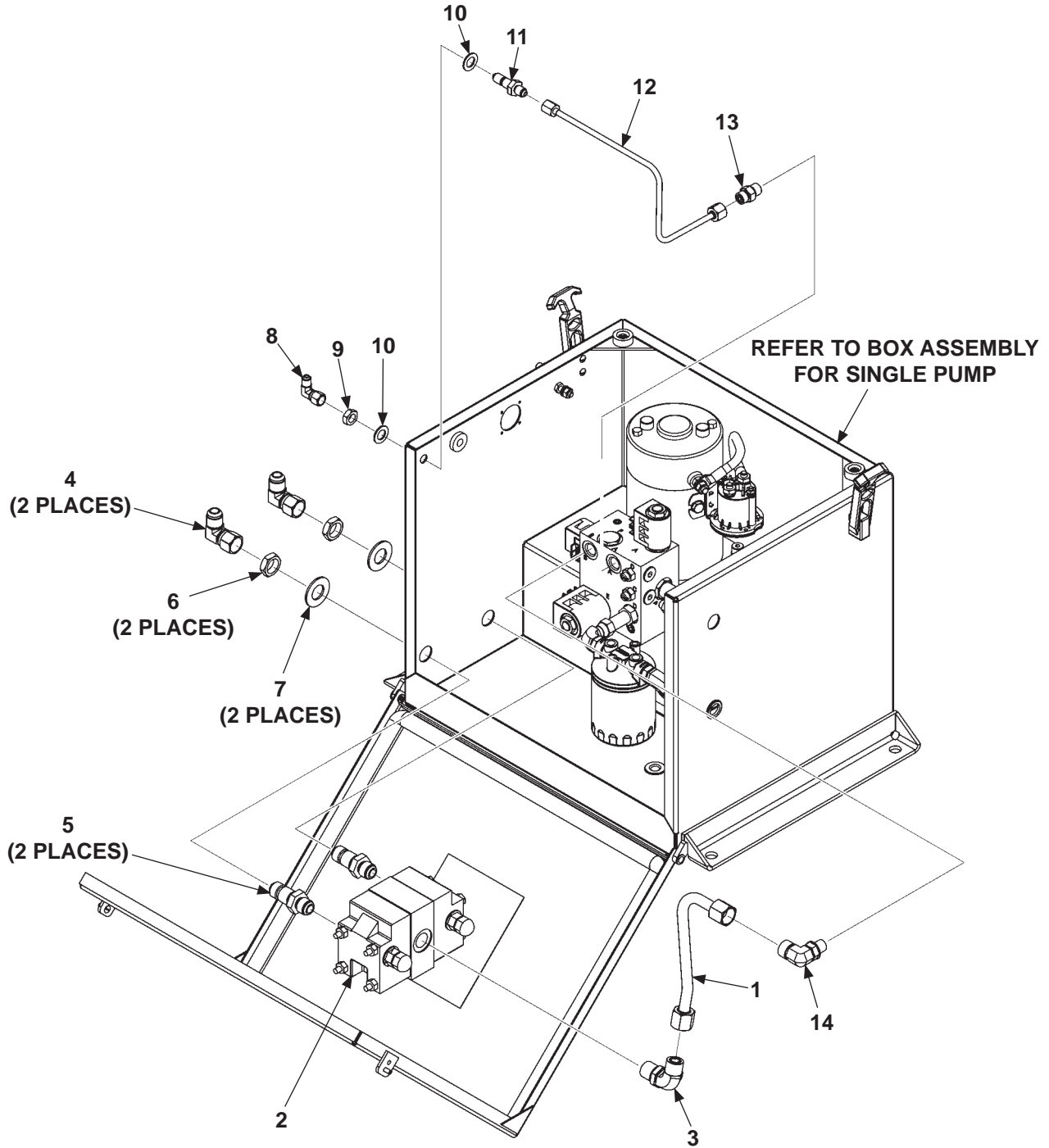
MAXON[®]
 11921 Slauson Ave. Santa Fe Springs, CA. 90670 (800) 227-4116 FAX (888) 771-7713

ITEM	QTY.	PART NO.	DESCRIPTION
15	1	269370-01	PUMP TO PUMP TUBE ASSEMBLY, 3/8"
16	3	906707-01	ELBOW, NPSC, SAE #6 F/S O-RING M-M
17	4	263951	CAP SCREW, 3/8"-16 X 1-3/4" LG.
18	4	263952	LOCK WASHER, 3/8"
19	4	908025-01	O-RING
20	1	268835-01	SPIN-ON OIL FILTER (HEAD & CARTRIDGE)
20A	1	262412	FILTER (SPIN-ON CARTRIDGE)
21	1	906735-01	ELBOW, #6 M O-RING, 3/8" M NPT
22	1	269373-01	OIL FILTER TUBE ASSEMBLY, 3/8"
23	1	263981	GROMMET, 3/8" X 5/8"
24	1	202402	AIR FITTING
25	1	906705-01	LONG CONNECTOR, NPSC SAE #6
26	1	906708-01	ELBOW, NPSC, SAE #6 O-RING M-F SWIVEL

SINGLE PUMP ASSEMBLY (GRAVITY DOWN)

MAXON[®]

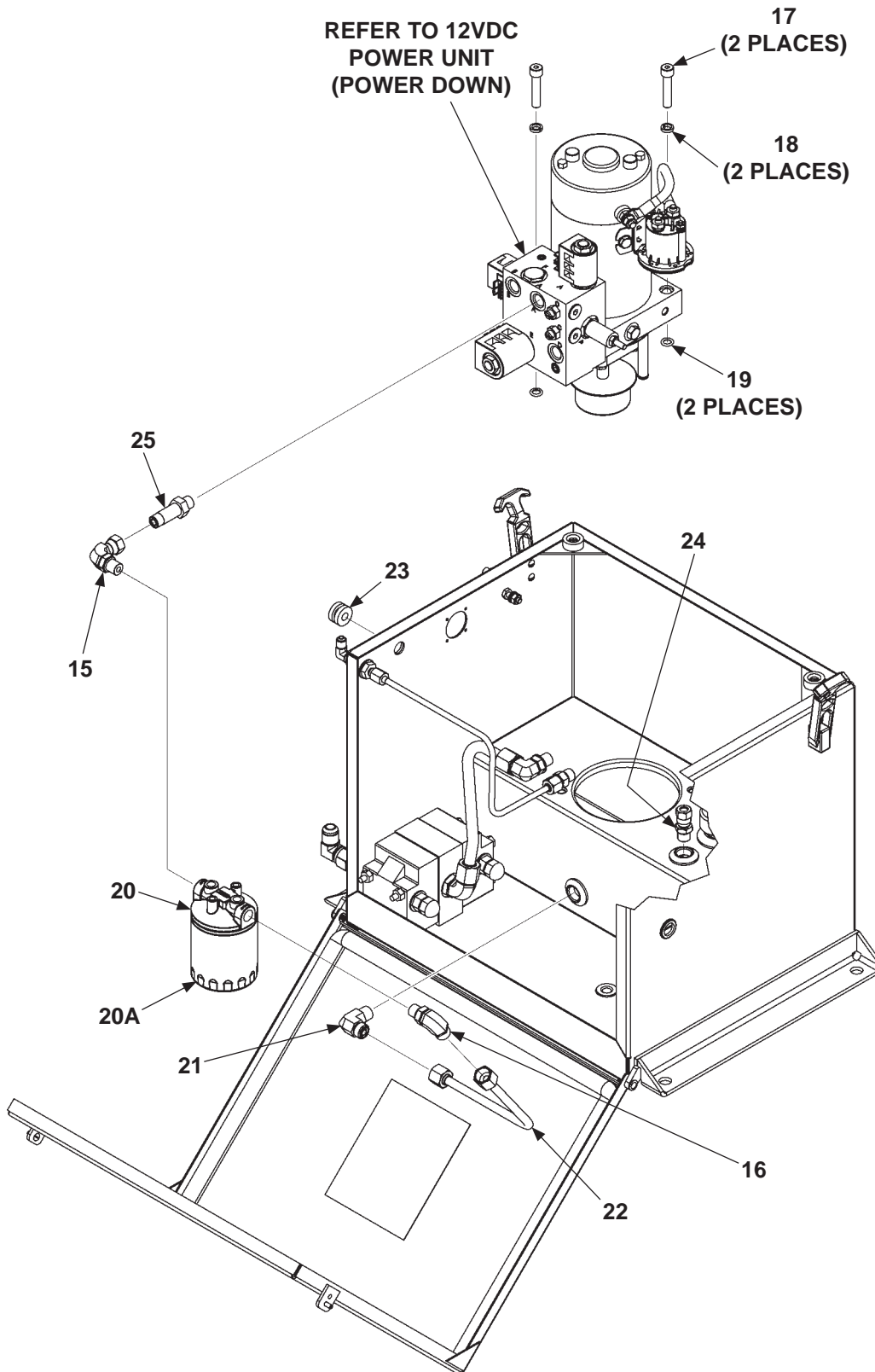
11921 Slauson Ave. Santa Fe Springs, CA. 90670 (800) 227-4116 FAX (888) 771-7713



ITEM	QTY.	PART NO.	DESCRIPTION
REF	-	283301-01	DUAL PUMP ASSEMBLY, GRAVITY DOWN
1	1	269375-01	POWER UP TUBE ASSEMBLY, 1/2"
2	1	253513	FLOW DIVIDER
3	1	906704-01	ELBOW, NPSC, SAE #8 F/S O-RING M-M
4	2	260120	ELBOW, 90°, SAE 37°, JIC#8-M & JIC#8-F
5	2	261461	UNION, BULKHEAD, SAE 37° FLARE TWIN
6	2	261462	NUT, BULKHEAD, SAE 37° FLARE TWIN
7	2	902000-20	FLAT WASHER, 3/4"
8	1	905027	ELBOW, JIC #4 M-F SW
9	1	905085	NUT, BULKHEAD, JIC#4
10	2	902000-14	FLAT WASHER, 1/2" X 1/16" THK.
11	1	905096	STRAIGHT UNION JIC#4
12	1	269374-01	POWER CLOSE TUBE ASSEMBLY, 1/4"
13	1	905179	STRAIGHT CONNECTOR, F/S #4 O-RING #6 M-M
14	1	905158	STRAIGHT ELBOW, F/S #8 O-RING #6 M-M

SINGLE PUMP ASSEMBLY (GRAVITY DOWN) - Continued

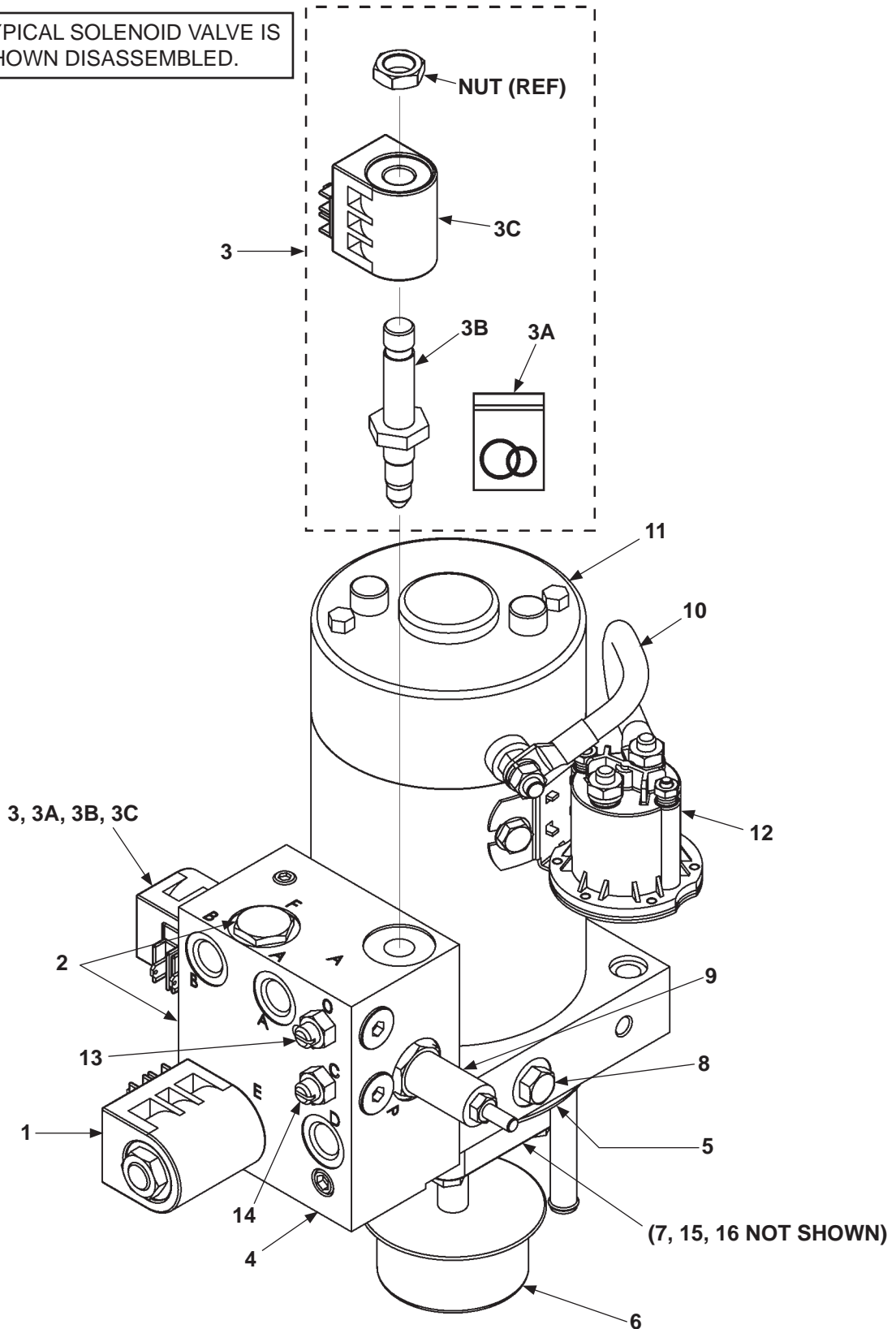
MAXON[®] 11921 Slauson Ave. Santa Fe Springs, CA. 90670 (800) 227-4116 FAX (888) 771-7713



ITEM	QTY.	PART NO.	DESCRIPTION
15	1	906708-01	ELBOW, NPSC, SAE #6 O-RING M-F SWIVEL
16	1	906707-01	ELBOW, NPSC, SAE #6 F/S O-RING M-M
17	2	263951	CAP SCREW, 3/8"-16 X 1-3/4" LG.
18	2	263952	LOCK WASHER, 3/8"
19	2	908025-01	O-RING
20	1	268835-01	SPIN-ON OIL FILTER (HEAD & CARTRIDGE)
20A	1	262412	FILTER (SPIN-ON CARTRIDGE)
21	1	906735-01	ELBOW, #6 M O-RING, 3/8" M NPT
22	1	269376-01	OIL FILTER TUBE ASSEMBLY, 3/8"
23	1	263981	GROMMET, 3/8" X 5/8"
24	1	202402	AIR FITTING
25	1	906705-01	LONG CONNECTOR, NPSC SAE #6

12VDC POWER UNIT (GRAVITY DOWN)

NOTE: TYPICAL SOLENOID VALVE IS SHOWN DISASSEMBLED.



MAXON® 11921 Slauson Ave. Santa Fe Springs, CA. 90670 (800) 227-4116 FAX (888) 771-7713

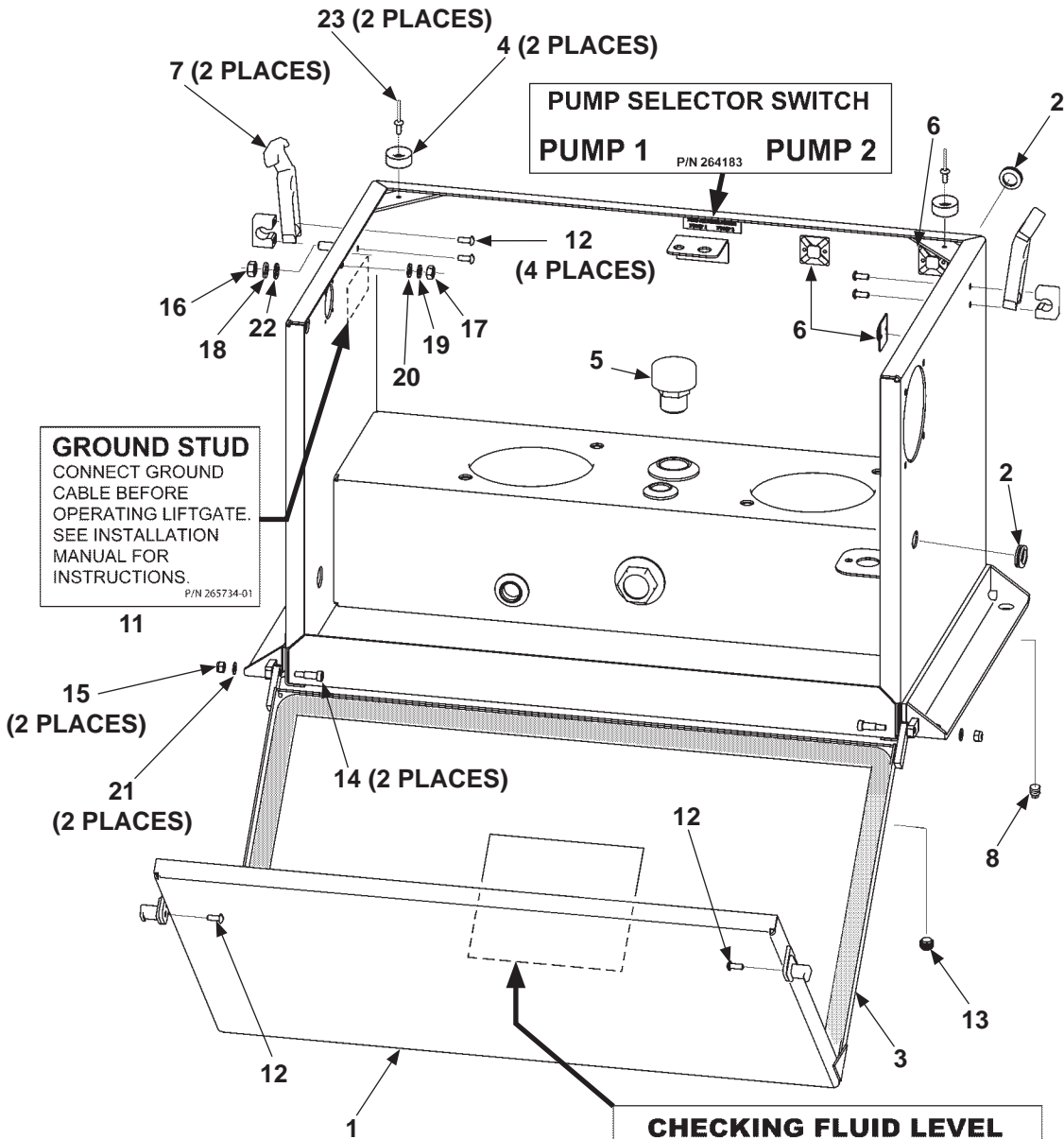
ITEM	QTY.	PART NO.	DESCRIPTION
REF	-	283071-01	PUMP/MOTOR, GRAVITY DOWN
1	1	290019	VALVE, 2 POSITION, 3-WAY
2	2	290033	CHECK VALVE
3	2	290043	VALVE, 2 POSITION, 2-WAY
3A	1	226594	O-RING KIT, 2-WAY VALVE
3B	1	290044	VALVE CARTRIDGE ONLY
3C	1	290045	COIL ONLY
4	1	290029	MANIFOLD BLOCK ASSEMBLY (GRAVITY DOWN)
5	1	251884	O-RING
6	1	283102-01	FILTER, PUMP INLET
7	1	260261	OIL SEAL (SHAFT SEAL, NOT SHOWN)
8	1	260229	RELIEF VALVE (2750 PSI)
9	1	290035	RELIEF VALVE (2400 PSI)
10	1	280404	CABLE ASSY
11	1	268337-01	MOTOR, 12 VDC HD
12	1	284080-01	SWITCH, SOLENOID
13	1	290031	NEEDLE VALVE OPENING ADJUSTMENT
14	1	290032	NEEDLE VALVE CLOSING ADJUSTMENT
15	1	283101-01	PUMP ASSEMBLY (NOT SHOWN)
16	1	290020	O-RING (NOT SHOWN)

MAXON[®] 11921 Slauson Ave. Santa Fe Springs, CA. 90670 (800) 227-4116 FAX (888) 771-7713

BOX ASSEMBLY FOR DUAL PUMPS

MAXON

11921 Slauson Ave. Santa Fe Springs, CA. 90670 (800) 227-4116 FAX (888) 771-7713



GROUND STUD
 CONNECT GROUND CABLE BEFORE OPERATING LIFTGATE. SEE INSTALLATION MANUAL FOR INSTRUCTIONS.
 P/N 265734-01

CHECKING FLUID LEVEL

1. Check oil level with platform up and stowed.
2. Open pump box cover to view sight glass. If fluid is below center of sight glass, add correct grade of hydraulic fluid to bring level to center of sight glass.

HYDRAULIC FLUID GRADES	
	+120°F + 50° F Use ISO-32
	+ 70° F & Below Use ISO-15 or MIL-H-5606

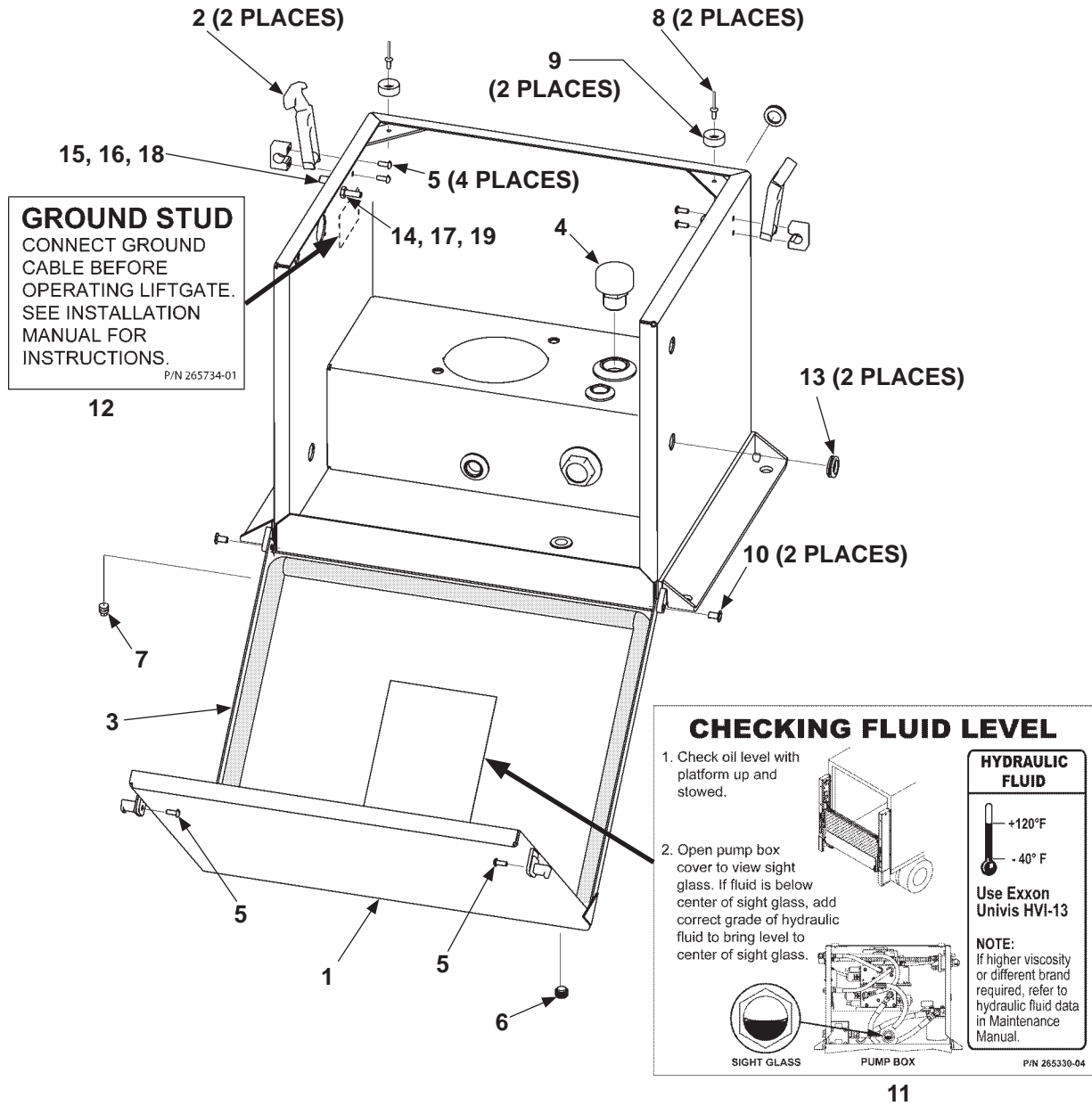
SIGHT GLASS PUMP BOX P/N 265330-04

ITEM	QTY.	PART NO.	DESCRIPTION
REF	1	283090-01	BOX ASSEMBLY, DUAL PUMP (BMRA)
1	1	268205-01	COVER WELDMENT
2	2	261416	GROMMET, 3/4"
3	1	261544-05	RUBBER SEAL, 106"
4	2	262940	BUMPER, 15/16" X 3/16" X 3/8"
5	1	263369	FILLER
6	3	263527	CABLE TIE MOUNTING BASE
7	2	263791	LATCH
8	1	264271	PLUG, 1/4" (MAGNETIZED)
9	1	264183	DECAL, PUMP SELECTOR SWITCH
10	1	265330-04	DECAL, HYDRAULIC FLUID LEVEL (BMR)
11	1	265734-01	DECAL, GROUND STUD
12	6	030029	BOLT, 10"-24 X 1/2"
13	1	030937	HEX PLUG, 1/4"
14	2	900060-3	SHOULDER SCREW, 1/4" X 1/2" LG.
15	2	901003	NYLON NUT, 10"-24
16	1	901011-3	HEX HEAD NUT, 5/16"-18 UNC-2B
17	1	901011-1	HEX HEAD NUT, 1/4"-20 UNC-2B
18	1	902011-3	LOCK WASHER, 5/16" X 5/64" GR8 ZINC
19	1	902011-2	LOCK WASHER, 1/4" X 1/16" THK
20	1	902000-1	FLAT WASHER, 1/4" X 1/16" USS ZINC
21	2	902000-5	FLAT WASHER, #10 1/32" THK
22	1	902000-8	FLAT WASHER, 5/16" X 1/16" THK
23	2	904004-3	BLIND RIVET, 3/16" X 9/16"

BOX ASSEMBLY FOR SINGLE PUMP

MAXON®

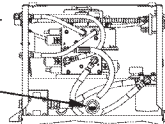
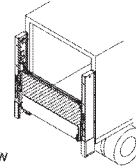
11921 Slauson Ave. Santa Fe Springs, CA. 90670 (800) 227-4116 FAX (888) 771-7713



GROUND STUD
 CONNECT GROUND
 CABLE BEFORE
 OPERATING LIFTGATE.
 SEE INSTALLATION
 MANUAL FOR
 INSTRUCTIONS.
 P/N 265734-01

CHECKING FLUID LEVEL

1. Check oil level with platform up and stowed.
2. Open pump box cover to view sight glass. If fluid is below center of sight glass, add correct grade of hydraulic fluid to bring level to center of sight glass.



HYDRAULIC FLUID



Use Exxon
 Univis HVI-13

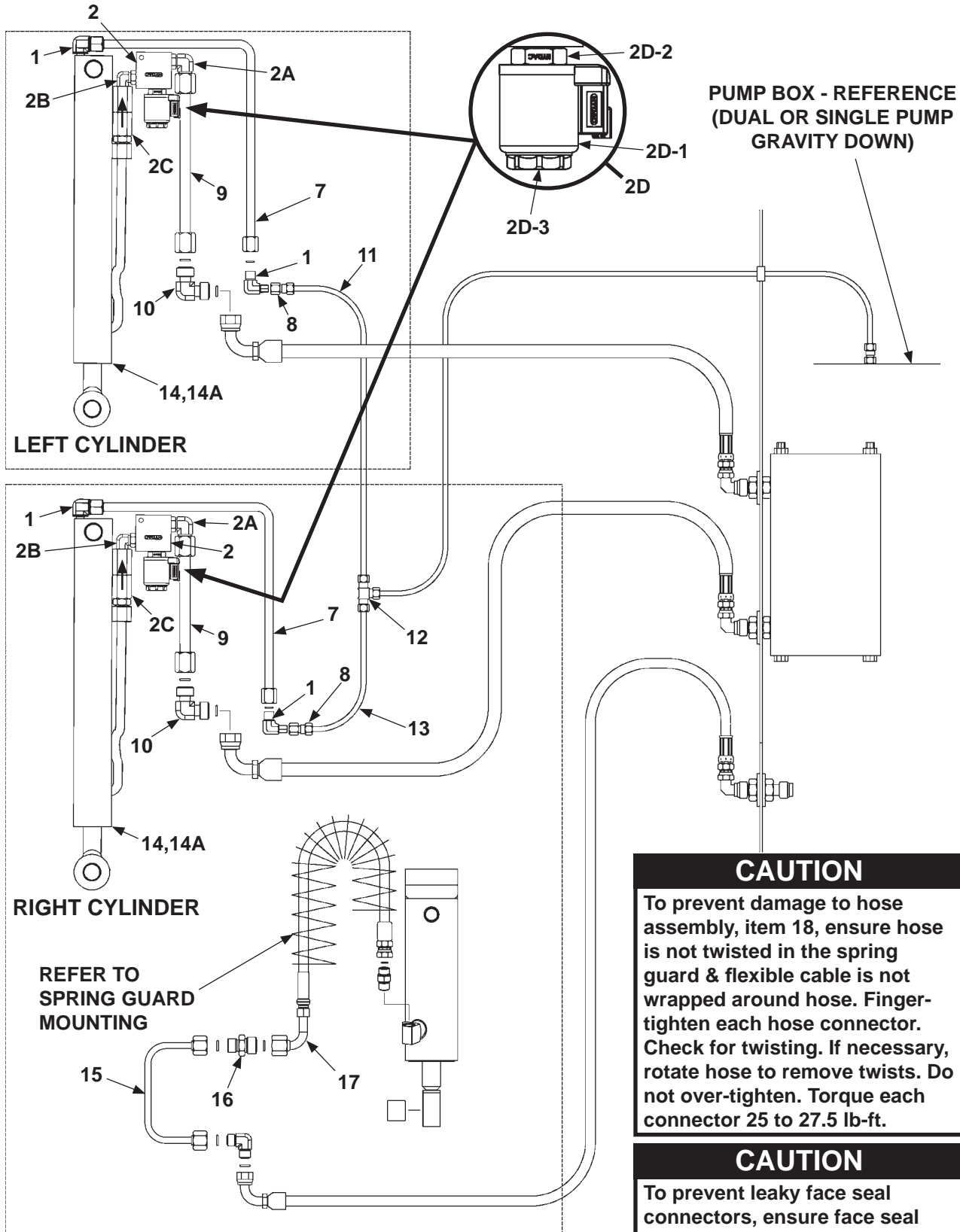
NOTE:
 If higher viscosity
 or different brand
 required, refer to
 hydraulic fluid data
 in Maintenance
 Manual.

P/N 265330-04

11

ITEM	QTY.	PART NO.	DESCRIPTION
REF	1	283095-01	BOX ASSEMBLY, SINGLE PUMP (BMRA)
1	1	280228	COVER WELDMENT
2	2	263791	LATCH
3	1	261544-01	RUBBER SEAL, 100" LG.
4	1	263369	FILLER
5	6	030029	BOLT, 10"-24 X 1/2"
6	1	030937	HEX PLUG, 1/4"
7	1	264271	PLUG, 1/4" (MAGNETIZED)
8	2	904004-3	BLIND RIVET, 3/16" X 9/16"
9	2	262940	BUMPER, 15/16" X 3/16" X 3/8"
10	2	905213	SEMI-TUBULAR RIVET
11	1	265330-04	DECAL, HYDRAULIC FLUID LEVEL (BMR)
12	1	265734-01	DECAL, GROUND STUD
13	2	261416	GROMMET, 3/4"
14	1	901011-1	HEX HEAD NUT, 1/4"-20 UNC-2B
15	1	901011-3	HEX HEAD NUT, 5/16"-18 UNC-2B
16	1	902011-3	LOCK WASHER, 5/16" X 5/64" GR8 ZINC
17	1	902011-2	LOCK WASHER, 1/4" X 1/16" THK
18	1	902000-8	FLAT WASHER, 5/16" X 1/16" THK
19	1	902000-1	FLAT WASHER, 1/4 "X 1/16" USS ZINC

HYDRAULIC COMPONENTS (GRAVITY DOWN)



CAUTION

To prevent damage to hose assembly, item 18, ensure hose is not twisted in the spring guard & flexible cable is not wrapped around hose. Fingertighten each hose connector. Check for twisting. If necessary, rotate hose to remove twists. Do not over-tighten. Torque each connector 25 to 27.5 lb-ft.

CAUTION

To prevent leaky face seal connectors, ensure face seal o-rings are in place before connecting hoses and fittings.

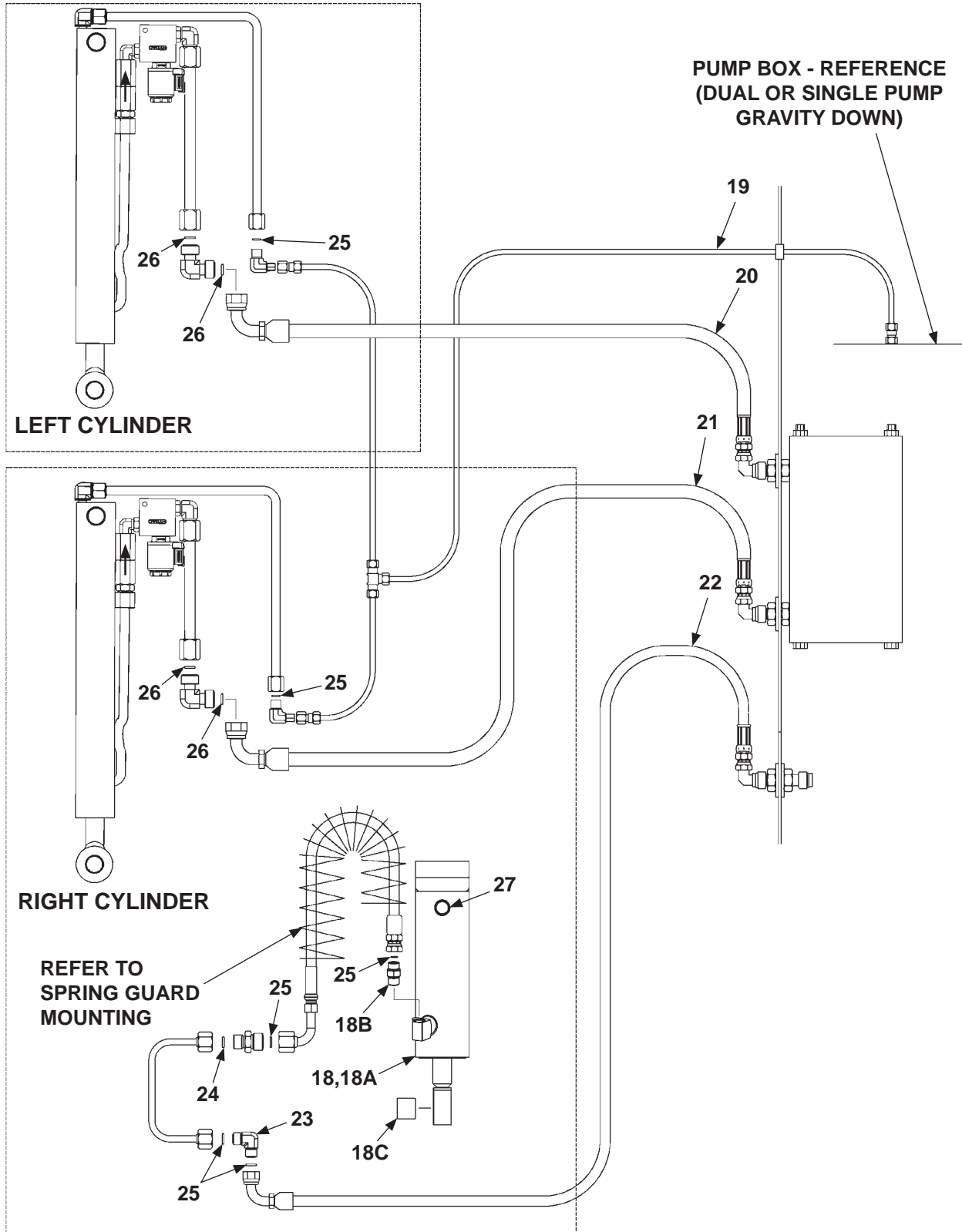
MAXON

11921 Slauson Ave. Santa Fe Springs, CA. 90670 (800) 227-4116 FAX (888) 771-7713

ITEM	QTY.	PART NO.	DESCRIPTION
1	4	905157	ELBOW, 3/8" X 1/4" M-M
2	2	264307	HYDRAULIC LOCK & VALVE
2A	2	905158	ELBOW STRAIGHT, #8 X #6 M-M
2B	2	260164	ELBOW, 90° STRAIGHT, #6 X 1/4" M-M
2C	2	269132-01	VALVE ASSY, PRESSURE COMPENSATED, 3GPM
2D	2	282999-01	HYDRAULIC LOCK VALVE ASSY
2D-1	1	906841-01	COIL, 12 VDC
2D-2	1	906840-01	VALVE CARTRIDGE (2W2P)
2D-3	1	906840-02	NUT, CARTRIDGE VALVE
3	-	-	(INTENTIONALLY BLANK)
4	-	-	(INTENTIONALLY BLANK)
5	-	-	(INTENTIONALLY BLANK)
6	-	-	(INTENTIONALLY BLANK)
7	2	280629-01	RETURN TUBE ASSEMBLY
8	2	905156	AIR BRAKE CONNECTOR
9	2	280628-01	LIFTING TUBE ASSEMBLY
10	2	906830-01	ELBOW UNION, #8 M-M
11	1	099996-05	TUBING, 108" LG.
12	1	905155	TEE, 3/8"
13	1	099996-06	TUBING, 24" LG.
14	2	280663-01	CYLINDER, 1-3/4" DIA. X 53-1/8" STROKE (BMRA-35/-44)
		280663-02	CYLINDER, 2" DIA. X 53-1/8" STROKE (BMRA-55/-66)
14A	1	280524	SEAL KIT, CYL. (BMRA-35/-44)
		280523	SEAL KIT, CYL. (BMRA-55/-66)
15	1	284894-01	TUBE ASSEMBLY, #4
16	1	905180	UNION, FACE SEAL, #6 - #4, 1/4"M - 3/8"M
17	1	264109	HP HOSE, 1/4" X 46" LG, #4 & #6 FS F-F (SEE CAUTION.)

HYDRAULIC COMPONENTS (GRAVITY DOWN) - Continued

MAXON[®] 11921 Slauson Ave. Santa Fe Springs, CA. 90670 (800) 227-4116 FAX (888) 771-7713

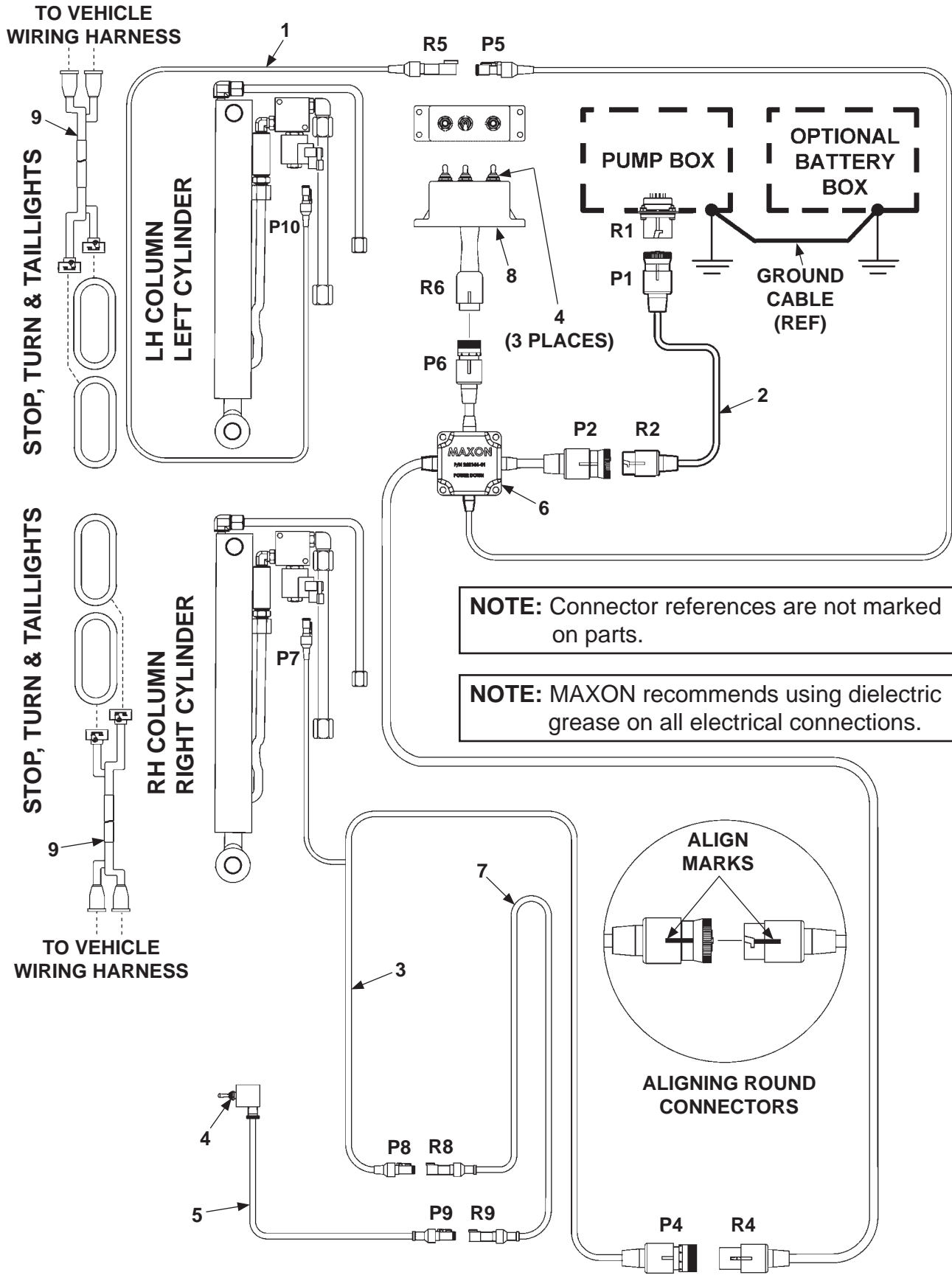


ITEM	QTY.	PART NO.	DESCRIPTION
18	1	264103	CLOSING CYLINDER
18A	1	268010SK-01COMB	SEAL KIT, CYLINDER
18B	1	905179	CONNECTOR, #4 X #6 M-M
18C	1	253657	BEARING, SELF LUBE
19	1	099996-02	TUBING, 84" LG.
		099996-03	TUBING, 192" LG.
		099996-08	TUBING, 324" LG.
20	1	280223-02	HP HOSE, 3/8" X 166" LG, #8 FS
		280223-04	HP HOSE, 3/8" X 274" LG, #8 FS
		280223-06	HP HOSE, 3/8" X 394" LG, #8 FS
21	1	280223-01	HP HOSE, 3/8" X 64" LG, #8 FS
		280223-03	HP HOSE, 3/8" X 196" LG, #8 FS
		280223-05	HP HOSE, 3/8" X 316" LG, #8 FS
22	1	280232-01	HP HOSE, 3/8" X 56" LG, #8 FS
		280232-02	HP HOSE, 3/8" X 188" LG, #8 FS
		280232-03	HP HOSE, 3/8" X 308" LG, #8 FS
23	1	906792	ELBOW UNION, #4 M-M
24	1	906712-01	O-RING, #4 (1/4" FACE SEAL TUBE-END)
25	6	906712-02	O-RING, #6 (3/8" FACE SEAL TUBE-END)
26	4	906712-03	O-RING, #8 (1/2" FACE SEAL TUBE-END)
27	1	040494	BREATHER

MAXON[®] 11921 Slauson Ave. Santa Fe Springs, CA. 90670 (800) 227-4116 FAX (888) 771-7713

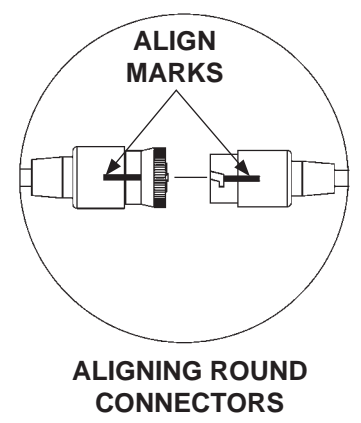
ELECTRICAL COMPONENTS SECTION

MAXON® 11921 Slauson Ave. Santa Fe Springs, CA. 90670 (800) 227-4116 FAX (888) 771-7713



NOTE: Connector references are not marked on parts.

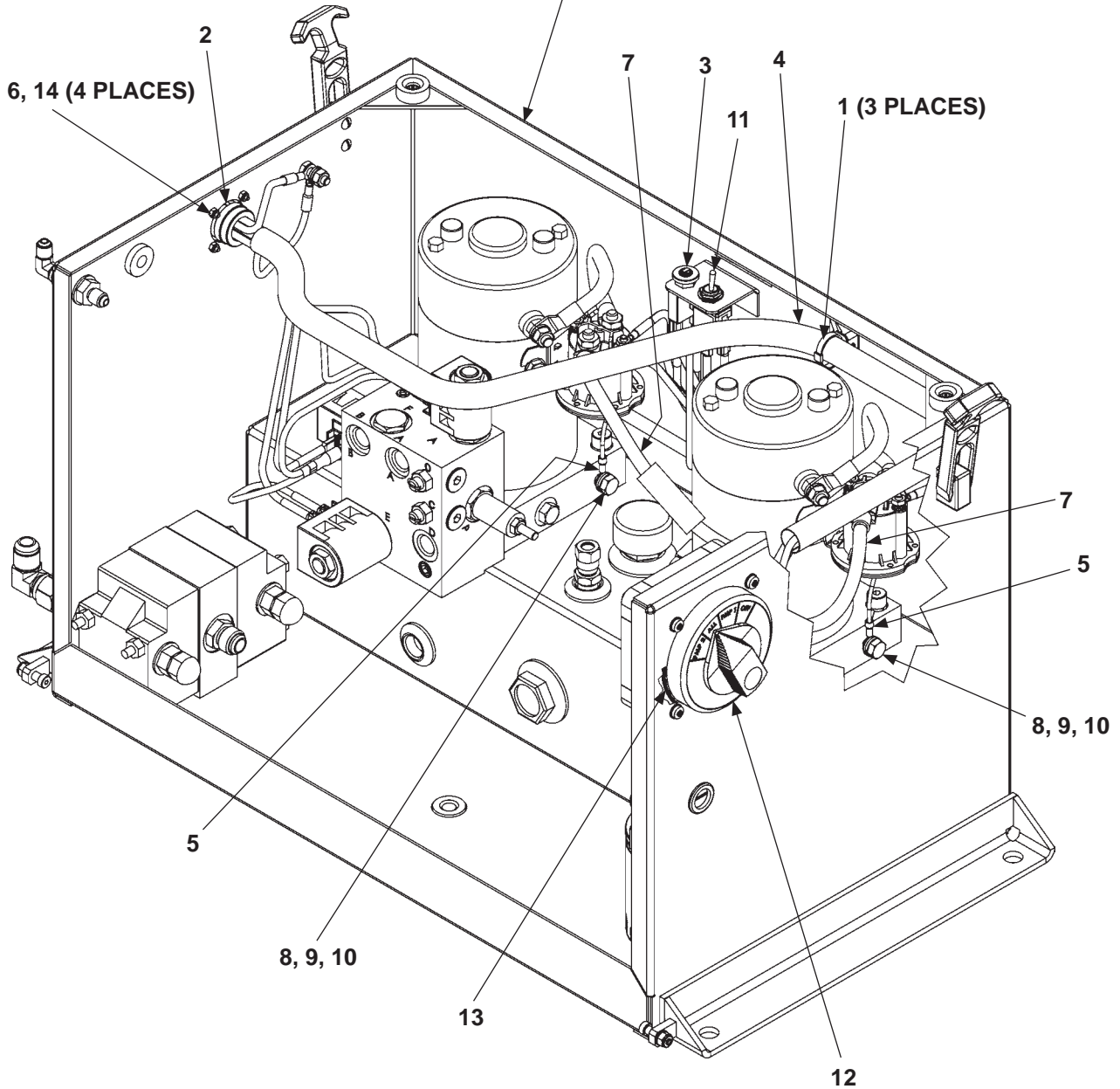
NOTE: MAXON recommends using dielectric grease on all electrical connections.



ITEM	QTY.	PART NO.	DESCRIPTION
1	1	268146-01	MOLDED CABLE (LH COLUMN)
2	1	268143-04	MOLDED EXTENSION CABLE, PUMP BOX, 267" LG.
		268143-03	MOLDED EXTENSION CABLE, PUMP BOX, 147" LG.
		268143-02	MOLDED EXTENSION CABLE, PUMP BOX, 63" LG.
3	1	269042-01	MOLDED HARNESS (RH COLUMN)
4	1	905206	SWITCH SEAL BOOT, HALF-TOGGLE
5	1	268142-01	MOLDED SWITCH & CABLE, BMRA
6	1	268144-02	MOLDED INTERCONNECT HARN, BMR-A GRAVITY DN
		268144-01	MOLDED INTERCONNECT HARN, BMR-A POWER DN
7	1	280693-01	CABLE ASSEMBLY FLEXIBLE
8	1	280253	CONTROL BOX BMR-A POWER DOWN
		280252	CONTROL BOX BMR-A GRAVITY DOWN
9	2	906621-01	HARNESS ASSEMBLY, STOP/TAIL LIGHTS

ELECTRICAL COMPONENTS - DUAL PUMP BOX

BOX ASSEMBLY FOR DUAL PUMPS
(GRAVITY DOWN PUMP SHOWN)

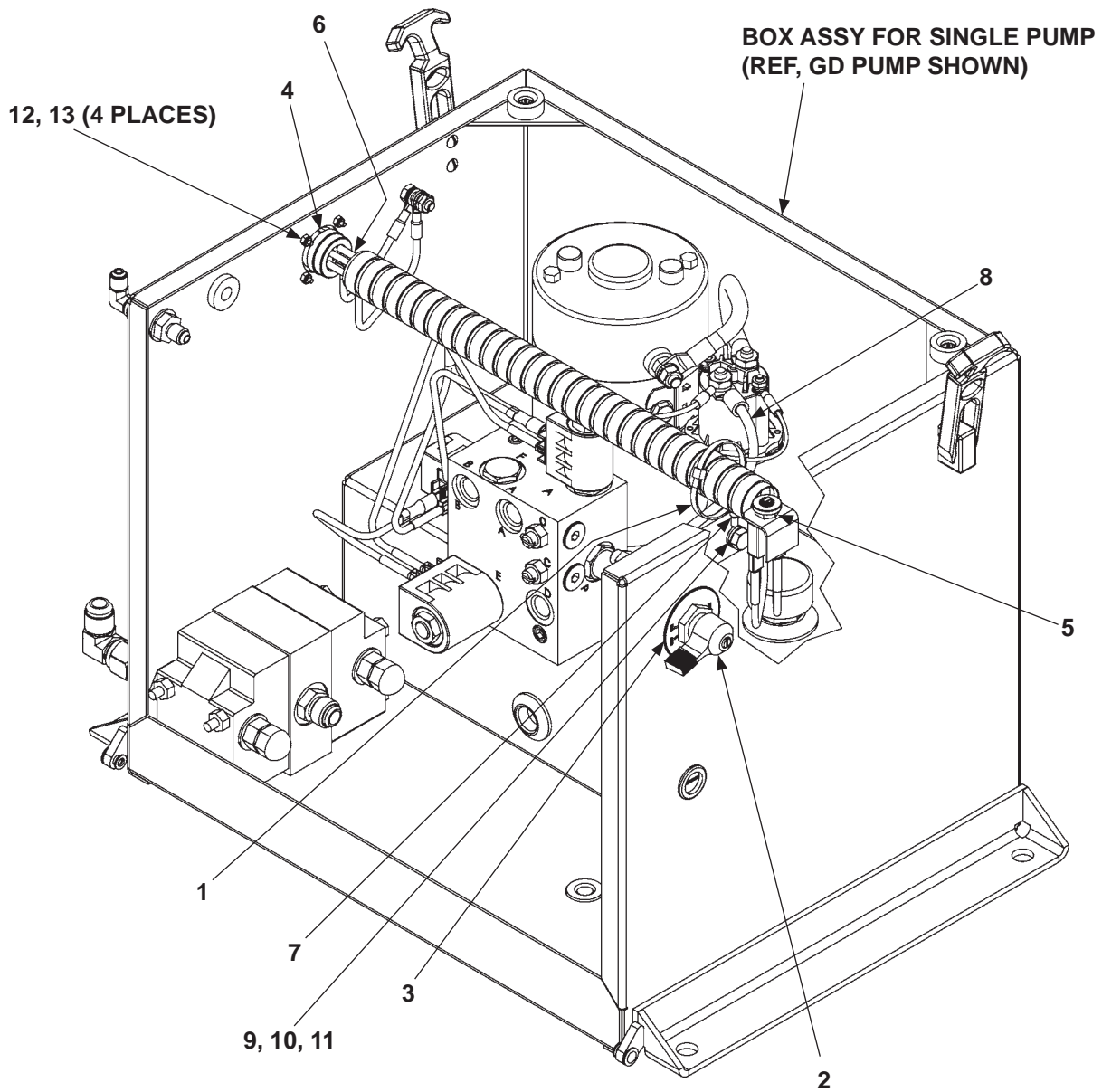


NOTE: MAXON recommends using dielectric grease on all electrical connections.

MAXON® 11921 Slauson Ave. Santa Fe Springs, CA. 90670 (800) 227-4116 FAX (888) 771-7713

ITEM	QTY.	PART NO.	DESCRIPTION
1	3	205780	TIE, PLASTIC 7" (50LB)
2	1	263802-02	GASKET, CONNECTOR (6 PIN)
3	1	264179	CIRCUIT BREAKER, 10 AMP
4	1	283062-01	HARNESS, POWER DOWN
		283072-01	HARNESS, GRAVITY DOWN
5	2	283312-01	WIRE ASSY, 16 GA, 9" LG.
6	4	901007	LOCK NUT, NYLON, #4-40, GR8
7	1	284416-05	CABLE ASSEMBLY, 2 GA, 175 AMP FUSE
8	2	900009-1	CAP SCREW, 5/16"-18 X 5/8" LG, GR8
9	2	902000-8	FLAT WASHER, 5/16" X 1/16" THK
10	2	902011-3	LOCK WASHER, 5/16", GR8
11	1	906577-01	TOGGLE SWITCH
12	1	906590-01	SWITCH, MASTER DISCONNECT
13	1	906591-01	O-RING
14	4	900709-08	PAN HD SCREW, #4-40 X 1/2" LG.

ELECTRICAL COMPONENTS - SINGLE PUMP BOX



NOTE: MAXON recommends using dielectric grease on all electrical connections.

MAXON[®]

11921 Slauson Ave. Santa Fe Springs, CA. 90670 (800) 227-4116 FAX (888) 771-7713

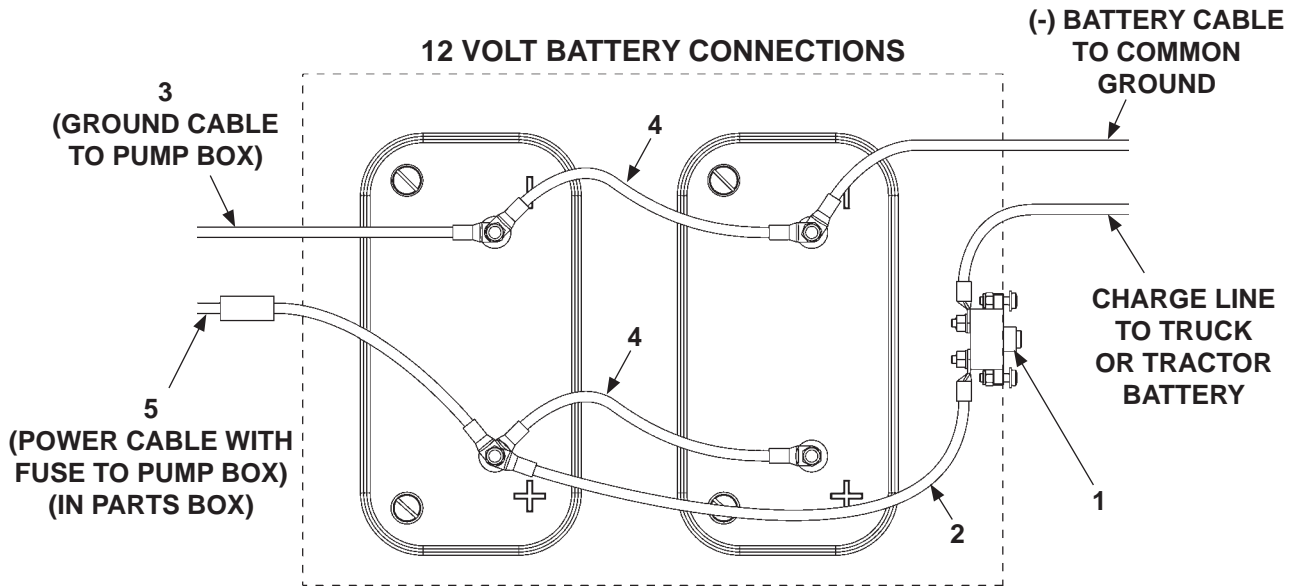
ITEM	QTY.	PART NO.	DESCRIPTION
1	1	205780	TIE, PLASTIC 7" (50LB)
2	1	228754	MASTER SWITCH, O-RING SEALED SHAFT
3	1	228755	PLATE, SWITCH FACE
4	1	283802-02	GASKET, CONNECTOR (6-PIN)
5	1	264179	CIRCUIT BREAKER, 10 AMP
6	1	283302-01	HARNESS, POWER DOWN
		283303-01	HARNESS, GRAVITY DOWN
7	1	283312-01	WIRE ASSEMBLY, 16 GA, 9" LG.
8	1	284416-05	CABLE ASSEMBLY, 2 GA, 175 AMP FUSE
9	1	900009-1	CAP SCREW, 5/16"-18 X 5/8" LG, GR8
10	1	902000-8	FLAT WASHER, 5/16" X 1/16" THK
11	1	902011-3	LOCK WASHER, 5/16", GR8
12	4	900709-08	PAN HD SCREW, #4-40 X 1/2" LG.
13	4	901007	LOCK NUT, NYLON, #4-40, GR8

MAXON[®] 11921 Slauson Ave. Santa Fe Springs, CA. 90670 (800) 227-4116 FAX (888) 771-7713

ELECTRICAL COMPONENTS - BATTERY BOX

MAXON[®]

11921 Slauson Ave. Santa Fe Springs, CA. 90670 (800) 227-4116 FAX (888) 771-7713



NOTE: MAXON recommends using dielectric grease on all electrical connections.

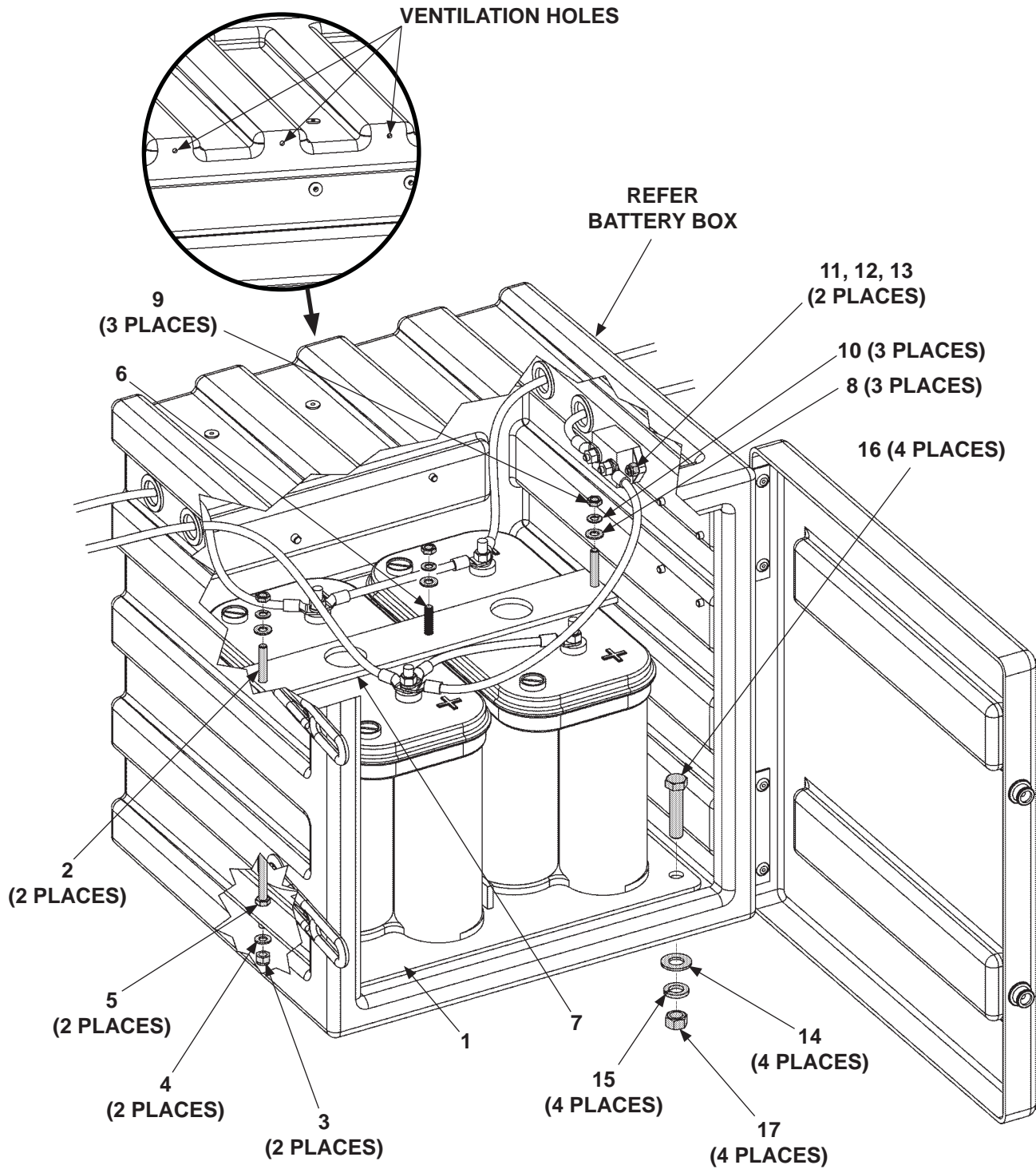
ITEM	QTY	PART NO.	DESCRIPTION
1	1	221736	CIRCUIT BREAKER 150 AMP
2	1	268226-07	CABLE ASSEMBLY, 2 GA, 18" LG.
3	1	268226-06	CABLE ASSEMBLY, 2 GA, 74" LG.
4	2	251871-14	CABLE ASSEMBLY, 2 GA, 10" LG
5	1	285487-02	CABLE ASSEMBLY, 2 GA, 200 AMP, 42" LG.

THIS PAGE INTENTIONALLY LEFT BLANK

BATTERY BOX ASSEMBLY

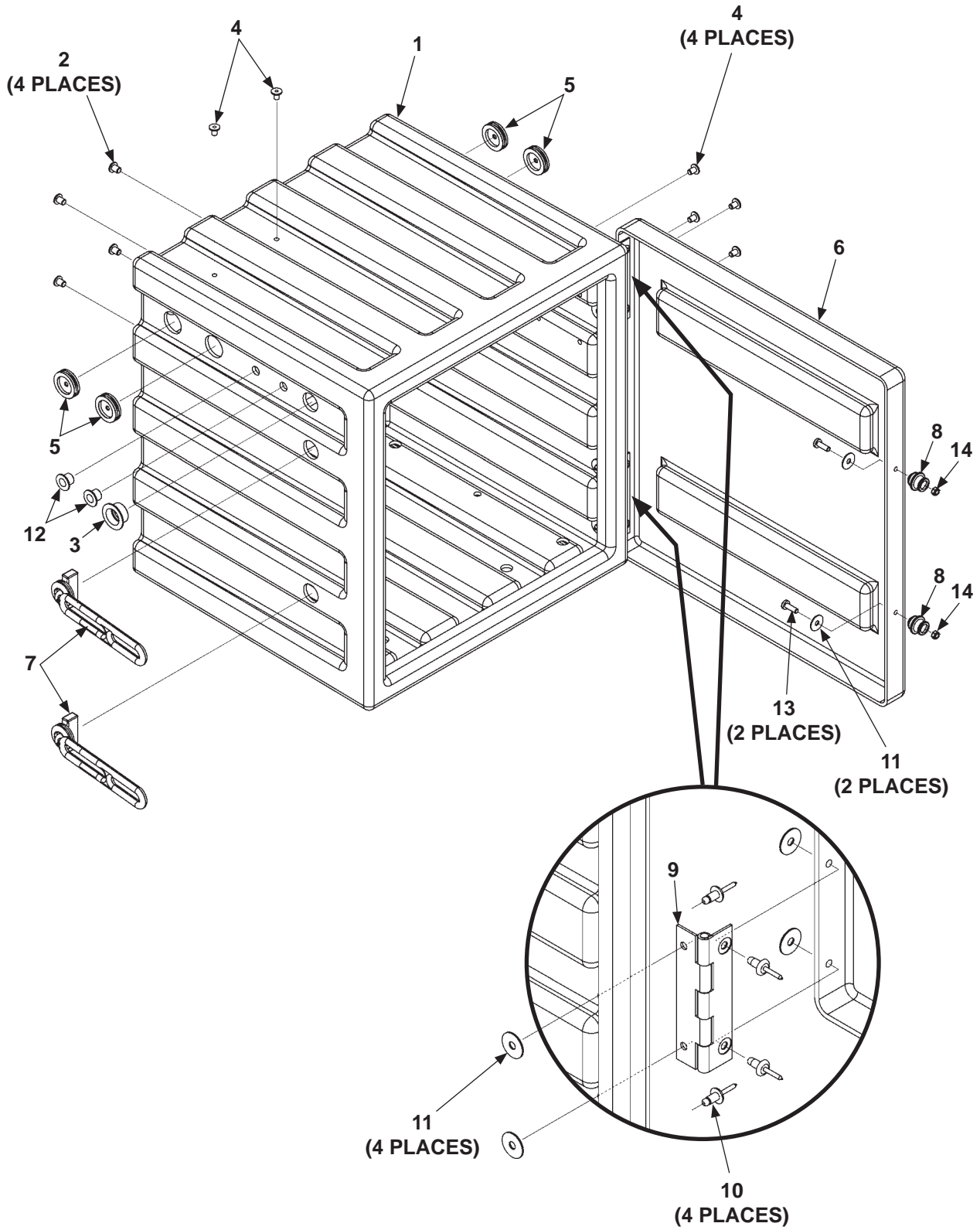
⚠ WARNING

Explosive hydrogen gas from charging batteries can accumulate in battery box if not vented from the box. To prevent hydrogen gas from accumulating, ensure the 3 ventilation holes in battery box are not plugged or covered.



ITEM	QTY	PART NO.	DESCRIPTION
1	1	269535-01G	BATTERY MOUNT PLATE WELDMENT, GALVANIZED
2	2	269533-01	ROD, BATTERY HOLD DOWN
3	2	903106-10	LOCK NUT, 5/16"-18, STAINLESS STEEL
4	2	903434-09	FLAT WASHER, M8, STAINLESS STEEL
5	2	030347	HEX NUT, 5/16-18
6	1	227722-01	ROD, L-SHAPE BATTERY HOLD DOWN
7	1	250479	BRACKET (BATTERY HOLD DOWN)
8	3	902013-10	FLAT WASHER, 5/16"
9	3	901005	HEX NUT, 5/16"-18, GR8
10	3	902011-3	LOCK WASHER, #10
11	2	902013-09	FLAT WASHER, 1/4"
12	2	900002-4	PAN HEAD SCREW, 1/4"-20 X 1 LG.
13	2	901000	LOCK NUT, 1/4"-20
14	4	902013-14	FLAT WASHER, 9/16"
15	4	902011-7	LOCK WASHER, 9/16"
16	4	900033-6	CAP SCREW, 1/2"-20 X 2-1/4" LG., GR8
17	4	901011-10	HEX NUT, 1/2"-20

BATTERY BOX



MAXON[®]
 11921 Slauson Ave. Santa Fe Springs, CA. 90670 (800) 227-4116 FAX (888) 771-7713

ITEM	QTY	PART NO.	DESCRIPTION
REF	1	269561-01	BATTERY BOX
1	1	269526-01	BOX
2	4	908022-03	PLUG, 5/16"
3	1	908022-08	PLUG, 1-1/16"
4	6	908022-07	PLUG, 1/4"
5	4	266428-02	GROMMET, 1"
6	1	269558-01	COVER
7	2	908193-01	RUBBER LATCH
8	2	908194-01	FASTENING KNOB
9	2	285884-01	BATTERY BOX HINGE STAINLESS STEEL
10	8	903715-03	BLIND RIVET, 1/4" X 1/4"-3/8"
11	10	903438-01	WASHER, 1/4"
12	2	908022-05	PLUG, 9/16"
13	2	900719-07	BUTTON SCREW, 1/4"-20 X 1" LG, STAINLESS STEEL
14	2	903137-01	LOCK NUT, 1/4"-20, NYLON