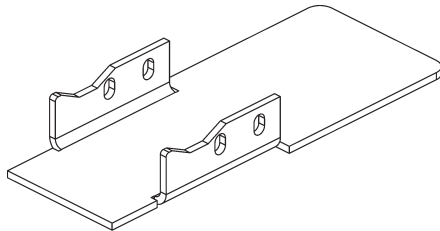
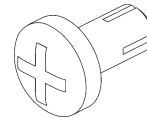


INSTRUCTIONS, C2 COLUMN COVER REPLACEMENT

KIT P/N 295451-01



COLUMN COVER
P/N 289441-01
QTY. 1



SELF-TAP SCREW
1/4"-20 X 1/2" LG.
P/N 900705-03
QTY. 2

⚠ WARNING

To prevent accidental personal injury and equipment damage, disconnect (-) battery cable from battery.

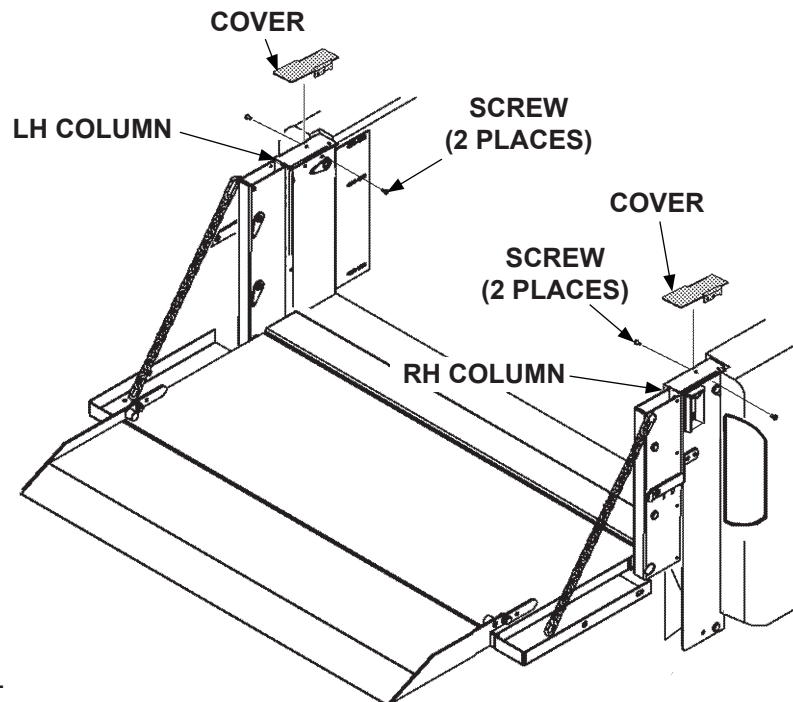
1. Disconnect ground (-) battery cable from vehicle battery.

2. Unfold the platform (FIG. 1-1). Refer to **C2 Operation Manual** for instructions.

3. Unbolt the cover from RH column and/or from LH column (FIG. 1-1).

4. Bolt new cover (Kit item) on RH column and/or LH column (FIG. 1-1).

5. Reconnect ground (-) battery cable to vehicle battery.



UNBOLTING COLUMN COVERS
FIG. 1-1