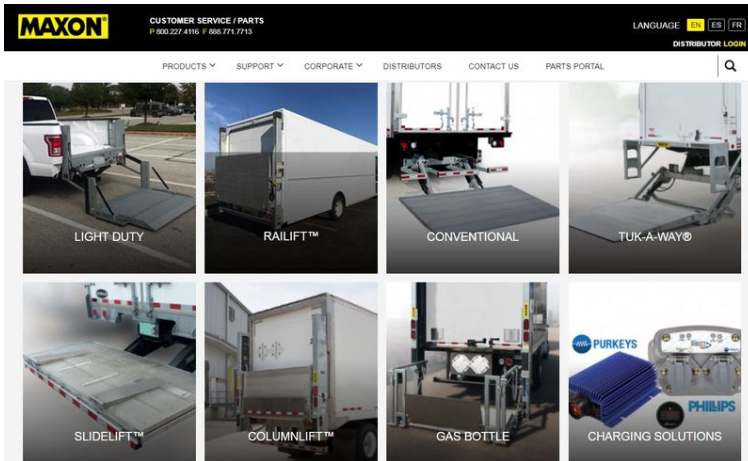




August 27, 2019

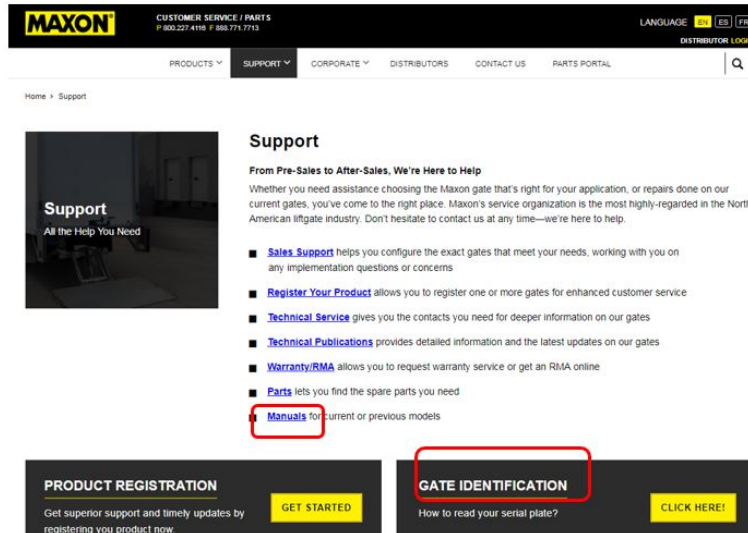
ANNOUNCEMENT

MAXON Announces Website Updates



You've asked....and we've listened. Over the past months, we've been releasing updates to our website. Here's an overview of some of the changes that have been implemented.

Support Tab



CALENDAR OF EVENTS

ExpoTransporte ANPACT

October 16-18, 2019
Puebla, Mexico

North American Commercial Vehicle Show (NACV)

October 28-31, 2019
Atlanta, GA

Several changes have been implemented on the general Support tab of our website. Here you will find a quick at-a-glance short-cut section to some of the most popular locations of our website: Sales Support, Product Registration, Technical Service, Technical Publications, Warranty/RMA, Parts and Manuals.

Updates to this section include:

- All specified locations are now hyperlinked so that you can easily access these popular website locations.
- Manuals have been added to the Support list. Click on the key word and it will take you directly to the manuals archive location where you can access current or previous model documentation.
- Gate Identification box has also been added.

Manuals for Current Models:

Select your product line to display current product documentation.

- LIGHT DUTY
- RAILIFT™
- CONVENTIONAL
- TUK-A-WAY®
- SLIDELIFT™
- COLUMNLIFT™
- GAS BOTTLE



Manuals for Previous Models:

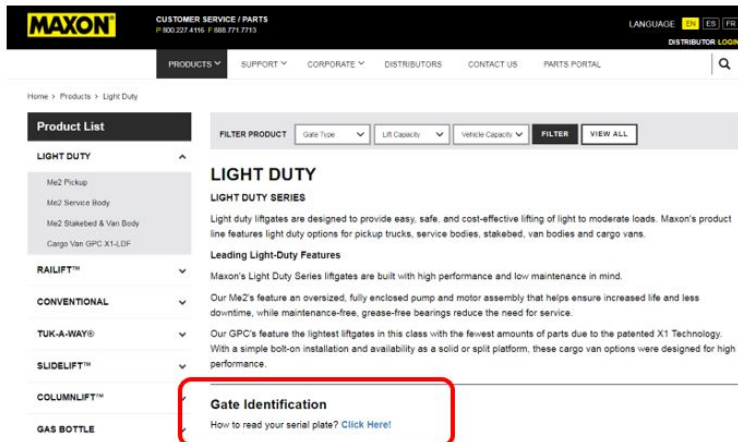
Select your product line to display previous product documentation.

- MIGHTY MAX
- RAILIFT
- CONVENTIONAL
- TUK-A-WAY®
- SLIDELIFT
- COLUMNLIFT
- GAS BOTTLE
- BATTERY CHARGING SOLUTIONS

[Manuals for Current or Previous Models](#)

Need to download the latest manuals for your new liftgate? OR, are you looking for manuals for a previous model? Easy solution.

We've now combined our product documentation under the "SUPPORT" tab so that you can easily find what you are looking for (<https://www.maxonlift.com/support/manuals>). There is now a section for Current Models and another section for Previous Models. Quickly access our Operation, Maintenance, and Installation manuals.



[Gate Identification](#)



SERIAL #
First 4 digits

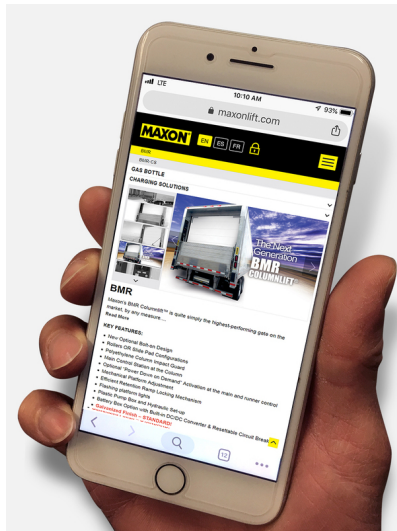
Before June 2014 - Month/Year
After June 2014 - Year/Month

Wondering how to read your liftgate serial plate correctly? We've now added a quick at-a-glance sample serial plate which can be accessed from each product page so that you can easily identify the date range of your liftgate using your Maxon serial plate. This date is essential to identify the correct parts on the parts portal (<http://maxonportal.maxonlift.com/>).

Mobile-Friendly Design

Redesigned to facilitate the ease of use for our customers, our website is now mobile-friendly.

For more information on MAXON products, visit our website at www.maxonlift.com.



Maxon Lift Corp.-Marketing Department

11921 Slauson Avenue, Santa Fe Springs, CA 90670-2221
(800)227-4116 | (562)464-0099

www.maxonlift.com

[Unsubscribe or update your email preferences by selecting this link.](#)



11921 Slauson Avenue | Santa Fe Springs, CA 90670-2221